

# SOCON BASEBALL

TWO THOUSAND THIRTEEN SOUTHERN CONFERENCE MEDIA GUIDE



#SOCONBB



@SOCONSPORTS

20

13



# HOME OF THE 2013 SOCON BASEBALL CHAMPIONSHIP

*Greenville, South Carolina*



Fluor Field at the West End  
Greenville, S.C.  
May 22-26

Championship final will be LIVE on ESPN3  
All other games will be live on SoConTV  
through SoConSports.com

## 2013 SOUTHERN CONFERENCE BASEBALL TOURNAMENT SCHEDULE

### FIRST ROUND - MAY 22

Game 1: #2 Seed vs. #7 Seed - 10:00 a.m.  
Game 2: #3 Seed vs. #6 Seed - 1:30 p.m.  
Game 3: #1 Seed vs. #8 Seed - 5:00 p.m.  
Game 4: #4 Seed vs. #5 Seed - 8:30 p.m.

### DAY 2 - MAY 23

Game 5: Loser Game 1 vs. Loser Game 2 - 10:00 a.m.  
Game 6: Loser Game 3 vs. Loser Game 4 - 1:30 p.m.  
Game 7: Winner Game 1 vs. Winner Game 2 - 5:00 p.m. or 8:30 p.m.  
Game 8: Winner Game 3 vs. Winner Game 4 - 5:00 p.m. or 8:30 p.m.

### DAY 3 - MAY 24

Game 9: Loser Game 7 vs. Winner Game 5 - 3:00 p.m.  
Game 10: Loser Game 8 vs. Winner Game 6 - 7:00 p.m.

### SEMIFINALS - MAY 25

Game 11: Winner Game 7 vs. Winner Game 9 - 10:00 a.m.  
Game 12: Winner Game 8 vs. Winner Game 10 - 1:30 p.m.  
Game 13: Loser Game 11 vs. Winner Game 11 - 5:00 p.m.  
Game 14: Loser Game 12 vs. Winner Game 12 - 8:30 p.m.

### CHAMPIONSHIP GAME - MAY 26 - LIVE ON ESPN3

Winner Game 11 or 13 vs. Winner Game 12 or 14 - 2:00 p.m.





## 2013 Southern Conference Baseball Media Guide

*On the Inside*

2013 Composite Schedule .....2-4

2013 Southern Conference Championship .....5

**Southern Conference**

History ..... 6-10

Hall of Fame ..... 11

Commissioner John Iamarino ..... 12

Staff ..... 13

Media Services ..... 14

**Teams**

Appalachian State ..... 16-17

College of Charleston ..... 18-19

The Citadel ..... 20-21

Davidson ..... 22-23

Elon ..... 24-25

Furman ..... 26-27

Georgia Southern ..... 28-29

UNCG ..... 30-31

Samford ..... 32-33

Western Carolina ..... 34-35

Wofford ..... 36-37

**2012 Year-In-Review**

Year-in-review ..... 38-39

Team stats ..... 40-42

Individual stats ..... 43-45

**All-Time Records and Honors**

Yearly standings ..... 46-49

SoCon Championship results ..... 50-52

SoCon in the NCAA tournament ..... 53-54

Players/Pitchers of the Week ..... 55-57

Players/Pitchers of the Month ..... 58

All-conference teams ..... 59-63

SoCon all-tournament teams ..... 64

Yearly awards ..... 65

Regional and national awards ..... 66-67

Individual records ..... 68-75

Team records ..... 75-78

SoCon Championship records ..... 79-80

Individual annual leaders ..... 81-85

Team annual leaders ..... 85-88

**The Southern Conference**702 N. Pine Street  
Spartanburg, S.C. 29303

Phone: ..... 864-591-5100

Fax: ..... 864-591-3448

Website: ..... SoConSports.com

**Conference Staff****John Iamarino** ..... Commissioner**Geoff Cabe** ..... Senior Associate Commissioner**Sue Arakas** ..... Associate Commissioner**Doug King** ..... Associate Commissioner for Compliance**Jason Yaman** ..... Assistant Commissioner for Media Relations**Jamie Severns** ..... Director of Multimedia Services**Stephanie Cushing** ..... Championships Coordinator**Phil Perry** ..... Assistant Director of Media Relations**Laura Hayes** ..... Assistant to the Commissioner**Chandler Carver** ..... Media Relations Assistant**Jordan Gotfredson** ..... Multimedia Services Assistant**Erin O'Shea** ..... Championships/Compliance Assistant**Tony Thompson** ..... Coordinator of Officials**Southern Conference Officers**

President: Dr. Terry Ackerman, University of North Carolina Greensboro

Vice President: Dr. Chris Geyerman, Georgia Southern University

**Executive Committee**

Charlie Cobb, Appalachian State University

Dr. Alan Hauser, Appalachian State University

Dr. Vince Benigni, College of Charleston

Dr. Chip Taylor, The Citadel

Ms. Katy McNay, Davidson College

Dr. Fred Smith, Davidson College

Ms. Faith Shearer, Elon University

Dr. Eric Hall, Elon University

Dr. William Pierce, Furman University

Dr. Chris Geyerman, Georgia Southern University

Dr. Terry Ackerman, University of North Carolina Greensboro

Dr. Chris Metress, Samford University

Dr. Debbie Ingram, University of Tennessee at Chattanooga

Dr. A.J. Grube, Western Carolina University

Dr. Jameica Hill, Wofford College

**On the Cover:**

Clockwise from top left: Brandon Murray (College of Charleston), Will Callaway (Appalachian State), Preston Hatcher (Western Carolina), Matt Solter (Furman), Brandon Yarusi (Wofford), Trevor Edwards (UNCG), Forrest Brandt (Davidson), Zeth Stone (Samford), Alex Swim (Elon), Joe Jackson (The Citadel) and Tyler Avera (Georgia Southern).

**Credits****Editor:** Phil Perry**Design:** Phil Perry, Jamie Severns**Cover:** Jamie Severns**Editorial Assistance:** Jason Yaman, Chandler Carver and SoCon baseball SIDs.**Online Services:** www.issuu.com

## Feb. 15 (Friday)

Marist at Elon	3 p.m.
Appalachian State at NC State	3 p.m.
Youngstown State at Samford (DH)	3:30 p.m.
George Mason at The Citadel	4 p.m.
Army at UNCG	4 p.m.
Georgetown at Wofford	4 p.m.
Washington State at Western Carolina	4 p.m.
Michigan State at Furman (Fluor Field; Greenville, S.C.)	5 p.m.
George Washington at Davidson	6 p.m.
Xavier at College of Charleston	6 p.m.
Georgia at Georgia Southern	6 p.m.

## Feb. 16 (Saturday)

Boston College at Elon	12 p.m.
Northwestern at Furman (Fluor Field; Greenville, S.C.)	12 p.m.
Youngstown State at Samford	2 p.m.
Niagara at Wofford (DH)	2 p.m.
George Washington at Davidson	2 p.m.
Washington State at Western Carolina	2 p.m.
Xavier at College of Charleston	2 p.m.
Army at UNCG	2 p.m.
Georgia at Georgia Southern	2:30 p.m.
Kansas State at The Citadel	4 p.m.
Appalachian State at NC State	4 p.m.

## Feb. 17 (Sunday)

Washington State at Western Carolina	12 p.m.
Army at UNCG	12 p.m.
George Washington at Davidson	1 p.m.
Appalachian State at NC State	1 p.m.
Xavier at College of Charleston	1 p.m.
High Point at The Citadel	1:30 p.m.
Georgia at Georgia Southern	1:30 p.m.
Youngstown State at Samford	2 p.m.
VCU at Elon	3 p.m.
Miami (Ohio) at Furman (Fluor Field; Greenville, S.C.)	3 p.m.
UNC Asheville at Wofford	4 p.m.

## Feb. 18 (Monday)

Canisius at Appalachian State	3 p.m.
-------------------------------	--------

## Feb. 19 (Tuesday)

College of Charleston at Charleston Southern	2 p.m.
Elon at North Carolina A&T	3 p.m.
Wofford at East Tennessee State	3 p.m.
Wake Forest at Western Carolina	4 p.m.
UNC Asheville at UNCG	4 p.m.
Alabama A&M at Samford	7 p.m.

## Feb. 20 (Wednesday)

Gardner-Webb at Furman	3 p.m.
Davidson at North Carolina Central	4 p.m.
Winthrop at The Citadel	6 p.m.
Georgia Southern at Florida	7 p.m.

## Feb. 22 (Friday)

Elon vs. Kentucky (Pelicans Ballpark; Myrtle Beach, S.C.)	12 p.m.
Western Carolina vs. Michigan State (Fluor Field; Greenville, S.C.)	1 p.m.
College of Charleston vs. Indiana State (Auburn, Ala.)	3 p.m.
Samford vs. Purdue (Starkville, Miss.)	3:30 p.m.
Miami (Ohio) at Furman	4 p.m.
Dayton at UNCG	4 p.m.
Pittsburgh at Wofford	4 p.m.

The Citadel at North Florida	6 p.m.
Georgetown at Davidson	6 p.m.
Indiana at Georgia Southern	6 p.m.

## Feb. 23 (Saturday)

Butler at Appalachian State (DH)	1 p.m.
Western Carolina vs. Miami (Ohio) (Fluor Field; Greenville, S.C.)	10 a.m.
Elon vs. Kansas State (Pelicans Ballpark; Myrtle Beach, S.C.)	11 a.m.
The Citadel at North Florida	1 p.m.
College of Charleston at Auburn	2 p.m.
Michigan State at Furman (Fluor Field; Greenville, S.C.)	2 p.m.
Dayton at UNCG	2 p.m.
Pittsburgh at Wofford	2 p.m.
Indiana at Georgia Southern	2:30 p.m.
Lafayette at Davidson	3:30 p.m.
Samford at Mississippi State	4 p.m.
Cincinnati at Furman (Fluor Field; Greenville, S.C.)	6 p.m.

## Feb. 24 (Sunday)

College of Charleston vs. Middle Tennessee (Auburn, Ala.)	11 a.m.
Lafayette at Davidson	11 a.m.
Samford vs. Purdue (Starkville, Miss.)	12 p.m.
Butler at Appalachian State	1 p.m.
Pittsburgh at Wofford	1 p.m.
The Citadel at North Florida	1 p.m.
Dayton at UNCG	1 p.m.
Indiana at Georgia Southern	1:30 p.m.
Georgetown at Davidson	2 p.m.
Elon at Coastal Carolina (Pelicans Ballpark; Myrtle Beach, S.C.)	3 p.m.
Western Carolina vs. Cincinnati	3 p.m.
Samford at Mississippi State	4 p.m.

## Feb. 26 (Tuesday)

College of Charleston at Jacksonville	4 p.m.
Liberty at Elon	4 p.m.
USC Upstate at Davidson	4 p.m.
Furman at South Carolina	4 p.m.
Appalachian State at High Point	4 p.m.
Longwood at Western Carolina	4 p.m.
UNC Asheville at The Citadel	4 p.m.
Georgia Tech at Georgia Southern	6 p.m.
Samford at Alabama	7:05 p.m.

## Feb. 27 (Wednesday)

The Citadel at Charleston Southern	2 p.m.
Longwood at Western Carolina	4 p.m.
USC Upstate at Furman	4 p.m.
Wofford vs. Presbyterian (Forest City, N.C.)	6 p.m.
Georgia Tech at Georgia Southern	6 p.m.

## March 1 (Friday)

Pittsburgh at The Citadel	4 p.m.
*Furman at Elon	4 p.m.
Albany at UNCG	4 p.m.
Dayton at Wofford	4 p.m.
Xavier at Georgia Southern	6 p.m.
*Appalachian State at Davidson	6 p.m.
South Alabama at College of Charleston	6 p.m.
Purdue at Samford	7 p.m.

## March 2 (Saturday)

Hofstra at Western Carolina (DH)	12 p.m.
Marshall at Wofford (DH)	2 p.m.

*Furman at Elon	2 p.m.
South Alabama at College of Charleston	2 p.m.
Albany at UNCG	2 p.m.
*Appalachian State at Davidson	2 p.m.
Xavier at Georgia Southern	2:30 p.m.
Purdue at Samford	3 p.m.
VCU at The Citadel	4 p.m.

## March 3 (Sunday)

Hofstra at Western Carolina	12 p.m.
Dayton at Wofford	1 p.m.
Albany at UNCG	1 p.m.
South Alabama at College of Charleston	1 p.m.
*Appalachian State at Davidson	1 p.m.
Xavier at Georgia Southern	1:30 p.m.
*Furman at Elon	1:30 p.m.
Purdue at Samford	2 p.m.
UNC Asheville at The Citadel	2:30 p.m.

## March 5 (Tuesday)

Furman at Coastal Carolina (Pelicans Ballpark; Myrtle Beach, S.C.)	4 p.m.
UNCW at College of Charleston	4 p.m.
Western Carolina at Georgia	5 p.m.
UNCG at East Carolina	5 p.m.
Georgia Southern at Kennesaw State	6 p.m.
NC State at Elon	6 p.m.
The Citadel at Winthrop	6 p.m.
Appalachian State at East Tennessee State	7 p.m.
Troy at Samford	7 p.m.

## March 6 (Wednesday)

Davidson at North Carolina	3 p.m.
Wofford at Clemson	4 p.m.
Charleston Southern at College of Charleston	4 p.m.
Furman at Coastal Carolina (Pelicans Ballpark; Myrtle Beach, S.C.)	4 p.m.
Samford at Alabama A&M	4:30 p.m.

## March 8 (Friday)

Marist at UNCG	4 p.m.
*College of Charleston at Elon	4 p.m.
*Appalachian State at Furman	5 p.m.
*Samford at The Citadel	6 p.m.
*Wofford at Georgia Southern	6 p.m.
*Western Carolina at Davidson	6 p.m.

## March 9 (Saturday)

*Western Carolina at Davidson	2 p.m.
*College of Charleston at Elon	2 p.m.
Marist at UNCG	2 p.m.
*Samford at The Citadel	2 p.m.
*Wofford at Georgia Southern	2:30 p.m.
*Appalachian State at Furman	4 p.m.

## March 10 (Sunday)

*Appalachian State at Furman	1 p.m.
*Western Carolina at Davidson	1 p.m.
Marist at UNCG	1 p.m.
*Samford at The Citadel	1 p.m.
*College of Charleston at Elon	1:30 p.m.
*Wofford at Georgia Southern	1:30 p.m.

## March 12 (Tuesday)

Eastern Kentucky at Furman	4 p.m.
Lehigh at UNCG	4 p.m.
Akron at The Citadel	5 p.m.
Elon at UNCW	5 p.m.
Georgia Southern at Mercer	6 p.m.
Appalachian State at Georgia	7 p.m.
Jacksonville State at Samford	7 p.m.

# COMPOSITE SCHEDULE



## March 13 (Wednesday)

Rhode Island at UNCG	4 p.m.
Akron at The Citadel	4 p.m.
Virginia Tech at Elon	4 p.m.
Appalachian State at Georgia	5 p.m.
Eastern Kentucky at Western Carolina	5 p.m.
Presbyterian at Wofford	6 p.m.
Davidson at South Carolina	7 p.m.

## March 15 (Friday)

*Furman at Davidson	6 p.m.
*The Citadel at Wofford	6 p.m.
*Elon at UNCG	6 p.m.
*Western Carolina at College of Charleston	6 p.m.
*Georgia Southern at Samford	7 p.m.

## March 16 (Saturday)

Cornell at Appalachian State (DH)	1 p.m.
*Furman at Davidson	2 p.m.
*Elon at UNCG	2 p.m.
*Western Carolina at College of Charleston	2 p.m.
*Georgia Southern at Samford	3 p.m.
*The Citadel at Wofford	3 p.m.

## March 17 (Sunday)

*Furman at Davidson (Fluor Field; Greenville, S.C.)	1 p.m.
*The Citadel at Wofford	1 p.m.
*Elon at UNCG	1 p.m.
*Western Carolina at College of Charleston	1 p.m.
Cornell at Appalachian State	1 p.m.
*Georgia Southern at Samford	2 p.m.

## March 19 (Tuesday)

Appalachian State at North Carolina A&T	TBA
Furman at Georgia	5 p.m.
UNCG at NC State	6 p.m.
Cornell at Davidson	6 p.m.
Connecticut at College of Charleston	6 p.m.
Georgia Southern at Georgia Tech	6 p.m.
Alabama at Samford	7 p.m.
South Carolina at The Citadel	7 p.m.

## March 20 (Wednesday)

Princeton at Elon	2 p.m.
Wofford at Presbyterian	3 p.m.
Western Carolina at Tennessee	6 p.m.
The Citadel at College of Charleston	6 p.m.
Cornell at Davidson	6 p.m.
Princeton at UNCG	7 p.m.

## March 22 (Friday)

*Elon at Western Carolina	5 p.m.
*Samford at Furman	6 p.m.
*Appalachian State at College of Charleston	6 p.m.
Charleston Southern at The Citadel	6 p.m.
*UNCG at Wofford	6 p.m.
*Davidson at Georgia Southern	6 p.m.

## March 23 (Saturday)

*Appalachian State at College of Charleston	2 p.m.
The Citadel at Charleston Southern	2 p.m.
*Elon at Western Carolina	2 p.m.
*Davidson at Georgia Southern	2:30 p.m.
*UNCG at Wofford	3 p.m.
*Samford at Furman	4 p.m.

## March 24 (Sunday)

*UNCG at Wofford	1 p.m.
Charleston Southern at The Citadel	1 p.m.
*Appalachian State at College of Charleston	1 p.m.

*Elon at Western Carolina	1 p.m.
*Samford at Furman	1 p.m.
*Davidson at Georgia Southern	1:30 p.m.

## March 26 (Tuesday)

UNC Asheville at Appalachian State	3 p.m.
The Citadel at Georgia Tech	4 p.m.
Jacksonville at Georgia Southern	6 p.m.
Davidson at Winthrop	6 p.m.
South Carolina at College of Charleston	6 p.m.
Elon at High Point	6 p.m.
Western Carolina at Wake Forest	6 p.m.
UNCG vs. North Carolina A&T (NewBridge Bank Park; Greensboro, N.C.)	6 p.m.

## March 27 (Wednesday)

Western Carolina at Gardner-Webb	5 p.m.
Wofford at USC Upstate	6 p.m.
East Carolina at Elon	6 p.m.

## March 28 (Thursday)

*Georgia Southern at UNCG	6 p.m.
Presbyterian at Furman	6 p.m.

## March 29 (Friday)

Furman at Presbyterian	3 p.m.
*The Citadel at Western Carolina	5 p.m.
*Davidson at Elon	6 p.m.
*Georgia Southern at UNCG	6 p.m.
*Wofford at Appalachian State	6:30 p.m.
*College of Charleston at Samford	7 p.m.

## March 30 (Saturday)

*Georgia Southern at UNCG	2 p.m.
*The Citadel at Western Carolina	2 p.m.
*College of Charleston at Samford (DH)	3 p.m.
*Davidson at Elon (DH)	3 p.m.
*Wofford at Appalachian State	3 p.m.
Furman at Presbyterian	4 p.m.

## March 31 (Sunday)

*The Citadel at Western Carolina	1 p.m.
*Wofford at Appalachian State	1 p.m.

## April 1 (Monday)

North Carolina Central at UNCG	6 p.m.
--------------------------------	--------

## April 2 (Tuesday)

Appalachian State at Eastern Kentucky	3 p.m.
UNC Asheville at Western Carolina	5 p.m.
UNCG at Wake Forest	6 p.m.
Georgia Southern at Jacksonville	6 p.m.
Davidson at Duke	6 p.m.
Coastal Carolina at The Citadel	6 p.m.
Wofford at Winthrop	6 p.m.
College of Charleston at UNCW	6 p.m.
High Point at Elon	6:30 p.m.
Samford at Jacksonville State	7:30 p.m.

## April 3 (Wednesday)

UNC Asheville at Western Carolina	3 p.m.
The Citadel at Coastal Carolina (Pelicans Ballpark; Myrtle Beach, S.C.)	6 p.m.
Elon at NC State	6 p.m.
Wofford at Auburn	7 p.m.
South Carolina at Furman (Fluor Field; Greenville, S.C.)	7 p.m.

## April 5 (Friday)

UNCW at Davidson	6 p.m.
*Elon at The Citadel	6 p.m.
*Western Carolina at Furman	6 p.m.
*UNCG at College of Charleston	6 p.m.
*Georgia Southern at Appalachian State	6:30 p.m.
*Wofford at Samford	7 p.m.

## April 6 (Saturday)

*Elon at The Citadel	2 p.m.
*Wofford at Samford	3 p.m.
*Georgia Southern at Appalachian State	3 p.m.
*Western Carolina at Furman	4 p.m.
*UNCG at College of Charleston	6 p.m.

## April 7 (Sunday)

*Western Carolina at Furman	1 p.m.
*Georgia Southern at Appalachian State	1 p.m.
*Elon at The Citadel	1 p.m.
*UNCG at College of Charleston	1 p.m.
Davidson at UNCW	2 p.m.
*Wofford at Samford	2 p.m.

## April 9 (Tuesday)

Georgia Southern at Charleston Southern	3 p.m.
UNCG at Duke	6 p.m.
Davidson at USC Upstate	6 p.m.
College of Charleston at Coastal Carolina (Pelicans Ballpark; Myrtle Beach, S.C.)	6 p.m.
Clemson at Western Carolina	6 p.m.
Appalachian State at UNC Asheville	6 p.m.
North Carolina at Elon	6:30 p.m.
UAB at Samford	7 p.m.
The Citadel at South Carolina	7 p.m.

## April 10 (Wednesday)

Furman at Winthrop	6 p.m.
UNC Asheville at Wofford	6 p.m.
UNCW at Elon	6:30 p.m.

## April 12 (Friday)

*Samford at Western Carolina	5 p.m.
Elon at Louisville	6 p.m.
*Furman at Wofford	6 p.m.
*College of Charleston at Davidson	6 p.m.
*Appalachian State at UNCG	6 p.m.
*The Citadel at Georgia Southern	6:30 p.m.

## April 13 (Saturday)

Elon at Louisville	1 p.m.
*College of Charleston at Davidson	2 p.m.
*Appalachian State at UNCG	2 p.m.
*Samford at Western Carolina	2 p.m.
*The Citadel at Georgia Southern	2 p.m.
*Furman at Wofford	3 p.m.

## April 14 (Sunday)

*College of Charleston at Davidson	1 p.m.
*Furman at Wofford	1 p.m.
*Samford at Western Carolina	1 p.m.
Elon at Louisville	1 p.m.
*Appalachian State at UNCG	1 p.m.
*The Citadel at Georgia Southern	1:30 p.m.

## April 16 (Tuesday)

High Point at Appalachian State	TBA
Winthrop at Davidson	6 p.m.
Wake Forest at UNCG	6 p.m.
Mercer at Georgia Southern	6 p.m.
Auburn at Samford	7 p.m.
College of Charleston at South Carolina	7 p.m.



## April 17 (Wednesday)

Campbell at Appalachian State	TBA
East Tennessee State at The Citadel	4 p.m.
Gardner-Webb at Western Carolina	5 p.m.
USC Upstate at Wofford	6 p.m.
Kennesaw State at Georgia Southern	6 p.m.
Elon at North Carolina	6 p.m.
Furman at Clemson	6:30 p.m.

## April 19 (Friday)

*Georgia Southern at Western Carolina	5 p.m.
*Furman at College of Charleston	6 p.m.
*UNCG at Davidson	6 p.m.
*Appalachian State at The Citadel	6 p.m.
*Wofford at Elon	6:30 p.m.
Arkansas-Pine Bluff at Samford	7 p.m.

## April 20 (Saturday)

*Appalachian State at The Citadel	2 p.m.
*Furman at College of Charleston	2 p.m.
*UNCG at Davidson	2 p.m.
*Georgia Southern at Western Carolina	2 p.m.
Arkansas-Pine Bluff at Samford	3 p.m.
*Wofford at Elon	6:30 p.m.

## April 21 (Sunday)

*UNCG at Davidson	1 p.m.
*Appalachian State at The Citadel	1 p.m.
*Furman at College of Charleston	1 p.m.
*Georgia Southern at Western Carolina	1 p.m.
*Wofford at Elon	1:30 p.m.
Arkansas-Pine Bluff at Samford	2 p.m.

## April 23 (Tuesday)

Kennesaw State at Western Carolina	5 p.m.
North Carolina A&T at Appalachian State	6 p.m.
Coastal Carolina at College of Charleston	6 p.m.
Davidson at NC State	6 p.m.
Elon at East Carolina	6 p.m.
Samford at Troy	7 p.m.
Furman at USC Upstate (Fluor Field; Greenville, S.C.)	7 p.m.

## April 24 (Wednesday)

Wofford at UNC Asheville	4 p.m.
UNCG at Campbell	6 p.m.
Western Carolina at Clemson	6:30 p.m.

## April 26 (Friday)

*The Citadel at Furman	6 p.m.
*Elon at Georgia Southern	6 p.m.
*Davidson at Wofford	6 p.m.
*Western Carolina at UNCG	6 p.m.
*Samford at Appalachian State	6:30 p.m.

## April 27 (Saturday)

*Western Carolina at UNCG	2 p.m.
*Elon at Georgia Southern	2:30 p.m.
*Samford at Appalachian State	3 p.m.
*Davidson at Wofford	3 p.m.
*The Citadel at Furman	4 p.m.
Radford at College of Charleston (DH)	4 p.m.

## April 28 (Sunday)

Radford at College of Charleston	12 p.m.
*The Citadel at Furman	1 p.m.
*Davidson at Wofford	1 p.m.
*Samford at Appalachian State	1 p.m.
*Western Carolina at UNCG	1 p.m.
*Elon at Georgia Southern	1:30 p.m.

## April 30 (Tuesday)

North Carolina A&T at UNCG	6 p.m.
Elon at Wake Forest	6 p.m.
East Tennessee State at Appalachian State	6 p.m.
Wofford vs. Winthrop (Fluor Field; Greenville, S.C.)	6 p.m.
Georgia Southern at North Florida	6 p.m.
Samford at UAB	7:30 p.m.

## May 1 (Wednesday)

Western Carolina at Kennesaw State	5 p.m.
The Citadel at North Carolina	6 p.m.
Winthrop at Furman	6 p.m.
Charleston Southern at Georgia Southern	6 p.m.
Wake Forest at Elon	6:30 p.m.

## May 3 (Friday)

*Davidson at The Citadel	6 p.m.
Tennessee Tech at Western Carolina	6 p.m.
*Furman at Georgia Southern	6 p.m.
*Elon at Appalachian State	6:30 p.m.
*UNCG at Samford	7 p.m.
*College of Charleston at Wofford	7 p.m.

## May 4 (Saturday)

*Davidson at The Citadel	2 p.m.
Tennessee Tech at Western Carolina	2 p.m.
*Furman at Georgia Southern	2:30 p.m.
*College of Charleston at Wofford	3 p.m.
*UNCG at Samford	3 p.m.
*Elon at Appalachian State	3 p.m.

## May 5 (Sunday)

*Davidson at The Citadel	1 p.m.
*Elon at Appalachian State	1 p.m.
*College of Charleston at Wofford	1 p.m.
*Furman at Georgia Southern	1:30 p.m.
*UNCG at Samford	2 p.m.

## May 7 (Tuesday)

Campbell at College of Charleston	4 p.m.
Winthrop at The Citadel	6 p.m.
Duke at Davidson	6 p.m.
North Carolina A&T at Elon	6:30 p.m.

## May 8 (Wednesday)

Georgia at College of Charleston	6 p.m.
Wofford at South Carolina	7 p.m.
Samford at Auburn	7 p.m.
Clemson at Furman (Fluor Field; Greenville, S.C.)	7 p.m.

## May 10 (Friday)

*Wofford at Western Carolina	6 p.m.
*UNCG at Furman	6 p.m.
*College of Charleston at The Citadel	6 p.m.
*Samford at Elon	6:30 p.m.
Georgia Southern at Clemson	6:30 p.m.

## May 11 (Saturday)

*College of Charleston at The Citadel	2 p.m.
*Samford at Elon	4 p.m.
*UNCG at Furman	4 p.m.
Appalachian State at Gonzaga (DH)	6 p.m.
Georgia Southern at Clemson	6:30 p.m.
*Wofford at Western Carolina	6:30 p.m.

## May 12 (Sunday)

*College of Charleston at The Citadel	1 p.m.
Georgia Southern at Clemson	1 p.m.
*Wofford at Western Carolina	1 p.m.
*UNCG at Furman	1 p.m.
*Samford at Elon	1:30 p.m.
Appalachian State at Gonzaga	4 p.m.

## May 14 (Tuesday)

Duke at UNCG	6 p.m.
North Florida at Georgia Southern	6 p.m.
Jacksonville at College of Charleston	6 p.m.
Furman at Gardner-Webb	6 p.m.
Appalachian State at North Carolina	6 p.m.

## May 16 (Thursday)

*Davidson at Samford (DH)	5 p.m.
*Georgia Southern at College of Charleston	6 p.m.
*The Citadel at UNCG	6 p.m.
Dayton at Furman	6 p.m.
*Western Carolina at Appalachian State	6:30 p.m.

## May 17 (Friday)

*Georgia Southern at College of Charleston	2 p.m.
Dayton at Furman	4 p.m.
*The Citadel at UNCG	6 p.m.
Old Dominion at Wofford	6 p.m.
*Western Carolina at Appalachian State	6:30 p.m.
*Davidson at Samford	7 p.m.

## May 18 (Saturday)

Dayton at Furman	12 p.m.
*Georgia Southern at College of Charleston	1 p.m.
*The Citadel at UNCG	1 p.m.
Old Dominion at Wofford	2 p.m.
*Western Carolina at Appalachian State	3 p.m.

## May 22 (Wednesday)

SoCon Championship (Fluor Field; Greenville, S.C.)	
Game 1: #2 Seed vs. #7 Seed	10 a.m.
Game 2: #3 Seed vs. #6 Seed	1:30 p.m.
Game 3: #1 Seed vs. #8 Seed	5 p.m.
Game 4: #4 Seed vs. #5 Seed	8:30 p.m.

## May 23 (Thursday)

SoCon Championship (Fluor Field; Greenville, S.C.)	
Game 5: Loser Game 1 vs. Loser Game 2	10 a.m.
Game 6: Loser Game 3 vs. Loser Game 4	1:30 p.m.
Game 7: Winner Game 1 vs. Winner Game 2	5/8:30 p.m.
Game 8: Winner Game 3 vs. Winner Game 4	5/8:30 p.m.

## May 24 (Friday)

SoCon Championship (Fluor Field; Greenville, S.C.)	
Game 9: Winner Game 5 vs. Loser Game 7	3 p.m.
Game 10: Winner Game 6 vs. Loser Game 8	7 p.m.

## May 25 (Saturday)

SoCon Championship (Fluor Field; Greenville, S.C.)	
Game 11: Winner Game 7 vs. Winner Game 9	10 a.m.
Game 12: Winner Game 8 vs. Winner Game 10	1:30 p.m.
Game 13: Winner Game 11 vs. Loser Game 11^	5 p.m.
Game 14: Winner Game 12 vs. Loser Game 12^	8:30 p.m.
^ if necessary	

## May 26 (Sunday)


SoCon Championship (Fluor Field; Greenville, S.C.)	
Championship game (ESPN3)	2 p.m.

## 2013 Southern Conference Baseball Championship

May 22-26, 2013 • Fluor Field at the West End • Greenville, S.C.



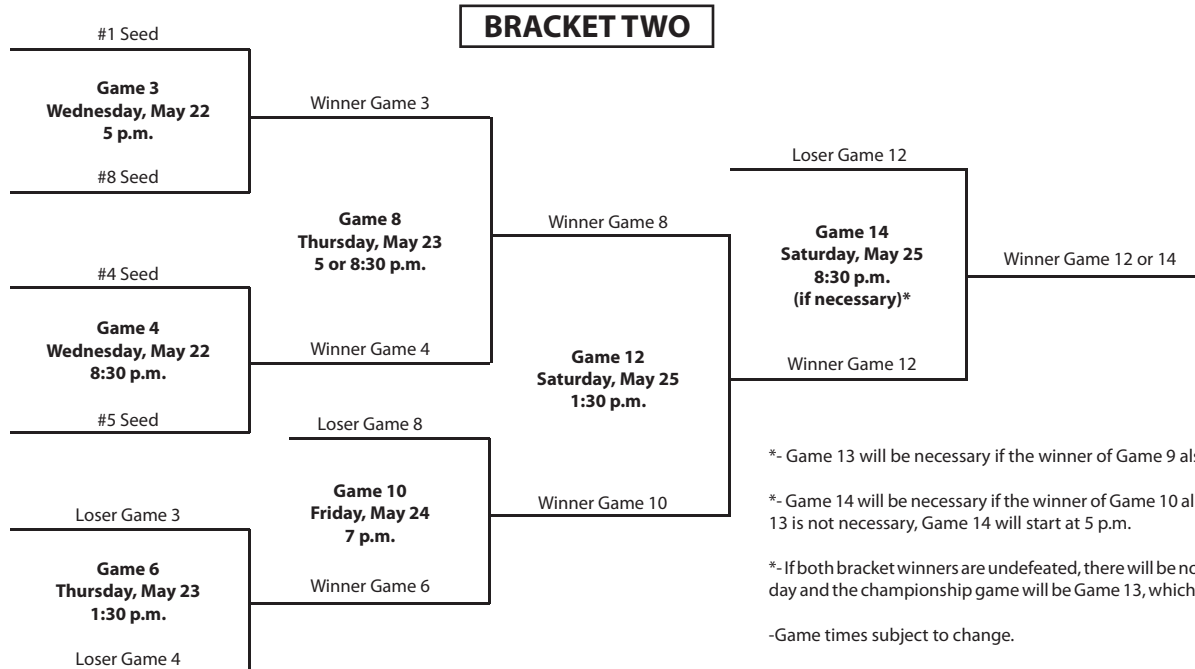
### BRACKET ONE



**Southern Conference  
Championship Game**  
(Single Elimination)  
Sunday, May 26  
2 p.m.

**ESPN 3.com**

### BRACKET TWO



\*- Game 13 will be necessary if the winner of Game 9 also wins Game 11.

\*- Game 14 will be necessary if the winner of Game 10 also wins Game 12. If Game 13 is not necessary, Game 14 will start at 5 p.m.

\*- If both bracket winners are undefeated, there will be no evening games on Saturday and the championship game will be Game 13, which will be played on Sunday.

-Game times subject to change.

-Tournament winner earns the Southern Conference's automatic bid to the NCAA Regionals.

-As tournament host, game times may be adjusted to permit Furman to play the 5 p.m. game each day as long as it remains in the winner's bracket. The #1 seed will not play in the 10 a.m. Wednesday game in any bracket adjustment.

## The Southern Conference

The Southern Conference, which began its 92nd season of intercollegiate competition in 2012, is a national leader in emphasizing the development of the student-athlete and in helping to build lifelong leaders and role models.

The Southern Conference has been on the forefront of innovation and originality in developing creative solutions to address issues facing intercollegiate athletics. From establishing the first conference basketball tournament (1921), tackling the issue of freshmen eligibility (1922), developing women's championships (1984), to becoming the first conference to install the 3-point goal in basketball (1980), the Southern Conference has been a pioneer.

The Southern Conference is the nation's fifth-oldest NCAA Division I collegiate athletic association. Only the Big Ten (1896), the Missouri Valley (1907), the Pac-12 (1915) and the Southwestern Athletic (1920) conferences are older in terms of origination.


Academic excellence has been a major part of the Southern Conference's tradition. Hundreds of Southern Conference student-athletes have been recognized on Capital One Academic All-America and all-district teams. A total of 19 Rhodes Scholarship winners have been selected from conference institutions.

The Conference currently consists of 12 members in five states throughout the Southeast and sponsors 19 varsity sports and championships that produce participants for NCAA Division I Championships.

The Southern Conference offices are located in the historic Beaumont Mill in Spartanburg, S.C. A textile mill that was in operation from 1880 until 1999, Beaumont Mill was renovated in 2004 and today offers the league first class meeting areas and offices as well as a spacious library for storage of the conference's historical documents.

## Membership History

On Feb. 25, 1921, representatives from 14 of the Southern Intercollegiate Athletic Association's (SIAA) 30 members met at Atlanta's Piedmont Hotel to establish the Southern Intercollegiate Conference. On hand at the inaugural meeting were officials from Alabama, Alabama Polytechnic Institute



*The Atlanta Memorial Auditorium was the site for the first Southern Conference Basketball Championship in 1922. The SoCon basketball tournament is the longest-running of its kind in college basketball history.*

(Auburn), Clemson, Georgia, Georgia School of Technology (Georgia Tech), Kentucky, Maryland, Mississippi A&M (Mississippi State), North Carolina, North Carolina State, Tennessee, Virginia, Virginia Polytechnic Institute (Virginia Tech) and Washington & Lee.

Dr. S.V. Sanford of Georgia was chosen as acting chairman and N.W. Dougherty of Tennessee was named secretary. The decision to form a new athletic conference was motivated by the desire to have a workable number of conference games for each league member. With 30 schools in the SIAA by the early 1920s, it was impossible to play every school at least once during the regular season and many schools went several years between playing some conference members. In addition, in 1920, the SIAA voted down proposed rules that an athlete must be in a college a year before playing on its teams and refused to abolish a rule permitting athletes to play summer baseball for money.

Play began in the fall of 1921 and a year later, six more schools joined the fledgling league including Tulane (which had attended the inaugural meeting but had elected not to join), Florida, Louisiana (LSU), Mississippi, South Carolina and Vanderbilt. VMI joined in 1925 and Duke was added in 1929.

By the 1930s, membership in the Southern Conference had reached 23 schools. C.P. "Sally" Miles of Virginia Tech, president of the Southern Conference, called the annual league meeting to order on Dec. 9, 1932, at the Farragut Hotel in Knoxville, Tenn. Georgia's Dr. Sanford announced that 13 institutions west

and south of the Appalachian Mountains were reorganizing as the Southeastern Conference. Members of the new league included Alabama, Alabama Polytechnic Institute, Florida, Georgia, Georgia School of Technology, Kentucky, Louisiana, Mississippi, Mississippi A&M, University of the South, Tennessee, Tulane and Vanderbilt.

According to the minutes of the meeting, Dr. Sanford stated that the division was made along geographical lines. Florida's Dr. J.J. Tigert, acting as spokesman for the withdrawing group, regretted the move but believed it was necessary as the Southern Conference had grown too large. The resignations were accepted and the withdrawing schools formed the new league, which began play in 1932.

The Southern Conference continued with membership of 10 institutions including Clemson, Duke, Maryland, North Carolina, North Carolina State, South Carolina, Virginia, VMI, Virginia Tech and Washington & Lee.

The second major shift occurred some 20 years later. By 1952, the Southern Conference included 17 colleges and universities. Another split occurred when seven schools – Clemson, Duke, Maryland, North Carolina, North Carolina State, South Carolina and Wake Forest – departed to form the Atlantic Coast Conference, which began play in 1953. The revamped Southern Conference included members The Citadel, Davidson, Furman, George Washington, Richmond, VMI, Virginia Tech, Washington & Lee, West Virginia and William & Mary.



Today, the league continues to thrive with a membership that includes 12 institutions and a footprint that spans five states: Alabama, Georgia, North Carolina, South Carolina, and Tennessee. Current league members are Appalachian State, College of Charleston, The Citadel, Davidson, Elon, Furman, Georgia Southern, UNCG, Samford, Chattanooga, Western Carolina and Wofford.

## Leadership

John Iamarino was officially named commissioner of the conference on Jan. 2, 2006. Iamarino has promoted the Southern Conference through an ambitious agenda which has improved competition, upgraded compliance-related matters, launched the conference's Hall of Fame and increased the marketing and brand awareness of the conference and its member institutions.

The Southern Conference named its first commissioner in December 1950. Duke head football coach Wallace Wade made the transition from Blue Devil football coach to athletics administration as the first person at the helm of the conference.

Lloyd Jordan replaced Wade as the commissioner in 1960 and served a 14-year term until Ken Germann became the league head in 1974. Germann was the commissioner for 13 years and orchestrated the league's expansion to include women's athletics. In 1987, he was succeeded by Dave Hart, who spearheaded the transfer of the league office from Charlotte, N.C., to Asheville, N.C.

Wright Waters succeeded Hart upon his retirement in 1991. Under Waters' leadership, the Southern Conference expanded to 12 members, added three women's sports and posted record revenue from the basketball tournament. Waters, who recently retired as the commissioner of the Sun Belt Conference, was followed by Alfred B. White in 1998. White, a veteran member of the NCAA office, introduced the current conference logo and elevated the conference's commitment to marketing and development of corporate partners.

Danny Morrison headed the conference from 2001-2005 and orchestrated the league's move from Asheville, N.C., to Spartanburg, S.C. Under Morrison's leadership, the conference increased its marketing and promotional efforts.



*The 2008 addition of Samford University in Birmingham, Ala., extended the Southern Conference's reach to five states across the Southeast.*

## Championship History

The first Southern Conference Championship was the league basketball tournament held in Atlanta in 1922. The North Carolina Tar Heels won the tournament to become the first recognized league champion in any sport. The Southern Conference Tournament remains the oldest of its kind in college basketball.

Commissioner Germann spearheaded the Southern Conference's expansion to include women's athletics during the 1983-84 season. That year, league championships were held in volleyball, basketball and tennis. Cross country joined the mix in 1985 and the league began holding indoor and outdoor track championships in 1988. Most recently, the conference instituted golf and softball championships in the spring of 1994 and added soccer in the fall of 1994.

The Germann Cup, named in honor of the former commissioner, annually recognizes the top women's athletics programs in the conference. From its humble beginnings, women's athletics have become an integral part of the Southern Conference and its success.

The Southern Conference declares champions in 10 men's sports – football, soccer, cross country, basketball, indoor track and field, outdoor track and field, wrestling, baseball, tennis and golf – and nine women's sports –

soccer, volleyball, cross country, basketball, indoor track and field, outdoor track and field, tennis, golf and softball.

## Football

The Southern Conference has also excelled as the premier Football Championship Subdivision (FCS) conference. Southern Conference member Appalachian State won the three consecutive FCS titles from 2005-07, becoming the first team to do so. The league boasts more than 250 players who have garnered All-America recognition and numerous national player or coach of the year awards. The conference has had at least one team in the top 10 of the final FCS poll for 25 consecutive years with at least two teams finishing in the top 20 in every season since 1982.

The conference has placed multiple representatives in the FCS Playoffs in 24-of-28 seasons, with 16 championship game appearances and eight national titles. The Southern Conference has had at least one team reach the semifinals in 11 of the last 13 years and in 17 of the last 20 seasons.

In 2007, Appalachian State became the first FCS team to defeat a nationally ranked Football Bowl Subdivision (FBS) team when the Mountaineers defeated No. 5-ranked Michigan, 34-32, on Sept. 1 before a sellout crowd at Michigan Stadium.

Prior to the conference's reclassification in 1981, Southern Conference football teams appeared in a total of 36 bowl games, posting a record of 16-18-2. From 1925-30, league schools won five football national championships in a six-year span. There are nearly 40 former Southern Conference players in the College Football Hall of Fame. One of the most recognizable of these names is former North Carolina running back Charlie "Choo Choo" Justice, who helped guide North Carolina to three bowl appearances. He was a first-team All-America selection and Heisman Trophy runner-up in 1948 and 1949. In 1949, Justice earned first-team all-conference honors for the fourth consecutive season, becoming the first player in league history to achieve that feat. He was a member of the league's inaugural Hall of Fame Class in 2009.

Another of the league's football products that made it to the College Football Hall of Fame is Sam Huff of West Virginia. Huff was a three-year starter on both the offensive and defensive lines for the Mountaineers. In 1955, Huff earned first-team All-America honors on the field and was a first-team Academic All-American for his work in the classroom. He played 12 seasons in the National Football League for the New York Giants and the Washington Redskins. A member of the conference's first Hall of Fame class, he was a five-time All-Pro defensive lineman and is also a member of the Pro Football Hall of Fame.

In recent years, the Southern Conference has continued to produce outstanding student-athletes. In 1999, Georgia Southern's Adrian Peterson captured the Walter Payton Award, presented annually to the Football Championship Subdivision's most outstanding offensive player. Furman's Louis Ivory was awarded the honor in 2000, Georgia Southern's Jayson Foster was presented with the 2007 trophy and most recently, Appalachian State's record-setting quarterback, Armanti Edwards, became the first two-time winner in Payton Award history after claiming the honors in 2008 and 2009.

Appalachian State's Dexter Coakley was a three-time all-conference selection and consensus All-American in 1994, '95 and '96 before going on to stardom with the Dallas Cowboys. Coakley won a pair of Buck Buchanan Awards, given to Football Championship Subdivision's top defensive player each year. Terrell Owens went from catching passes at Chattanooga to a stellar NFL career. Western Carolina's David Patten and Appalachian State's Matt Stevens were both

## Southern Conference Members

Alabama (1921-1932)	Mississippi State (1921-1932)
<b>Appalachian State (1971-present)</b>	North Carolina (1921-1953)
Auburn (1921-1932)	<b>UNCG (1997-present)</b>
<b>College of Charleston (1998-present)</b>	NC State (1921-1953)
<b>Chattanooga (1976-present)</b>	Richmond (1936-1976)
<b>The Citadel (1936-present)</b>	<b>Samford (2008-present)</b>
Clemson (1921-1953)	South Carolina (1922-1953)
<b>Davidson (1936-1988, 1991-present)</b>	Tennessee (1921-1932)
Duke (1928-1953)	Tulane (1922-1932)
East Carolina (1964-1976)	University of the South (1922-1932)
East Tennessee State (1978-2005)	Vanderbilt (1922-1932)
<b>Elon (2003-present)</b>	Virginia (1921-1937)
Florida (1922-1932)	VMI (1924-2003)
<b>Furman (1936-present)</b>	Virginia Tech (1921-1965)
George Washington (1936-1970)	Wake Forest (1936-1953)
Georgia (1921-1932)	Washington & Lee (1921-1958)
<b>Georgia Southern (1991-present)</b>	West Virginia (1950-1968)
Georgia Tech (1921-1932)	<b>Western Carolina (1976-present)</b>
Kentucky (1921-1932)	William & Mary (1936-1977)
Louisiana State (1922-1932)	<b>Wofford (1997-present)</b>
Marshall (1976-1997)	
Maryland (1921-1953)	
Mississippi (1922-1932)	

**Bold indicates current SoCon member.**

members of the New England Patriots' Super Bowl champion team in 2002 and Patten also earned Super Bowl rings with the Patriots in 2004 and '05.

### Basketball

Men's basketball was the first sport in which the conference held a championship. The league tournament is the nation's oldest, with the inaugural championship held at Atlanta's City Auditorium in 1922 and won by North Carolina.

Not only was the Southern Conference Tournament the first of its kind, but the league also helped change the face of college basketball. In 1980, the league began a season-long experiment with a 22-foot 3-point field goal with the approval of the NCAA Rules Committee. Ronnie Carr of Western Carolina made the first 3-point field goal in college basketball history in a game against Middle Tennessee State on Nov. 29, 1980.

Another college basketball tradition that originated in the Southern Conference is the traditional cutting of the nets by the winning team. According to USA Today, the practice of net cutting originated in 1947 with NC State head coach Everett Case. As a first-year head coach, Case led the Wolfpack to the Southern Conference Tournament title. Case celebrated by claiming the nets as a souvenir of the win to

commemorate the event.

Basketball coaching legend Red Auerbach gave credit to former George Washington coach Bill Reinhart, who coached in the conference for nearly 30 years, as one of the originators of the modern fast-break.

West Virginia's 10 tournament championships rank as the second-most in league history behind Davidson's 11. The Mountaineers were led by the incomparable Jerry West from 1958 through 1960. West, a two-time All-America selection, spurred West Virginia to the Final Four in 1959. The Mountaineers lost in the championship game that season to California, 71-70, but West earned Final Four Most Valuable Player honors. West was a three-time Southern Conference tournament MVP, a two-time league regular-season MVP, and was twice named the conference's Athlete of the Year. He went on to a spectacular career with the Los Angeles Lakers of the National Basketball Association and was inducted into the Naismith Memorial Basketball Hall of Fame in 1979. He was a 14-time NBA All-Star while with the Lakers. It is West's silhouette that comprises the NBA's globally recognized logo.

Frank Selvy set the NCAA record for points in a game while at Furman. On Feb. 13, 1954, the senior scored 100 points in a game against



Newberry, a record that still stands. Selvy was the Southern Conference Most Valuable Player in 1953 and 1954 and the league's Athlete of the Year in 1954. He went on to a 10-year career in the NBA. Selvy and his former Lakers teammate West were both enshrined in the league's Hall of Fame in 2009.

Rod Hundley was another West Virginia star during the 1950s. "Hot Rod" made a name for himself as one of the most spectacular players to tour the league during his era. Hundley averaged 24.5 points per game in his three seasons as a Mountaineer and was an all-conference and all-tournament performer in each of those three years. He was the Southern Conference Most Valuable Player and Athlete of the Year as a senior in 1957. He was the first player selected in the 1957 NBA draft and enjoyed a six-year career in that league.

East Tennessee State's Keith "Mister" Jennings made his mark on the college basketball world in the early 1990s. Despite standing less than 6 feet tall, Jennings was a two-time all-conference choice and the league's Player of the Year and Athlete of the Year in 1991. Jennings played with the Golden State Warriors of the NBA.

Besides West Virginia's team in 1959, the Southern Conference has been represented in the Final Four on two other occasions. North Carolina advanced to the NCAA championship game in 1943 before falling 43-40 to Oklahoma State. NC State finished third in the tournament in 1950.

Davidson continued the record of success by advancing to the NCAA tournament's Elite Eight in 2008 as coach Bob McKillop's Wildcats came within a basket of making the Final Four behind the play of sophomore guard Stephen Curry. Curry, a two-time SoCon Male Athlete of the Year winner, led the nation in scoring as a junior at 28.6 points per game.

Women's basketball competition began in the Southern Conference in 1983-84 with seven teams. In the sport's history, eight schools have won the league's tournament at least once with Chattanooga winning 12 and Appalachian State owning six titles. UNCG won the 1998 tournament as head coach Lynne Agee became the first coach to take a team to the NCAA tournament in all three Divisions – I, II and III. In 2001, Chattanooga head coach Wes Moore became the first coach in NCAA history to take three different teams to the NCAA tournament

in all three Divisions.

Since 1984, seven different teams have claimed at least a share of the regular-season crown. Chattanooga has the most overall titles with 15, six of them shared. Chattanooga also owns the most outright championships with nine. Only five players have won the conference Player of the Year award twice: East Tennessee State's DeShawne Blocker (1993 and 1995), Furman's Jackie Smith (1998 and 1999) and Chattanooga's Damita Bullock (2000 and 2001), Alex Anderson (2007 and 2008) and Shanara Hollinquest (2009 and 2010).

## Other Sports

In baseball, Wake Forest advanced to the championship game of the NCAA College World Series in 1949. Demon Deacon second baseman Charles Teague was named the College World Series Most Valuable Player. The Citadel made history in 1990 by becoming the first military school to make an appearance at the College World Series. The Bulldogs were joined that season at the College World Series by current conference member Georgia Southern.

One of the Southern Conference's more famous baseball alums is Duke's Dick Groat. The Blue Devil shortstop, who was also a basketball standout, was the conference's Athlete of the Year in 1951 and 1952. He went on to a 14-year career in the major leagues. In 1960, he was named the National League MVP after he led the league in batting with a .325 average for the World Series champion Pittsburgh Pirates.

Among Southern Conference alums to grace Major League Baseball fields have been Atlee Hammaker (East Tennessee State), Jeff Montgomery (Marshall) and Mike Ramsey (Appalachian State). Other SoCon players to go on to a career in the major leagues include Angels third baseman Dallas McPherson (The Citadel), pitchers Britt Reames (The Citadel) and Ryan Glynn (VMI), who both pitched with Oakland in 2005, and Furman's Tom Mastny, a pitcher with the Cleveland Indians (2007). Currently in the majors are College of Charleston's Brett Gardner, who earned a World Series ring with the New York Yankees in 2009, Georgia Southern's Everett Teaford, a pitcher with Kansas City, Graham Godfrey, a pitcher from Charleston currently with Oakland, and a pair of right-handed pitchers from Western Carolina, Jared Burton (Minnesota) and Greg Holland (Kansas City).

Arnold Palmer, perhaps the world's most famous golfer, competed under the Southern Conference banner as a collegian at Wake Forest. He took medalist honors at the Southern Conference Tournament in 1948 and 1949 and was the tournament's runner-up in 1950. Palmer was the medalist at the NCAA Golf Championships in 1949 and 1950. He went on to become one of the most accomplished golfers to play on the professional tour. Palmer won 60 tournaments while competing on the PGA Tour and has added 10 more victories as a member of the Senior PGA Tour. A member of the league's Hall of Fame, he won eight major championships – four Masters, two British Opens, one U.S. Open and one U.S. Amateur.

Furman golfer Dottie Pepper was named the Southern Conference Women's Athlete of the Decade in the 1980s and was honored as part of the league's 25th anniversary of women's championships celebration in 2007-08. Appalachian State's Mary Jayne Harrelson won the NCAA outdoor title at 1,500 meters in 1999 and 2001. Furman's Brandi Jackson won the NCAA Women's Golf East Regional in the spring of 2003, while, on the men's side, Chattanooga's Stephen Jaeger was the 2012 champion at the NCAA Bowling Green Regional.

## Coaches and Administrators

The Southern Conference has also been a breeding ground for some of college athletics' most recognized coaches and administrators.



*The SoCon's eight FCS national titles and 16 finals appearances, including the 1999 and 2000 championships Georgia Southern won under the leadership of former coach Paul Johnson, are the most in Division I history.*

Legendary basketball coaches Adolph Rupp of Kentucky and Everett Case of NC State both worked the sidelines in the Southern Conference. Rupp guided the Wildcats to a 30-5 mark during the 1931 and 1932 seasons. Yet, for all his coaching accomplishments, Rupp never led Kentucky to a Southern Conference tournament championship. Case mentored the Wolfpack to six consecutive Southern Conference Tournament championships from 1947 through 1952.

Lefty Driesell coached Davidson to three Southern Conference Tournament championships in 1966, 1968 and 1969. Driesell also won the league's Coach of the Year award four straight times from 1963 through 1966. Former Georgia Tech coach Bobby Cremins earned league Coach of the Year honors three times in the late '70s and early '80s while at Appalachian State and recently retired as the head coach at the College of Charleston.

Terry Holland saw his basketball coaching career take off at Davidson when he returned to his alma mater in 1970. Holland was honored as the Southern Conference Coach of the Year for three consecutive seasons from 1970-72 and led the Wildcats to the conference tournament title

and an appearance in the NCAA tournament in 1970. J. Dallas Shirley, a member of the Basketball Hall of Fame, spent 21 years as the assistant to the commissioner and supervisor of officials in the Southern Conference. He also served as president of the International Association of Basketball Officials and the United States Olympic Basketball Committee.

The legendary Paul "Bear" Bryant got his coaching start in the Southern Conference as he guided the Maryland Terrapins in 1945. Another famous Southern Conference football coach is the late Frank Howard of Clemson, who guided the Tigers as a league member from 1940-52. The incomparable Howard won 69 Southern Conference games.

The Southern Conference has been represented on the sidelines at five Super Bowls in recent years. Bobby Ross, who piloted the San Diego Chargers to the 1996 Super Bowl, was the head coach at The Citadel from 1973-77. Former Buffalo Bills head coach Marv Levy directed William & Mary from 1964-68 and was succeeded there by Lou Holtz. William & Mary competed in the Southern Conference from 1936-77.



*Appalachian State's MaryJayne Harrelson was an NCAA Champion in the 1,500 meters in 1999 and 2001. She was inducted into the SoCon Hall of Fame in 2010.*

## Significant Dates in League History

- Feb. 25-26, 1921: Representatives of Alabama, Auburn, Clemson, Georgia, Georgia Tech, Kentucky, Maryland, Mississippi State, North Carolina, NC State, Tennessee, Virginia, Virginia Tech and Washington & Lee meet in Atlanta, Ga., to form the Southern Intercollegiate Conference.
- Dec. 7-8, 1922: At the league's annual meeting in Washington, D.C., the name of the organization is officially changed to the Southern Conference. S.V. Sanford of Georgia is selected as the conference's first president.
- Dec. 8-10, 1932: At the annual meeting in Knoxville, Tenn., Alabama, Auburn, Florida, Georgia, Georgia Tech, Kentucky, Louisiana State, Mississippi, Mississippi State, University of the South, Tennessee, Tulane and Vanderbilt withdraw to form the Southeastern Conference.
- Dec. 8, 1950: Wallace Wade, who just completed a 16-year term as Duke's head football coach, is named the first commissioner of the Southern Conference. The commissioner's office is opened in Durham, N.C., on Jan. 1, 1951.
- May 8, 1953: Seven members – Clemson, Duke, Maryland, North Carolina, NC State, South Carolina and Wake Forest – withdraw to form the Atlantic Coast Conference.
- Nov. 29, 1980: At the request of the NCAA Basketball Rules Committee, the Southern Conference begins a season-long experiment with a 22-foot, 3-point field goal, thus becoming the first conference to employ that rule. Ronnie Carr of Western Carolina makes the first 3-point field goal in college basketball history in a game against Middle Tennessee State.
- Dec. 3-4, 1981: The NCAA, at its fourth special convention in St. Louis, Mo., restructures I-A football. As a result, the Southern Conference's eight Division I-A football playing members are reclassified to Division I-AA.
- June 6, 1983: At a special meeting of the Southern Conference in Myrtle Beach, S.C., the league formalizes women's varsity competition in basketball and volleyball beginning with the 1983-84 season. The executive committee also approves pilot women's championships in tennis and golf for 1983-84.
- Dec. 18-19, 1995: The conference announces that the College of Charleston, University of North Carolina at Greensboro and Wofford College have accepted invitations to join the league.
- July 1, 2003: Elon University officially joins the league. VMI departs to join the Big South.
- July 1, 2008: Samford University officially joins the league.






The Inaugural Southern Conference Hall of Fame class at the induction ceremony, May 4, 2009: (from left to right) Sam Huff, Megan Dunigan, Valorie Whiteside, Melissa Morrison Howard, Frank Selvy, Barbara Crews (daughter of the late Charlie Justice), Dick Groat, Adrian Peterson and Jerry West. Not pictured: Arnold Palmer.



Wake Forest golf great Arnold Palmer (left) was a member of the inaugural class in 2009.



Davidson's Fred Hetzel (left) received his Hall of Fame plaque from SoCon Commissioner John Iamarino in Hilton Head Island, S.C., on June 1, 2010. Wimbledon and U.S. Open tennis champion Vic Seixas of North Carolina (right) was inducted in 2011.



## Southern Conference Hall of Fame Inductees

Name	School	Sport(s)	Years	Inducted
Megan Dunigan	Furman	Tennis	1999-02	2009
Dick Groat	Duke	Basketball, Baseball	1949-52	2009
Sam Huff	West Virginia	Football	1952-55	2009
Charlie "Choo Choo" Justice	North Carolina	Football	1946-49	2009
Melissa Morrison Howard	Appalachian State	Track & Field	1989-93	2009
Arnold Palmer	Wake Forest	Golf	1948-50, 53-54	2009
Adrian Peterson	Georgia Southern	Football	1998-01	2009
Frank Selvy	Furman	Basketball	1951-54	2009
Jerry West	West Virginia	Basketball	1956-60	2009
Valorie Whiteside	Appalachian State	Basketball	1984-88	2009
Everett Case	North Carolina State	Basketball	1946-64	2010
MaryJayne (Harrelson) Reeves	Appalachian State	Cross Country, Track & Field	1996-2001	2010
Fred Hetzel	Davidson	Basketball	1962-65	2010
"Hot" Rod Hundley	West Virginia	Basketball	1954-57	2010
Banks McFadden	Clemson	Football, Basketball, Track	1937-40	2010
Wallace Wade	Alabama, Duke, SoCon	Football, Administration	1923-60	2010
*J. Dallas Shirley	SoCon	Officiating, Administration		2010
Dexter Coakley	Appalachian State	Football	1993-96	2011
Lefty Driesell	Davidson	Basketball	1960-69	2011
Regina Kirk	Chattanooga	Basketball	1985-88	2011
Robert Neyland	Tennessee	Football	1926-52	2011
Vic Seixas	North Carolina	Tennis	1947-49	2011
Shannon Wommack	Chattanooga	Cross Country, Track & Field	2001-06	2011

\* - Special Contributor



## JOHN IAMARINO COMMISSIONER

John Iamarino was named the eighth commissioner of the Southern Conference on Jan. 2, 2006. Since then, Iamarino and his staff have emphasized strategies to better serve the membership and raise the profile of the conference.

In collaboration with coaches and administrators, Iamarino led efforts that resulted in expansion of the membership, the addition of an extensive online merchandise store, the creation of a Hall of Fame,

and the use of an online digital game-tape system to assist coaches with scouting reports and player evaluations.

Most recently, Iamarino hired Atlanta-based Career Sports & Entertainment (CSE) as the league's marketing/media consultant. In the summer of 2011, the conference signed a multi-year agreement to have a minimum of 40 live events carried exclusively on ESPN3, including extended coverage of the men's and women's basketball tournament and conference tournament championships in baseball, men's and women's soccer, volleyball and softball. A minimum eight-game football schedule serves as a cornerstone to the package.

One of the most visible achievements during Iamarino's tenure has been the creation of the Southern Conference Hall of Fame, whose inaugural class was enshrined on May 4, 2009. Among those who have been inducted are such sporting greats as Arnold Palmer, Jerry West, Sam Huff, Dick Groat, Frank Selvy, Rod Hundley and Lefty Driesell.

To find a home for the three SoCon institutions that sponsor swimming, Iamarino spearheaded efforts with three other Division I conferences to form the Coastal Collegiate Swimming Association (CCSA), a single-sport NCAA conference. He currently serves as vice president of the association.

Iamarino, 57, has spent the past 28 years at the conference level, working at both the Sun Belt Conference and the Northeast Conference. Prior to joining the SoCon, he served as Commissioner of the NEC for nine years. During that time, the conference launched its first website, increased television coverage from 12 to 30 basketball games, started its first TV coverage of football, and initiated more aggressive marketing and merchandising efforts.



At the Sun Belt, he spent 13 years in a variety of publicity, compliance and administrative positions, rising to the level of associate commissioner. When the original Sun Belt merged with the then-American South Conference in 1991, Iamarino was the lone staffer from the original organization to move to the new Sun Belt, heading the transition team for the unprecedented merger of two Division I conferences.

He entered the field of intercollegiate athletics as assistant sports information director at Georgetown University in 1979 before moving on to become sports information director at Jacksonville University.

He has been actively involved in a number of NCAA committees. He most recently served as chair of the Playing Rules Oversight Panel (PROP). Previously, he was a member of the Baseball Rules Committee and FCS Football Governance Committee, and has served on several sub-committees of the Collegiate Commissioners Association (CCA).

Iamarino is a native of Monsey, N.Y., and a 1977 graduate of St. Bonaventure University, where he earned magna cum laude honors majoring in journalism. An amateur baseball historian, he has been a contributor to Baseball Digest magazine. He resides in Spartanburg, S.C., with his wife, Mary Ann, and son, P.J.



### Iamarino At-A-Glance

#### HOMETOWN:

Monsey, N.Y.

#### EDUCATION:

B.A., St. Bonaventure, 1977

#### EXPERIENCE:

Assistant sports information director, Georgetown, 1979-81  
Sports information director, Jacksonville, 1981-84  
Media relations director, Sun Belt Conference, 1984-88  
Assistant commissioner, Sun Belt Conference, 1988-91  
Associate commissioner, Sun Belt Conference, 1991-97  
Commissioner, Northeast Conference, 1997-06  
Commissioner, Southern Conference, 2006-present

## SOUTHERN CONFERENCE COMMISSIONERS



Wallace Wade  
1951-60



Lloyd Jordan  
1960-73



Ken Germann  
1974-86



Dave Hart Sr.  
1986-91



Wright Waters  
1991-98



Alfred White  
1998-2001



Danny Morrison  
2001-05





**Geoff Cabe**  
Senior Associate  
Commissioner



**Sue Arakas**  
Associate  
Commissioner



**Doug King**  
Associate Commissioner  
for Compliance



**Jason Yaman**  
Assistant Commissioner  
for Media Relations



**Jamie Severns**  
Director of Multimedia  
Services



**Stephanie Cushing**  
Championships  
Coordinator



**Phil Perry**  
Assistant Director of  
Media Relations



**Laura Hayes**  
Assistant to the  
Commissioner



**Chandler Carver**  
Media Relations  
Assistant



**Jordan Gotfredson**  
Multimedia Services  
Assistant



**Erin O'Shea**  
Championships/Compliance  
Assistant

## SOUTHERN CONFERENCE STAFF DIRECTORY

702 N. Pine St.; Spartanburg, SC 29303  
Administrative FAX 864-591-4282

Office Phone 864-591-5100  
Media Relations FAX 864-591-3448

		Email	Extension
Commissioner	John Iamarino	jiamarino@socon.org	206
Senior Associate Commissioner	Geoff Cabe	gcabe@socon.org	205
Associate Commissioner	Sue Arakas	sarakas@socon.org	204
Associate Commissioner for Compliance	Doug King	dking@socon.org	203
Assistant Commissioner for Media Relations	Jason Yaman	jyaman@socon.org	209
Director of Multimedia Services	Jamie Severns	jseverns@socon.org	201
Championships Coordinator	Stephanie Cushing	scushing@socon.org	202
Assistant Director of Media Relations	Phil Perry	pperry@socon.org	207
Assistant to the Commissioner	Laura Hayes	lhayes@socon.org	200
Media Relations Assistant	Chandler Carver	ccarver@socon.org	213
Multimedia Services Assistant	Jordan Gotfredson	jgotfredson@socon.org	210
Championships/Compliance Assistant	Erin O'Shea	eoshea@socon.org	208



**Southern Conference**  
702 N. Pine Street  
Spartanburg, S.C. 29303  
www.SoConSports.com

## Press Releases

The Southern Conference utilizes email and the league's website (www.SoConSports.com) to distribute information, press releases, notes and statistics. If you wish to be added to the distribution list, please contact a member of the media relations staff.

## SoCon.TV

In July 2005, the Southern Conference launched SoCon.TV, a live video streaming network designed to bring SoCon sports to fans around the world through the Internet. The network includes not only Southern Conference Championship events, but also regular-season events from around the league.

## SoCon Players of the Week

The Southern Conference selects players and pitchers of the week throughout the season. The honorees will be announced each Monday afternoon and will be available on the conference's website (www.SoConSports.com) or by contacting the conference office.

## Postseason Awards

Following the conclusion of the regular season, voting is conducted on the all-conference teams by both the league's coaches and members of the Southern Conference Sports Media Association (SCSMA). Both groups select a Player of the Year, Pitcher of the Year, Freshman of the Year and a Coach of the Year.

## Southern Conference on the Web

Visit the Southern Conference's official website at www.SoConSports.com. Information related to baseball and the conference's other 18 sports can be found on the site, including up-to-date statistics, standings, weekly releases and game recaps. Video streaming of select championships and regular-season contests is also available.

## Southern Conference Media Relations Staff



**Jason Yaman**  
**Director of Media Relations**  
Office: 864-591-5100  
Cell: 864-380-1166  
Fax: 864-591-3448  
jyaman@socon.org



**Phil Perry**  
**Assistant Director of Media Relations**  
Office: 864-591-5100  
Cell: 864-525-5174  
Fax: 864-591-3448  
pperry@socon.org

### Responsibilities:

Administration, Football, Men's Basketball and Men's and Women's Tennis

### Responsibilities:

Publications, Academic Awards, Men's and Women's Soccer, Wrestling, Baseball and Men's and Women's Golf



**Chandler Carver**  
**Media Relations Assistant**  
Office: 864-591-5100  
Cell: 864-918-9843  
Fax: 864-591-3448  
ccarver@socon.org

### Responsibilities:

Volleyball, Men's and Women's Cross Country and Track & Field, Women's Basketball and Softball



SoConSports.com

## SoCon Baseball Media Relations Directory

School	Website	Media Relations	Email	Office Phone	Press Box Phone
Appalachian State	www.goasu.com	Mike Flynn	flynnmh@appstate.edu	828-262-7845	828-262-2016
College of Charleston	www.cofcsports.com	Will Bryan	bryanc1@cofc.edu	843-953-3683	843-953-9141
The Citadel	www.citadelsports.com	Mike Hoffman	mhoffma1@citadel.edu	843-953-5353	843-965-4151
Davidson	www.davidsonwildcats.com	Mark Brumbaugh	mabrumbaugh@davidson.edu	704-894-2931	704-894-2740
Elon	www.elonphoenix.com	Chris Rash	crash@elon.edu	336-278-6712	336-278-6788
Furman	www.furmanpaladins.com	Hunter Reid	hunter.reid@furman.edu	864-294-2061	864-294-3066
Georgia Southern	www.georgiasouthern eagles.com	Barrett Gilham	bgilham@georgiasouthern.edu	912-478-5448	912-478-2508
UNCG	www.uncgspartans.com	Chip Welch	chip.welch@uncg.edu	336-334-5615	336-218-3885
Samford	www.samfordsports.com	Joey Mullins	jmmulli1@samford.edu	205-726-2799	205-726-2143
Western Carolina	www.catamountsports.com	Daniel Hooker	dhooker@email.wcu.edu	828-227-2339	828-227-7020
Wofford	www.woffordterriers.com	Brent Williamson	williamsondb@wofford.edu	864-597-4093	864-597-4129
Southern Conference	www.soconsports.com	Phil Perry	pperry@socon.org	864-591-5100	n/a



# THE OFFICIAL WEBSITE OF THE SOUTHERN CONFERENCE

## SOCONSPORTS.COM

News

Notes

Scores

Recaps

Photo Galleries

SoConTV

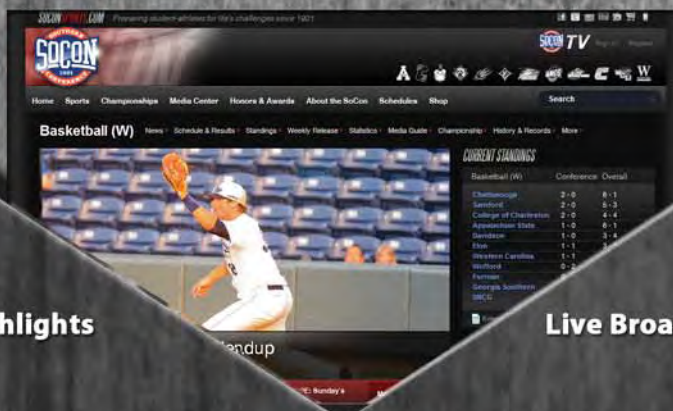
Highlights

Live Broadcasts

Standings

Special Features

and More!



SOCONPHOTOS.COM

SOCONGEAR.COM



@SOCONSPORTS #SoConBB

Follow the Southern Conference on Instagram  
Like the Southern Conference on Facebook  
Follow SoConSports on Pinterest  
Follow SoConSports on Twitter  
Use #SoConBB







## 2013 SCHEDULE

Date	Opponent	Time
F15	at NC State	3 p.m.
F16	at NC State	4 p.m.
F17	at NC State	1 p.m.
F18	<b>CANISIUS</b>	<b>3 p.m.</b>
F23	<b>BUTLER (DH)</b>	<b>1 p.m.</b>
F24	<b>BUTLER</b>	<b>1 p.m.</b>
F26	at High Point	4 p.m.
M1	at Davidson*	6 p.m.
M2	at Davidson*	2 p.m.
M3	at Davidson*	1 p.m.
M5	at East Tennessee St.	7 p.m.
M8	at Furman	5 p.m.
M9	at Furman	4 p.m.
M10	at Furman	1 p.m.
M12	at Georgia	7 p.m.
M13	at Georgia	5 p.m.
M16	<b>CORNELL (DH)</b>	<b>1 p.m.</b>
M17	<b>CORNELL</b>	<b>1 p.m.</b>
M19	at North Carolina A&T	TBA
M22	at Coll. of Charleston*	6 p.m.
M23	at Coll. of Charleston*	2 p.m.
M24	at Coll. of Charleston*	1 p.m.
M26	<b>UNC ASHEVILLE</b>	<b>3 p.m.</b>
M29	<b>WOFFORD*</b>	<b>6:30 p.m.</b>
M30	<b>WOFFORD*</b>	<b>3 p.m.</b>
M31	<b>WOFFORD*</b>	<b>1 p.m.</b>
A2	at Eastern Kentucky	3 p.m.
A5	<b>GEORGIA SO.*</b>	<b>6:30 p.m.</b>
A6	<b>GEORGIA SO.*</b>	<b>3 p.m.</b>
A7	<b>GEORGIA SO.*</b>	<b>1 p.m.</b>
A9	at UNC Asheville	6 p.m.
A12	at UNCG*	6 p.m.
A13	at UNCG*	2 p.m.
A14	at UNCG*	1 p.m.
A16	<b>HIGH POINT</b>	<b>TBA</b>
A17	vs. Campbell	TBA
A19	at The Citadel*	6 p.m.
A20	at The Citadel*	2 p.m.
A21	at The Citadel*	1 p.m.
A23	<b>N. CAROLINA A&amp;T</b>	<b>6 p.m.</b>
A26	<b>SAMFORD*</b>	<b>6:30 p.m.</b>
A27	<b>SAMFORD*</b>	<b>3 p.m.</b>
A28	<b>SAMFORD*</b>	<b>1 p.m.</b>
A30	<b>E. TENNESSEE ST.</b>	<b>6 p.m.</b>
M3	<b>ELON*</b>	<b>6:30 p.m.</b>
M4	<b>ELON*</b>	<b>3 p.m.</b>
M5	<b>ELON*</b>	<b>1 p.m.</b>
M11	at Gonzaga (DH)	6 p.m.
M12	at Gonzaga	4 p.m.
M14	at North Carolina	6 p.m.
M16	<b>W. CAROLINA*</b>	<b>6:30 p.m.</b>
M17	<b>W. CAROLINA*</b>	<b>6:30 p.m.</b>
M18	<b>W. CAROLINA*</b>	<b>3 p.m.</b>
M22-26 at SoCon Championship (Fluor Field; Greenville, S.C.)		

\* - Southern Conference game

## APPALACHIAN STATE QUICK FACTS

Location: ..... Boone, N.C.  
 Founded: ..... 1899  
 Enrollment: ..... 17,344  
 Nickname: ..... Mountaineers  
 Colors: ..... Black and Gold  
 Chancellor: ..... Dr. Kenneth E. Peacock  
 Director of athletics: ..... Charlie Cobb  
 Stadium (capacity): ..... Jim and Bettie Smith Stadium (1,000)  
 Baseball office phone: ..... 828-262-2016

Head coach: ..... Billy Jones  
 Alma mater (year): ..... Oregon State (2001)  
 Record at Appalachian State (years): ..... 0-0 (first)  
 Overall record (years): ..... 42-34 (2)  
 Baseball office phone: ..... 828-262-6097  
 Assistant coaches:  
 ..... Michael Rogers (NC State, 2009)  
 ..... Matt Payne (NC State, 2008)  
 ..... TBA

2012 record: ..... 41-18  
 Conference record (place): ..... 21-9 (t-1st)  
 Home: ..... 24-2  
 Away: ..... 14-12  
 Neutral: ..... 3-4  
 Letterwinners returning/lost: ..... 16/12  
 Position starters returning/lost: ..... 5/4  
 Starting pitchers returning/lost: ..... 3/2  
 Newcomers: ..... 11

SoCon titles: ..... 6  
 SoCon Championship titles: ..... 1  
 Last SoCon Championship title: ..... 1984

Baseball contact: ..... Mike Flynn  
 Email: ..... flynnmh@appstate.edu  
 Office: ..... 828-262-2845  
 Cell: ..... 828-964-6406  
 Fax: ..... 828-262-6106  
 Website: ..... GoAPP.com

## 2013 MOUNTAINEERS ROSTER

No.	Name	Pos.	B/T	Ht.	Wt.	Cl.	Hometown/Previous School
1	Brandon Burris	IF	R/R	5-9	160	So.	Concord, N.C./Mount Pleasant
2	Preston Troutman	IF/OF	L/R	5-9	175	Jr.	Rockwell, N.C./East Rowan
3	Taylor Thurber	RHP	R/R	5-10	160	So.	Mooresville, N.C./Lake Norman
4	Hector Crespo	IF	R/R	5-10	175	Sr.	Miami, Fla./Florida Christian
5	William Head	IF/OF	R/R	5-11	170	Jr.	Asheville, N.C./Asheville
6	Josh Wilson	RHP	R/R	5-11	175	Sr.	Edgefield, S.C./Spartanburg Methodist
7	Zach Joyce	LHP	R/L	6-0	180	Sr.	Lexington, N.C./North Davidson
8	Dylan Richardson	IF	R/R	5-8	160	Fr.	Randleman, N.C./Randleman
10	Preston Tiller	OF	R/R	5-8	175	Fr.	Charlotte, N.C./Ardrey Kell
11	Rob Howard	OF/RHP	R/R	6-1	190	Fr.	Waynesville, N.C./Tuscola
13	Alex Minton	C	L/R	6-3	230	Fr.	Millers Creek, N.C./West Wilkes
14	Sam Agner-Wieland	RHP	R/R	6-1	210	Jr.	Marietta, Ga./Middle Georgia College
16	Chad Farmer	LHP	L/L	6-0	190	Jr.	Evans, Ga./Greenbrier
17	Blake Burkett	RHP	R/R	6-3	205	Fr.	Cumming, Ga./West Forsyth
18	Alex Leach	IF/OF	L/L	6-4	190	So.	Charlotte, N.C./Ardrey Kell
19	Jeffrey Springs	LHP	L/L	6-1	160	So.	Belmont, N.C./South Point
20	Josh Zumbrook	C	R/R	6-1	195	Jr.	Wilkesboro, N.C./West Wilkes
21	Jaylin Davis	OF	R/R	6-1	175	Fr.	McLeansville, N.C./Northeast Guilford
22	Caleb McCann	RHP	R/R	6-1	180	Fr.	McLeansville, N.C./Northeast Guilford
23	Michael Pierson	IF/RHP	L/R	6-0	180	So.	Coral Springs, Fla./Pine Crest
25	John Kincaid	OF	L/L	6-0	175	So.	Charlotte, N.C./Charlotte Christian
26	Gabe Dimock	C	R/R	5-10	180	Sr.	Greensboro, N.C./Grimsley
27	Rob Marcello	LHP	L/L	6-3	210	Sr.	Royal Palm Beach, Fla./Indian River State College
28	Tyler Zupic	OF	R/R	6-2	195	Sr.	Charlotte, N.C./Providence
29	Tyler Jackson	LHP	L/L	6-4	220	Sr.	Jonesville, N.C./Starmount
30	Noah Holmes	IF	L/R	6-0	200	Jr.	Rockwell, N.C./East Rowan
32	Will Callaway	IF	R/R	6-1	200	Sr.	Greenville, S.C./Young Harris College
33	Amos Wilmouth	RHP	R/R	6-1	165	Fr.	King, N.C./West Stokes
34	Tyler Moore	RHP	R/R	6-5	200	Sr.	Banner Elk, N.C./Watauga
35	Andy Capone	LHP	L/L	6-0	180	Jr.	Monroe, N.C./Sun Valley
36	Ryne Frankoff	LHP	L/L	6-2	185	Sr.	Apex, N.C./Apex
37	Clyde Tate	RHP	R/R	6-1	175	Fr.	Lexington, N.C./North Davidson
40	Jamie Nunn	RHP	R/R	6-2	185	Fr.	Winston-Salem, N.C./Mount Tabor
42	Dillon Dobson	IF/OF	L/R	6-1	195	Fr.	Boonville, N.C./Starmount



Dr. Kenneth Peacock  
Chancellor



Charlie Cobb  
Director of Athletics



Dr. Alan Hauser  
Faculty Athletics Rep.



Debbie Richardson  
Senior Woman Administrator



Mike Flynn  
Baseball SID



## 2012 RESULTS (41-18, 21-9 SOCON; T-1ST)

Date	Opponent	Result	Date	Opponent	Result
F17	vs. George Mason %	L, 1-2	A15	at Georgia Southern*	L, 6-7
F18	vs. Akron %	W, 8-3	A20	FURMAN*	W, 14-2
	vs. Akron %	W, 4-1	A21	FURMAN*	W, 6-5
F24	at No. 7 LSU	L, 0-4		FURMAN*	W, 14-0
F25	at No. 7 LSU	W, 1-0	A24	HIGH POINT	W, 6-2
F26	at No. 7 LSU	W, 11-1	A28	at Wofford*	W, 3-2
F28	at North Carolina A&T	W, 5-3		at Wofford*	W, 7-6
M2	RIDER	W, 6-3	A29	at Wofford*	W, 6-0
M3	RIDER	W, 10-4	M2	EAST TENNESSEE ST.	L, 4-7
	RIDER	W, 22-4	M4	UNCG*	W, 8-7
M4	RIDER	W, 15-4	M5	UNCG*	W, 5-4
M7	DUKE	W, 6-4	M6	UNCG*	L, 8-10
M9	DAVIDSON*	W, 10-4	M12	at Samford*	W, 7-4
M10	DAVIDSON*	W, 16-3		at Samford*	L, 2-4
M11	DAVIDSON*	W, 5-4 (10)	M13	at Samford*	W, 9-7
M13	at Duke	W, 6-3	M15	GARDNER-WEBB	W, 5-3
M14	at No. 3 South Carolina	L, 4-6	M17	at Western Carolina*	L, 6-8
M16	THE CITADEL*	W, 10-5	M18	at Western Carolina*	W, 5-4
M17	THE CITADEL*	W, 9-4	M19	at Western Carolina*	L, 7-9
M18	THE CITADEL*	W, 7-6	M23	at Furman&	W, 7-5
M23	at Elon*	L, 8-10	M25	vs. Samford&	L, 7-12
M24	at Elon*	W, 5-0	M26	at Furman&	L, 4-13
M25	at Elon*	L, 2-11	J2	vs. No. 23 Oklahoma^	W, 5-4
M27	N. CAROLINA A&T	W, 14-0	J3	at No. 15 Virginia^	W, 6-5
M31	OAKLAND	W, 13-8	J4	vs. No. 23 Oklahoma^	L, 6-14
	OAKLAND	W, 14-5		vs. No. 23 Oklahoma^	L, 2-5
A1	OAKLAND	W, 10-5			
A6	COLL. OF CHARLESTON*	W, 8-6			
A7	COLL. OF CHARLESTON*	W, 8-2			
A8	COLL. OF CHARLESTON*	L, 3-8			
A10	at Gardner-Webb	L, 3-6			
A13	at Georgia Southern*	W, 5-1			
A14	at Georgia Southern*	L, 3-13			

\* - Southern Conference game

% - Elon, N.C.

&amp; - SoCon Tournament

(Fluor Field; Greenville, S.C.)

^ NCAA Regional

(Charlottesville, Va.)

BILLY JONES  
HEAD COACH

Hometown: ..... Kent, Wash.

Alma mater (year): ..... Oregon State (2001)

Head coaching career:

..... Green River CC, 1995-96

..... Appalachian State, 2013-present

Record at APP (years): ..... 0-0 (First)

Career record (years): ..... 42-34 (2)



JIM AND BETTIE SMITH STADIUM

## 2012 STATISTICS

Batting	AVG	GP	GS	AB	R	H	2B	3B	HR	RBI	TB	SLG%	BB	HBP	SO	GDP	OB%	SF	SH	SB	ATT	PO	A	E	FLD%
Tyler Tewell	.357	59	59	221	47	79	17	4	6	45	122	.552	19	9	19	1	.420	6	3	4	6	130	11	4	.972
Daniel Kassouf	.339	59	59	233	51	79	16	1	17	66	148	.635	23	7	39	4	.405	6	0	0	0	30	1	0	1.000
Tyler Zupcic	.338	54	54	210	56	71	17	4	2	34	102	.486	23	14	21	3	.435	1	3	12	17	115	9	3	.976
Will Callaway	.320	59	59	241	54	77	12	3	4	53	107	.444	21	6	32	3	.380	6	1	23	27	105	167	18	.938
Hector Crespo	.308	59	59	234	63	72	16	0	3	23	97	.415	45	1	46	4	.420	1	4	30	33	93	149	7	.972
Preston Troutman	.295	51	46	156	20	46	8	3	0	25	60	.385	23	2	28	1	.386	3	4	3	5	86	4	3	.968
Jeremy Dowdy	.269	54	54	208	29	56	12	2	3	38	81	.389	20	1	27	4	.335	1	0	10	13	341	38	4	.990
Trey Holmes	.268	57	57	205	35	55	13	3	6	39	92	.449	20	5	40	3	.348	0	4	5	10	533	34	5	.991
Noah Holmes	.241	52	52	170	29	41	9	0	1	22	53	.312	24	2	43	3	.340	1	8	0	0	26	122	11	.931
Michael Pierson	.500	11	0	6	1	3	0	0	0	2	3	.500	1	0	0	1	.571	0	0	0	0	1	6	1	.875
Brandon Burris	.358	38	24	95	23	34	8	0	0	16	42	.442	7	6	17	2	.423	3	4	7	7	45	4	2	.961
Josh Zumbrook	.333	2	0	3	0	1	1	0	0	1	2	.667	0	0	1	0	.333	0	0	0	0	0	0	0	.000
John Kincaid	.333	5	0	3	1	1	1	0	0	0	2	.667	1	0	0	0	.500	0	0	0	0	2	0	0	1.000
Alex Leach	.263	14	2	19	5	5	2	0	1	6	10	.526	4	0	5	0	.375	1	0	0	0	5	0	0	1.000
Derek Brown	.250	11	0	8	1	2	0	0	0	0	2	.250	0	0	3	0	.250	0	0	0	0	16	0	0	1.000
Zack Briggs	.094	17	6	32	2	3	2	0	0	3	5	.156	0	0	11	1	.094	0	0	0	0	1	12	1	.929
William Head	.000	2	0	1	0	0	0	0	0	0	0	.000	0	1	0	0	.500	0	0	0	0	1	1	0	1.000
<b>Totals</b>	<b>.306</b>	<b>59</b>	<b>59</b>	<b>2045</b>	<b>417</b>	<b>625</b>	<b>134</b>	<b>20</b>	<b>43</b>	<b>373</b>	<b>928</b>	<b>.454</b>	<b>231</b>	<b>54</b>	<b>332</b>	<b>30</b>	<b>.386</b>	<b>29</b>	<b>31</b>	<b>94</b>	<b>118</b>	<b>1554</b>	<b>651</b>	<b>72</b>	<b>.968</b>
<b>Opponents</b>	<b>.263</b>	<b>59</b>	<b>59</b>	<b>1976</b>	<b>292</b>	<b>520</b>	<b>101</b>	<b>14</b>	<b>22</b>	<b>252</b>	<b>715</b>	<b>.362</b>	<b>215</b>	<b>50</b>	<b>409</b>	<b>44</b>	<b>.348</b>	<b>16</b>	<b>39</b>	<b>40</b>	<b>59</b>	<b>1517</b>	<b>610</b>	<b>81</b>	<b>.963</b>
Pitching	ERA	W	L	APP	GS	CG	SHO	CBO	SV	IP	H	R	ER	BB	SO	2B	3B	HR	AB	B/Avg	WP	HBP	BK	SFA	SHA
Seth Grant	3.49	7	3	16	16	1	1	0	0	100.2	96	54	39	34	69	20	3	4	380	.253	7	6	1	6	6
Ryan Arrowood	3.81	11	0	16	16	0	0	1	0	99.1	91	49	42	39	93	15	3	4	376	.242	11	8	0	1	7
Rob Marcello	5.31	6	5	16	16	0	0	2	0	83.0	83	52	49	30	48	17	1	1	308	.269	6	13	0	3	13
Tyler Jackson	0.00	0	0	2	0	0	0	0	0	2.0	1	0	0	0	1	0	0	0	7	.143	0	0	0	0	0
Zach Joyce	2.08	0	0	6	0	0	0	0	0	4.1	5	2	1	3	2	2	0	0	19	.263	2	0	0	0	0
Jordan Jessup	2.19	1	0	11	0	0	0	2	0	12.1	10	6	3	6	15	3	0	2	49	.204	3	0	0	0	0
Will Helms	3.38	0	1	22	0	0	0	0	0	10.2	12	5	4	9	10	1	0	2	43	.279	1	3	0	0	1
Ryne Frankoff	3.44	2	1	19	0	0	0	1	1	18.1	16	7	7	7	22	4	0	0	71	.225	4	2	1	0	0
Jamie Nunn	4.24	5	2	23	6	0	0	3	0	46.2	49	28	22	16	45	8	2	4	182	.269	2	8	0	1	0
Nathan Hyatt	4.28	1	0	28	0	0	0	2	16	27.1	22	14	13	24	29	2	0	0	98	.224	4	2	1	0	4
Taylor Thurber	4.50	0	0	1	0	0	0	0	0	2.0	2	1	1	0	0	1	0	0	8	.250	0	1	0	0	0
Jeffrey Springs	4.80	2	1	12	5	0	0	0	0	30.0	35	17	16	19	22	8	0	0	115	.304	1	2	0	2	0
Tyler Moore	5.28	3	2	29	0	0	0	0	1	29.0	33	17	17	11	18	5	1	1	109	.303	0	3	0	1	3
Josh Wilson	5.59	0	1	10	0	0	0	1	0	9.2	15	7	6	2	7	3	0	0	42	.357	0	0	0	0	2
Chad Farmer	5.87	1	1	15	0	0	0	0	0	15.1	16	11	10	10	15	4	2	1	61	.262	1	0	0	0	0
David Port	6.59	2	1	31	0	0	0	1	0	27.1	34	22	20	5	13	8	2	3	108	.315	1	2	0	2	3
<b>Totals</b>	<b>4.34</b>	<b>41</b>	<b>18</b>	<b>59</b>	<b>59</b>	<b>1</b>	<b>5</b>	<b>4</b>	<b>18</b>	<b>518.0</b>	<b>520</b>	<b>292</b>	<b>250</b>	<b>215</b>	<b>409</b>	<b>101</b>	<b>14</b>	<b>22</b>	<b>1976</b>	<b>.263</b>	<b>43</b>	<b>50</b>	<b>3</b>	<b>16</b>	<b>39</b>
<b>Opponents</b>	<b>6.50</b>	<b>18</b>	<b>41</b>	<b>59</b>	<b>59</b>	<b>1</b>	<b>1</b>	<b>1</b>	<b>10</b>	<b>505.2</b>	<b>625</b>	<b>417</b>	<b>365</b>	<b>231</b>	<b>332</b>	<b>134</b>	<b>20</b>	<b>43</b>	<b>2045</b>	<b>.306</b>	<b>58</b>	<b>54</b>	<b>16</b>	<b>29</b>	<b>31</b>



## 2013 SCHEDULE

Date	Opponent	Time
F15	XAVIER	6 p.m.
F16	XAVIER	2 p.m.
F17	XAVIER	1 p.m.
F19	at Charleston Southern	2 p.m.
F22	vs. Indiana State <sup>^</sup>	3 p.m.
F2	at Auburn <sup>^</sup>	2 p.m.
F24	vs. Middle Tennessee <sup>^</sup>	11 a.m.
F26	at Jacksonville	4 p.m.
M1	SOUTH ALABAMA	6 p.m.
M2	SOUTH ALABAMA	2 p.m.
M3	SOUTH ALABAMA	1 p.m.
M5	UNCW	4 p.m.
M6	CHARLESTON SO.	4 p.m.
M8	at Elon*	4 p.m.
M9	at Elon*	2 p.m.
M10	at Elon*	1:30 p.m.
M15	WESTERN CAROLINA*	6 p.m.
M16	WESTERN CAROLINA*	2 p.m.
M17	WESTERN CAROLINA*	1 p.m.
M19	CONNECTICUT	6 p.m.
M20	THE CITADEL	6 p.m.
M22	APPALACHIAN STATE*	6 p.m.
M23	APPALACHIAN STATE*	2 p.m.
M24	APPALACHIAN STATE*	1 p.m.
M26	SOUTH CAROLINA	6 p.m.
M29	at Samford*	7 p.m.
M30	at Samford* (DH)	3 p.m.
A2	at UNCW	6 p.m.
A5	UNCG*	6 p.m.
A6	UNCG*	6 p.m.
A7	UNCG*	1 p.m.
A9	at Coastal Carolina	6 p.m.
A12	at Davidson*	6 p.m.
A13	at Davidson*	2 p.m.
A14	at Davidson*	1 p.m.
A16	at South Carolina	7 p.m.
A19	FURMAN*	6 p.m.
A20	FURMAN*	2 p.m.
A21	FURMAN*	1 p.m.
A23	COASTAL CAROLINA	6 p.m.
A27	RADFORD (DH)	4 p.m.
A28	FURMAN*	12 p.m.
M3	at Wofford*	7 p.m.
M4	at Wofford*	3 p.m.
M5	at Wofford*	1 p.m.
M7	CAMPBELL	4 p.m.
M8	GEORGIA	6 p.m.
M10	at The Citadel*	6 p.m.
M11	at The Citadel*	2 p.m.
M12	at The Citadel*	1 p.m.
M14	JACKSONVILLE	6 p.m.
M16	GEORGIA SOUTHERN*	6 p.m.
M17	GEORGIA SOUTHERN*	2 p.m.
M18	GEORGIA SOUTHERN*	1 p.m.
M22-26 at SoCon Championship (Fluor Field; Greenville, S.C.)		
* - Southern Conference game		
<sup>^</sup> - Auburn Tournament (Auburn, Ala.)		

## COLLEGE OF CHARLESTON QUICK FACTS

Location: ..... Charleston, S.C.  
 Founded: ..... 1770  
 Enrollment: ..... 11,649  
 Nickname: ..... Cougars  
 Colors: ..... Maroon and White  
 President: ..... Dr. P. George Benson  
 Director of athletics: ..... Joe Hull  
 Stadium (capacity): ..... Patriots Point (2,000)  
 Press box phone: ..... 843-953-7429

Head coach: ..... Monte Lee  
 Alma mater (year): ..... College of Charleston (2000)  
 Record at College of Charleston (years): ..... 156-85 (4)  
 Overall record (years): ..... 156-85 (4)  
 Baseball office phone: ..... 843-953-5916  
 Assistant coaches:  
 ..... Chris Morris (College of Charleston, 2005)  
 ..... Matt Heath (LSU, 2002)  
 ..... Brandon Sizemore (College of Charleston, 2009)

2012 record: ..... 38-22  
 Conference record (place): ..... 21-9 (t-1st)  
 Home: ..... 21-8  
 Away: ..... 16-10  
 Neutral: ..... 1-4  
 Letterwinners returning/lost: ..... 19/15  
 Position starters returning/lost: ..... 6/3  
 Starting pitchers returning/lost: ..... 3/2  
 Newcomers: ..... 15

SoCon titles: ..... 4  
 SoCon Championship titles: ..... 1  
 Last SoCon Championship title: ..... 2006

Baseball contact: ..... Will Bryan  
 Email: ..... bryan1@cofc.edu  
 Office: ..... 843-953-5465  
 Cell: ..... 843-819-7429  
 Fax: ..... 843-953-6534  
 Website: ..... CofCSports.com

## 2013 COUGARS ROSTER

No.	Name	Pos.	B/T	Ht.	Wt.	Cl.	Hometown/Previous School
1	Devon Reed	IF/OF	R/R	5-10	150	So.	Lincoln, Del./Milford
2	Gunnar Heidt	2B/SS	R/R	6-0	190	So.	Garden City, S.C./St. James
3	Lorenzo Wright	RHP/OF	R/R	5-8	165	Fr.	Summerville, S.C./Ashley Ridge
5	Blake Ross	RHP/OF	R/R	5-9	180	Jr.	Evans, Ga./Greenbrier
6	Carl Wise	IF	R/R	6-1	185	Fr.	Lexington, S.C./White Knoll
7	Alex Pastorius	OF	R/R	5-11	175	Fr.	Towson, Md./Calvert Hall
9	Jimmy Revan	LHP	L/L	5-10	175	Sr.	Boiling Springs, S.C./Spartanburg Methodist
10	Brandon Murray	OF	L/R	5-10	200	Jr.	Nassau, Bahamas/Trinity Christian
11	Jimmy Holton	C	R/R	6-0	186	R-Jr.	West Palm Beach, Fla./Cardinal Newman
12	Bradley Goodson	SS/2B	R/R	6-1	175	Sr.	Jacksonville, Fla./Central Florida CC
13	Austin Bello	OF	L/R	6-1	190	Fr.	Lexington, S.C./Lexington
14	Ryan Welke	C	R/R	6-4	225	R-Jr.	Tallahassee, Fla./Northwest Fla. State
15	Morgan Phillips	OF	R/R	6-1	195	So.	New York, N.Y./Frederick Douglass Academy
16	Blake Butler	IF	R/R	6-3	190	Fr.	Greensboro, N.C./Southeast Guilford
17	Tyler Jackson	1B	L/R	6-0	215	Sr.	Bishopville, S.C./Spartanburg Methodist
20	Nathan Helvey	RHP	R/R	6-4	220	Fr.	Fort Mill, S.C./Fort Mill
22	Matt Pegler	RHP	R/R	6-0	197	Sr.	Greenville, S.C./Riverside
23	Brandon Glazer	IF	R/R	6-1	184	Jr.	Hagerstown, Md./Clear Spring
24	Cody Martin	1B/OF	L/R	6-2	215	Sr.	Toccoa, Ga./Spartanburg Methodist
25	Griffin Jones	RHP	R/R	6-5	225	Sr.	Shelby Township, Mich./Pitt CC
27	Colie Bowers	RHP	R/R	6-0	175	Fr.	Lexington, S.C./Lexington
28	Drew Freie	RHP	R/R	6-0	175	Sr.	Wilton, Iowa/Des Moines Area CC
29	Ryan West	RHP	R/R	6-1	210	R-Sr.	Richmond, Va./Louisburg JC
30	Jake Zokan	LHP	L/L	6-1	190	Sr.	Columbia, S.C./Spring Valley
32	Taylor Alvarez	RHP	L/R	6-3	195	R-So.	Chapin, S.C./Chapin
33	Dre Watts	RHP/OF	L/R	6-0	208	Sr.	Laurens, S.C./Laurens
34	Jake McBreaity	LHP	L/L	6-1	175	Fr.	Mt. Pleasant, S.C./Wando
35	Will Dorton	RHP	R/R	6-3	190	R-Fr.	Lugoff-Elgin, S.C./Lugoff-Elgin
36	Player Loving	LHP	L/L	6-4	190	Fr.	Columbia, S.C./AC Flora
37	Michael Hanzlik	RHP	R/R	6-4	205	Jr.	Blythewood, S.C./Blythewood
38	Ben Boykin	C	L/R	6-0	205	Jr.	Fort Mill, S.C./Nation Ford
39	Ryan Stone	C	S/R	5-10	175	Fr.	Charleston, S.C./James Island Charter
40	Spencer Sox	OF	R/R	5-11	185	Fr.	Lexington, S.C./White Knoll
42	Martin Koon	1B	R/R	6-3	250	Fr.	Wilkesboro, N.C./Wilkes Central



Dr. P. George Benson  
President



Joe Hull  
Director of Athletics



Dr. Vince Benigni  
Faculty Athletics Rep.



Laura Lageman  
Senior Woman Administrator



Will Bryan  
Baseball SID





## 2012 RESULTS (38-22, 21-9 SOCON; T-1ST)

Date	Opponent	Result	Date	Opponent	Result
F17	at South Alabama	W, 5-2	A10	WINTHROP	W, 16-3
F18	at South Alabama	W, 6-3	A13	SAMFORD*	W, 7-3
F19	at South Alabama	W, 3-0 (7)	A14	SAMFORD*	L, 3-5
F24	RHODE ISLAND %	L, 5-9	A15	SAMFORD*	W, 10-5
F25	CONNECTICUT %	W, 10-6	A17	at No. 8 South Carolina	W, 4-3
F26	XAVIER %	W, 4-1	A20	THE CITADEL*	W, 8-4
F28	at Jacksonville	W, 7-0	A21	THE CITADEL*	W, 7-2
M2	ELON*	W, 7-1	A22	THE CITADEL*	W, 6-5 (11)
M4	ELON*	L, 2-4	A27	at Western Carolina*	W, 5-4
	ELON*	L, 2-3 (10)	A28	at Western Carolina*	L, 6-7
M6	TOLEDO	W, 2-0	A29	at Western Carolina*	W, 6-2
M7	at Winthrop	W, 6-3	M5	at Clemson	L, 3-4 (11)
M9	at Furman*	W, 14-6	M6	at Clemson	L, 3-12
M10	at Furman*	W, 4-3	M7	at Clemson	W, 4-2
M11	at Furman*	W, 13-11	M8	SAVANNAH STATE	W, 12-0
M13	UNCW	L, 3-6	M11	UNC ASHEVILLE	L, 2-4
M14	at Coastal Carolina	L, 1-5	M12	UNC ASHEVILLE	L, 4-8
M16	WOFFORD*	W, 5-1	M13	UNC ASHEVILLE	W, 11-6
M17	WOFFORD*	W, 8-1	M15	COASTAL CARO.	W, 9-8 (12)
M18	WOFFORD*	W, 8-4	M17	at UNCG*	W, 11-6
M20	at UNCW	L, 3-7	M18	at UNCG*	L, 8-10
M23	DAVIDSON*	W, 16-3	M19	at UNCG*	W, 10-4
M24	DAVIDSON*	W, 6-2	M23	vs. The Citadel&	L, 6-8 (11)
M25	DAVIDSON*	W, 6-0	M24	vs. Elon&	L, 12-14
M27	CHARLESTON SO. W, 3-2 (10)		J1	vs. No. 24 Georgia Tech^	L, 4-8
M28	JACKSONVILLE	W, 16-3	J2	vs. Bethune-Cookman^	W, 8-2
M30	at Georgia Southern*	L, 2-4	J3	vs. No. 24 Georgia Tech^	L, 0-3
M31	at Georgia Southern*	W, 4-1			
A1	at Georgia Southern*	L, 2-4			
A4	No. 10 SO. CAROLINA	L, 0-7			
A6	at Appalachian State*	L, 6-8			
A7	at Appalachian State*	L, 2-8			
A8	at Appalachian State*	W, 8-3			

\* - Southern Conference game

&amp; - SoCon Tournament

(Fluor Field; Greenville, S.C.)

% - Cougar Invitational

MONTE LEE  
HEAD COACH

Hometown: ..... Lugoff, S.C.

Alma mater (year):..... Coll. of Charleston (2000)

Head coaching career:

..... College of Charleston, 2009-present

Record at CofC (years):..... 156-85 (4)

Career record (years):..... 156-85 (4)



PATRIOTS POINT STADIUM

## 2012 STATISTICS

Batting	AVG	GP	GS	AB	R	H	2B	3B	HR	RBI	TB	SLG%	BB	HBP	SO	GDP	OB%	SF	SH	SB	ATT	PO	A	E	FLD%
Marty Gantt	.373	60	60	236	68	88	20	2	11	46	145	.614	45	6	36	5	.483	1	1	29	38	113	1	2	.983
Brandon Murray	.330	55	53	200	45	66	10	1	12	42	114	.570	31	4	51	2	.423	4	0	4	5	80	5	5	.944
Brandon Glazer	.313	48	36	128	22	40	3	0	7	25	64	.500	17	4	29	1	.407	1	0	4	4	11	28	7	.848
Daniel Aldrich	.287	56	55	216	47	62	15	7	11	46	124	.574	32	3	55	1	.385	1	1	4	5	89	6	5	.950
Rob Harding	.282	60	59	220	36	62	11	0	2	44	79	.359	24	12	28	5	.378	3	9	3	4	152	107	6	.977
Bradley Goodson	.276	60	60	261	49	72	18	4	8	42	122	.467	13	9	55	3	.331	1	5	6	9	94	155	23	.915
Gunnar Heidt	.242	54	53	186	29	45	13	0	2	21	64	.344	17	2	46	4	.308	3	1	7	9	106	126	13	.947
Cody Martin	.241	59	42	162	23	39	6	1	3	28	56	.346	19	9	62	0	.349	2	1	3	4	330	21	5	.986
Devon Reed	.270	32	11	37	8	10	1	0	0	2	11	.297	3	0	12	0	.317	1	4	1	3	10	12	2	.917
Blake Ross	.250	10	0	4	1	1	0	0	0	1	1	.250	0	0	1	0	.250	0	0	0	0	3	0	0	1.000
Tyler Jackson	.228	49	29	127	14	29	10	1	6	23	59	.465	16	4	25	0	.331	1	1	0	2	126	5	2	.985
Jimmy Holton	.148	49	40	128	13	19	3	1	1	8	27	.211	7	4	38	0	.214	1	4	0	0	303	27	5	.985
Dre Watts	.144	37	22	90	12	13	2	0	1	8	18	.200	13	5	31	3	.282	2	0	1	1	5	0	0	1.000
Ryan Welke	.130	40	20	69	7	9	3	0	1	5	15	.217	10	2	19	0	.259	0	2	1	2	170	22	2	.990
Jimmy Revan	.000	1	0	0	0	0	0	0	0	0	0	.000	0	0	0	0	.000	0	0	0	0	0	0	0	.000
<b>Totals</b>	<b>.269</b>	<b>60</b>	<b>60</b>	<b>2064</b>	<b>374</b>	<b>555</b>	<b>115</b>	<b>17</b>	<b>65</b>	<b>341</b>	<b>899</b>	<b>.436</b>	<b>247</b>	<b>64</b>	<b>488</b>	<b>24</b>	<b>.361</b>	<b>21</b>	<b>29</b>	<b>63</b>	<b>86</b>	<b>1616</b>	<b>613</b>	<b>84</b>	<b>.964</b>
<b>Opponents</b>	<b>.241</b>	<b>60</b>	<b>60</b>	<b>2031</b>	<b>263</b>	<b>489</b>	<b>77</b>	<b>13</b>	<b>28</b>	<b>218</b>	<b>676</b>	<b>.333</b>	<b>182</b>	<b>77</b>	<b>482</b>	<b>29</b>	<b>.325</b>	<b>14</b>	<b>38</b>	<b>57</b>	<b>71</b>	<b>1585</b>	<b>509</b>	<b>62</b>	<b>.971</b>

Pitching	ERA	W	L	APP	GS	CG	SHO	CBO	SV	IP	H	R	ER	BB	SO	2B	3B	HR	AB	B/Avg	WP	HBP	BK	SFA	SHA
Christian Powell	2.69	9	4	17	16	0	0	1	0	93.2	88	43	28	29	77	16	1	8	356	.247	7	8	0	0	4
Matt Pegler	2.83	10	2	15	15	1	0	1	0	89.0	73	37	28	20	66	13	2	4	331	.221	0	7	0	1	11
Josh Renfro	3.44	6	8	19	15	1	0	0	0	83.2	95	53	32	20	73	18	3	4	335	.284	6	17	0	2	6
Ryan West	3.73	4	3	17	9	0	0	1	0	60.1	54	30	25	18	53	12	0	1	228	.237	4	15	1	2	5
Blake Ross	0.00	0	0	2	0	0	0	0	0	2.1	1	1	0	2	2	0	0	0	7	.143	0	1	0	0	0
Ryan Walker	0.00	0	0	2	0	0	0	0	0	1.0	2	3	0	1	2	0	0	0	5	.400	0	0	0	0	0
Kyle Owings	1.73	3	0	29	0	0	0	3	2	41.2	33	13	8	20	52	1	0	4	152	.217	9	6	2	0	3
Derrick Smith	1.86	1	0	9	0	0	0	1	0	9.2	8	3	2	1	12	1	0	1	36	.222	0	1	0	0	1
Dre Watts	2.70	1	0	19	0	0	0	4	1	20.0	19	7	6	11	17	2	1	0	73	.260	2	2	0	0	3
David Peterson	3.40	1	3	32	0	0	0	2	10	39.2	32	16	15	15	40	2	1	1	151	.212	4	6	0	0	0
Drew Freie	3.70	0	1	15	0	0	0	1	0	24.1	22	12	10	5	26	2	1	1	89	.247	1	3	0	3	1
Griffin Jones	4.12	0	1	6	3	0	0	2	0	19.2	16	12	9	10	16	3	0	1	74	.216	0	3	0	0	0
Nick Osterman	4.79	2	0	20	0	0	0	0	0	41.1	33	26	22	24	39	6	3	2	151	.219	7	5	1	0	2
Jake Zokan	5.11	1	0	7	2	0	0	1	0	12.1	13	7	7	6	7	1	1	1	43	.302	0	3	0	0	2
<b>Totals</b>	<b>3.21</b>	<b>38</b>	<b>22</b>	<b>60</b>	<b>60</b>	<b>2</b>	<b>5</b>	<b>5</b>	<b>13</b>	<b>538.2</b>	<b>489</b>	<b>263</b>	<b>192</b>	<b>182</b>	<b>488</b>	<b>77</b>	<b>13</b>	<b>28</b>	<b>2031</b>	<b>.241</b>	<b>40</b>	<b>77</b>	<b>4</b>	<b>14</b>	<b>38</b>
<b>Opponents</b>	<b>5.50</b>	<b>22</b>	<b>38</b>	<b>60</b>	<b>60</b>	<b>0</b>	<b>2</b>	<b>2</b>	<b>14</b>	<b>528.1</b>	<b>555</b>	<b>374</b>	<b>323</b>	<b>247</b>	<b>488</b>	<b>115</b>	<b>17</b>	<b>65</b>	<b>2064</b>	<b>.269</b>	<b>47</b>	<b>64</b>	<b>10</b>	<b>21</b>	<b>29</b>



## 2013 SCHEDULE

Date	Opponent	Time
F15	GEORGE MASON <sup>^</sup>	4 p.m.
F16	KANSAS STATE <sup>^</sup>	4 p.m.
F17	HIGH POINT <sup>^</sup>	1:30 p.m.
F20	WINTHROP	6 p.m.
F22	at North Florida	6 p.m.
F23	at North Florida	1 p.m.
F24	at North Florida	1 p.m.
F26	UNC ASHEVILLE	4 p.m.
F27	at Charleston Southern	2 p.m.
M1	PITTSBURGH <sup>\$</sup>	4 p.m.
M2	VCU <sup>\$</sup>	4 p.m.
M3	UNC ASHEVILLE <sup>\$</sup>	2:30 p.m.
M5	at Winthrop	6 p.m.
M8	SAMFORD*	6 p.m.
M9	SAMFORD*	2 p.m.
M10	SAMFORD*	1 p.m.
M12	AKRON	5 p.m.
M13	AKRON	4 p.m.
M15	at Wofford*	6 p.m.
M16	at Wofford*	3 p.m.
M17	at Wofford*	1 p.m.
M19	SOUTH CAROLINA	7 p.m.
M20	at Coll. of Charleston	6 p.m.
M22	CHARLESTON SO.	6 p.m.
M23	at Charleston Southern	2 p.m.
M24	CHARLESTON SO.	1 p.m.
M26	at Georgia Tech	4 p.m.
M29	at Western Carolina*	5 p.m.
M30	at Western Carolina*	2 p.m.
M31	at Western Carolina*	1 p.m.
A2	COASTAL CAROLINA	6 p.m.
A3	at Coastal Carolina	6 p.m.
A5	ELON*	6 p.m.
A6	ELON*	2 p.m.
A7	ELON*	1 p.m.
A9	at South Carolina	7 p.m.
A12	at Georgia Southern*	6:30 p.m.
A13	at Georgia Southern*	2:30 p.m.
A14	at Georgia Southern*	1:30 p.m.
A17	EAST TENNESSEE ST.	4 p.m.
A19	APPALACHIAN STATE*	6 p.m.
A20	APPALACHIAN STATE*	2 p.m.
A21	APPALACHIAN STATE*	1 p.m.
A26	at Furman*	6 p.m.
A27	at Furman*	4 p.m.
A28	at Furman*	1 p.m.
M1	at North Carolina	6 p.m.
M3	DAVIDSON*	6 p.m.
M4	DAVIDSON*	2 p.m.
M5	DAVIDSON*	1 p.m.
M10	COLL. OF CHARLESTON*	6 p.m.
M11	COLL. OF CHARLESTON*	2 p.m.
M12	COLL. OF CHARLESTON*	1 p.m.
M16	at UNCG*	6 p.m.
M17	at UNCG*	6 p.m.
M18	at UNCG*	1 p.m.
M22-26	at SoCon Championship (Fluor Field; Greenville, S.C.)	
* - Southern Conference game		
<sup>^</sup> - The Citadel Memorial Challenge		
\$ - Bulldog Challenge		

## THE CITADEL QUICK FACTS

Location: ..... Charleston, S.C.  
 Founded: ..... 1842  
 Enrollment: ..... 2,139  
 Nickname: ..... Bulldogs  
 Colors: ..... Citadel Blue and White  
 President: ..... Lt. Gen. John W. Rosa Jr.  
 Director of athletics: ..... Larry W. Leckonby  
 Stadium (capacity): ..... Joseph P. Riley, Jr. Park (6,000)  
 Press box phone: ..... 843-965-4151

Head coach: ..... Fred Jordan  
 Alma mater (year): ..... The Citadel (1979)  
 Record at The Citadel (years): ..... 711-543 (21)  
 Overall record (years): ..... 711-543 (21)  
 Baseball office phone: ..... 843-953-5285  
 Assistant coaches:  
 ..... David Beckley (The Citadel, 1996)  
 ..... Britt Reames (The Citadel, 1996)  
 ..... Adam Vrable (Coastal Carolina, 2007)

2012 record: ..... 25-33  
 Conference record (place): ..... 13-17 (t-7th)  
 Home: ..... 20-13  
 Away: ..... 4-18  
 Neutral: ..... 1-2  
 Letterwinners returning/lost: ..... 18/6  
 Position starters returning/lost: ..... 7/2  
 Starting pitchers returning/lost: ..... 3/0  
 Newcomers: ..... 17

SoCon titles: ..... 13  
 SoCon Championship titles: ..... 8  
 Last SoCon Championship title: ..... 2010

Baseball contact: ..... Mike Hoffman  
 Email: ..... mhoffma1@citadel.edu  
 Office: ..... 843-953-5353  
 Cell: ..... 843-302-6193  
 Fax: ..... 843-953-6727  
 Website: ..... CitadelSports.com

## 2013 BULLDOGS ROSTER

No.	Name	Pos.	B/T	Ht.	Wt.	Cl.	Hometown/Previous School
1	Drew DeKerlegand	LF	L/R	5-10	200	Jr.	Pearland, Texas/Pearland
2	Corey Smith	C	B/R	5-10	200	So.	Concord, N.C./Concord
3	Bret Hines	IF	R/R	5-10	165	Fr.	Hanahan, S.C./Hanahan
4	Johnathan Stokes	SS	R/R	5-10	165	So.	Cheraw, S.C./Cheraw
5	Austin Pritcher	RHP	R/R	6-1	200	Sr.	James Island, S.C./James Island
6	Zach Brownlee	RHP	L/R	6-2	100	So.	St. George, S.C./Holly Hill Academy
7	Logan Cribb	LHP	L/L	5-10	200	Jr.	Rock Hill, S.C./Rock Hill
8	Brett Bullard	OF	L/R	5-10	185	Gr.	Summerville, S.C./Northwood Academy
9	Jason Smith	OF	R/L	6-1	175	Fr.	Gilbert, N.C./Gilbert
10	Bailey Rush	3B	L/R	6-0	200	So.	Pinehurst, N.C./Pinecrest
11	Layton Meacham	RHP	R/R	6-1	185	Fr.	Mauldin, S.C./Mauldin
12	Stephen Windham	C	R/R	6-0	190	Fr.	Summerville, S.C./Summerville
13	Ryan Kilgallen	C	R/R	6-2	180	So.	Goose Creek, S.C./Stratford
14	Skylar Hunter	RHP/C	R/R	6-1	185	Fr.	Hanahan, S.C./Hanahan
15	Zach Sherrill	RHP/3B	R/R	6-3	215	So.	Sumter, S.C./Wilson Hall
16	Kevin Connell	LHP/DH	L/L	6-2	230	So.	Johnson City, Tenn./Daniel Boone
17	Joe Jackson	C	L/R	6-1	195	Jr.	Mauldin, S.C./Mauldin
18	Calvin Orth	1B/3B	R/R	6-1	190	Jr.	Jacksonville, Fla./Episcopal
19	David Rivera	RHP	R/R	6-1	220	Jr.	Upland, Calif./Claremont
20	Mason Davis	2B	B/R	5-9	170	So.	Conyers, Ga./Redan
21	Ryne Hardwick	1B/DH	R/R	6-2	200	Sr.	Conway, S.C./Conway
22	Bo Thompson	1B	R/R	5-10	255	So.	Mauldin, S.C./J.L. Mann
23	Austin Livingston	RHP	R/R	6-1	200	Fr.	Summerville, S.C./Ashley Ridge
24	Connor Walsh	LHP	L/L	6-3	185	So.	Jupiter, Fla./Jupiter
25	Tyler Griffin	OF	B/R	6-1	185	Jr.	Gainesville, Fla./Gainesville
27	Austin Mason	RHP	R/R	6-2	200	Fr.	Greer, S.C./Eastside
28	James Reeves	LHP	R/L	6-3	200	So.	Summerville, S.C./Ashley Ridge
29	Zach Lavery	RHP	R/R	6-1	175	Fr.	Goose Creek, S.C./Goose Creek
30	Brett Tompkins	RHP	R/R	6-5	230	So.	Greer, S.C./Riverside
31	Hughston Armstrong	OF	L/L	5-7	165	Jr.	Columbia, S.C./Ridge View
32	Ryan Hines	RHP	R/R	5-10	210	Sr.	Hanahan, S.C./Hanahan
33	Ross White	LHP	L/L	5-9	170	So.	Marion, S.C./Marion
34	Zach Wimmer	RHP	R/R	6-2	210	Fr.	Ladson, S.C./Cane Bay
35	Robert Moody	2B	R/R	5-6	160	R-Fr.	James Island, S.C./James Island
36	Nate Brecklin	LHP	R/L	6-1	205	Fr.	Orlando, Fla./Eustis



Lt. Gen. John W. Rosa Jr.  
President



Larry Leckonby  
Director of Athletics



Dr. Chip Taylor  
Faculty Athletics Rep.



Kelly Simpson  
Senior Woman Administrator



Mike Hoffman  
Baseball SID





## 2012 RESULTS (25-33, 13-17 SOCON; T-7TH)

Date	Opponent	Result	Date	Opponent	Result
F17	TOWSON %	L, 5-6	A11	at Coastal Carolina	L, 2-6
F18	RICHMOND %	W, 10-7	A13	UNCG*	W, 3-0
F19	LIBERTY %	L, 9-11	A14	UNCG*	W, 5-4
F23	DELAWARE	L, 2-3	A15	UNCG*	W, 8-7
F24	DELAWARE	L, 0-5	A17	at Winthrop	W, 10-3
F25	DELAWARE	W, 12-8	A20	at Coll. of Charleston*	L, 4-8
F26	DELAWARE	W, 3-2	A21	at Coll. of Charleston*	L, 2-7
M1	COLUMBIA	W, 4-1	A22	at Coll. of Charleston* L, 5-6 (11)	
M3	COLUMBIA	W, 2-0	A27	GEORGIA SOUTHERN*	W, 4-1
M4	COLUMBIA L, 7-11 (12)		A28	GEORGIA SOUTHERN*	L, 2-5
	COLUMBIA	W, 5-4	A29	GEORGIA SOUTHERN*	W, 8-7
M6	USC UPSTATE	L, 5-6	M1	NORTH FLORIDA	L, 3-6
M9	WESTERN CAROLINA*	W, 4-2	M2	NORTH FLORIDA	W, 5-1
M10	WESTERN CAROLINA*	L, 4-11	M4	at Davidson*	L, 2-6
M11	WESTERN CAROLINA*	L, 5-6	M6	at Davidson*	W, 15-2
M14	WINTHROP	W, 9-2		at Davidson*	W, 2-0
M16	at Appalachian State*	L, 5-10	M11	FURMAN*	W, 7-0
M17	at Appalachian State*	L, 4-9	M12	FURMAN*	W, 3-1
M18	at Appalachian State*	L, 6-7	M13	FURMAN*	L, 6-8 (12)
M20	CHARLESTON SO.	W, 4-0	M16	at Elon*	L, 1-2
M23	at Minnesota	L, 1-2	M17	at Elon*	L, 5-18
M24	at Minnesota	L, 0-3	M18	at Elon*	L, 2-4
M25	at Minnesota	L, 0-5	M23	vs. Coll. of Charleston & W, 8-6 (11)	
M27	No. 10 SO. CAROLINA	L, 3-7	M24	vs. Georgia Southern & L, 1-8	
M30	WOFFORD*	W, 8-4	M25	vs. Elon & L, 3-7	
M31	WOFFORD*	L, 2-8			
A1	WOFFORD*	W, 8-7 (10)			
A3	COASTAL CAROLINA	W, 3-0			
A4	at Charleston Southern	L, 2-5			
A6	at Samford*	L, 5-10			
	at Samford*	L, 3-11			
A8	at Samford*	W, 5-4			
A10	at No. 9 South Carolina	L, 0-8			

\* - Southern Conference game

&amp; - SoCon Tournament

(Fluor Field; Greenville, S.C.)

% - The Citadel Memorial Challenge

FRED JORDAN  
HEAD COACH

Hometown: ..... Charleston, S.C.

Alma mater (year): ..... The Citadel (1979)

Head coaching career:

..... The Citadel, 1992-present

Record at CIT (years): ..... 711-543 (21)

Career record (years): ..... 711-543 (21)



JOSEPH P. RILEY, JR. PARK

## 2012 STATISTICS

Batting	AVG	GP	GS	AB	R	H	2B	3B	HR	RBI	TB	SLG%	BB	HBP	SO	GDP	OB%	SF	SH	SB	ATT	PO	A	E	FLD%
Justin Mackert	.283	58	58	223	40	63	12	1	6	36	95	.426	26	3	44	7	.359	4	0	25	31	104	2	2	.981
Joe Jackson	.279	58	58	229	35	64	15	4	1	26	90	.393	22	2	37	1	.344	3	2	4	4	292	34	7	.979
Nick Orvin	.270	58	58	252	35	68	10	2	1	23	85	.337	8	2	50	0	.295	2	4	15	19	159	7	2	.988
Mason Davis	.266	58	58	241	31	64	9	3	3	24	88	.365	18	4	42	2	.327	0	4	14	22	146	134	11	.962
Bo Thompson	.261	57	49	165	14	43	5	0	3	28	57	.345	27	4	28	1	.372	3	2	1	1	127	17	0	1.000
Drew DeKerlegand	.258	54	44	151	24	39	12	1	0	10	53	.351	14	13	38	0	.367	2	6	2	3	42	75	8	.936
Tyler Griffin	.230	50	40	135	16	31	11	3	4	30	60	.444	15	6	46	2	.329	2	3	3	4	79	3	3	.965
Bailey Rush	.193	54	43	119	17	23	1	2	0	14	28	.235	15	6	35	2	.308	3	4	1	3	65	80	13	.918
Calvin Orth	.273	48	29	110	9	30	4	0	1	11	37	.336	8	2	20	2	.331	1	1	0	0	228	17	6	.976
Grant Richards	.247	41	27	97	8	24	6	0	0	10	30	.309	6	5	15	3	.318	2	1	3	4	138	15	3	.981
Hughston Armstrong	.205	46	24	83	7	17	2	1	0	13	21	.253	9	0	11	1	.283	0	1	0	0	62	1	2	.969
Johnathan Stokes	.200	43	27	85	9	17	2	0	0	5	19	.224	8	1	14	0	.277	0	3	1	1	44	90	6	.957
Zach Sherrill	.200	3	2	5	1	1	1	0	0	0	2	.400	1	0	1	0	.333	0	0	0	0	5	11	3	.842
Ryne Hardwick	.150	20	1	20	3	3	1	0	0	0	4	.200	2	0	5	1	.227	0	0	0	0	0	0	0	.000
Hayden Hendry	.097	39	4	31	11	3	0	0	0	2	3	.097	4	0	7	1	.200	0	0	1	1	13	0	1	.929
Ryan Kilgallen	.000	4	0	2	0	0	0	0	0	0	0	.000	0	0	2	0	.000	0	0	0	0	3	0	0	1.000
TJ Clarkson	.000	2	0	1	1	0	0	0	0	0	0	.000	0	0	0	0	.000	0	0	0	0	4	7	0	1.000
G Coleman	.000	4	0	0	0	0	0	0	0	0	0	.000	0	0	0	0	.000	0	0	0	0	0	0	0	.000
Connor Walsh	.000	1	0	0	0	0	0	0	0	0	0	.000	0	0	0	0	.000	0	0	0	0	0	1	0	1.000
<b>Totals</b>	<b>.251</b>	<b>58</b>	<b>58</b>	<b>1949</b>	<b>261</b>	<b>490</b>	<b>91</b>	<b>17</b>	<b>19</b>	<b>232</b>	<b>672</b>	<b>.345</b>	<b>183</b>	<b>48</b>	<b>395</b>	<b>23</b>	<b>.327</b>	<b>22</b>	<b>31</b>	<b>70</b>	<b>93</b>	<b>1533</b>	<b>562</b>	<b>75</b>	<b>.965</b>
<b>Opponents</b>	<b>.277</b>	<b>58</b>	<b>58</b>	<b>1971</b>	<b>308</b>	<b>546</b>	<b>109</b>	<b>11</b>	<b>29</b>	<b>272</b>	<b>764</b>	<b>.388</b>	<b>242</b>	<b>59</b>	<b>332</b>	<b>34</b>	<b>.368</b>	<b>27</b>	<b>39</b>	<b>81</b>	<b>103</b>	<b>1534</b>	<b>565</b>	<b>80</b>	<b>.963</b>

Pitching	ERA	W	L	APP	GS	CG	SHO	CBO	SV	IP	H	R	ER	BB	SO	2B	3B	HR	AB	B/Avg	WP	HBP	BK	SFA	SHA
Austin Pritchett	3.19	6	5	15	15	2	1	1	0	98.2	101	43	35	30	61	18	2	2	373	.271	8	10	2	2	5
Kevin Connell	4.35	1	5	20	11	0	0	2	0	60.0	64	36	29	39	34	10	1	5	232	.276	4	4	2	1	3
Logan Cribb	4.89	3	4	16	14	0	0	1	0	77.1	87	51	42	33	51	18	1	6	297	.293	6	9	2	7	7
Connor Walsh	2.38	1	0	8	1	0	0	0	0	11.1	7	3	3	9	7	2	0	0	37	.189	0	2	0	2	0
Ryan Hines	3.51	3	1	36	0	0	0	3	6	41.0	36	18	16	12	21	9	1	1	152	.237	3	7	0	2	2
Ross White	4.15	0	3	31	0	0	0	0	0	30.1	28	26	14	12	21	5	1	2	121	.231	0	0	0	0	4
James Reeves	4.44	6	4	22	5	0	0	3	0	52.2	55	29	26	23	34	11	1	2	205	.268	2	6	1	5	2
Brett Tompkins	4.96	0	4	16	4	0	0	2	0	32.2	39	22	18	11	17	6	0	3	130	.300	3	5	1	2	6
TJ Clarkson	5.06	4	4	26	1	0	0	1	2	53.1	59	35	30	25	36	16	0	3	212	.278	11	9	3	2	4
Bryce Hines	5.84	1	3	10	6	0	0	0	0	24.2	23	19	16	29	34	5	2	1	87	.264	6	2	0	1	3
Zach Sherrill	6.18	0	0	29	1	0	0	3	2	27.2	43	21	19	14	16	9	2	4	118	.364	1	4	0	3	3
Damon Ardis	18.00	0	0	2	0	0	0	0	0	1.0	2	4	2	5	0	0	0	0	4	.500	0	0	0	0	0
Zach Brownlee	27.00	0	0	1	0	0	0	0	0	0.1	2	1	1	0	0	0	0	0	3	.667	0	1	0	0	0
<b>Totals</b>	<b>4.42</b>	<b>25</b>	<b>33</b>	<b>58</b>	<b>58</b>	<b>2</b>	<b>6</b>	<b>5</b>	<b>10</b>	<b>511.0</b>	<b>546</b>	<b>308</b>	<b>251</b>	<b>242</b>	<b>332</b>	<b>109</b>	<b>11</b>	<b>29</b>	<b>1971</b>	<b>.277</b>	<b>44</b>	<b>59</b>	<b>11</b>	<b>27</b>	<b>39</b>
<b>Opponents</b>	<b>3.73</b>	<b>33</b>	<b>25</b>	<b>58</b>	<b>58</b>	<b>4</b>	<b>4</b>	<b>4</b>	<b>14</b>	<b>511.1</b>	<b>490</b>	<b>261</b>	<b>212</b>	<b>183</b>	<b>395</b>	<b>91</b>	<b>17</b>	<b>19</b>	<b>1949</b>	<b>.251</b>	<b>38</b>	<b>48</b>	<b>9</b>	<b>22</b>	<b>31</b>



## 2013 SCHEDULE

Date	Opponent	Time
F15	GEORGE WASHINGTON	6 p.m.
F16	GEORGE WASHINGTON	2 p.m.
F17	GEORGE WASHINGTON	1 p.m.
F20	at NC Central	4 p.m.
F22	GEORGETOWN	6 p.m.
F23	LAFAYETTE	3:30 p.m.
F24	LAFAYETTE	11 a.m.
	GEORGETOWN	2 p.m.
F26	USC UPSTATE	4 p.m.
M1	APPALACHIAN STATE*	6 p.m.
M2	APPALACHIAN STATE*	2 p.m.
M3	APPALACHIAN STATE*	1 p.m.
M6	at North Carolina	3 p.m.
M8	WESTERN CAROLINA*	6 p.m.
M9	WESTERN CAROLINA*	2 p.m.
M10	WESTERN CAROLINA*	1 p.m.
M13	at South Carolina	7 p.m.
M15	FURMAN*	6 p.m.
M16	FURMAN*	2 p.m.
M17	FURMAN*	1 p.m.
M19	CORNELL	6 p.m.
M20	CORNELL	6 p.m.
M22	at Georgia Southern*	6 p.m.
M23	at Georgia Southern*	2:30 p.m.
M24	at Georgia Southern*	1:30 p.m.
M26	at Winthrop	6 p.m.
M29	at Elon*	6 p.m.
M30	at Elon* (DH)	3 p.m.
A2	at Duke	6 p.m.
A5	UNCW	6 p.m.
A7	at UNCW	2 p.m.
A9	at USC Upstate	6 p.m.
A12	COLL. OF CHARLESTON*	6 p.m.
A13	COLL. OF CHARLESTON*	2 p.m.
A14	COLL. OF CHARLESTON*	1 p.m.
A16	WINTHROP	6 p.m.
A19	UNCG*	6 p.m.
A20	UNCG*	2 p.m.
A21	UNCG*	1 p.m.
A23	at NC State	6 p.m.
A26	at Wofford*	6 p.m.
A27	at Wofford*	3 p.m.
A28	at Wofford*	1 p.m.
M3	at The Citadel*	6 p.m.
M4	at The Citadel*	2 p.m.
M5	at The Citadel*	1 p.m.
M7	DUKE	6 p.m.
M16	at Samford* (DH)	5 p.m.
M17	at Samford*	7 p.m.
M22-26	at SoCon Championship (Fluor Field; Greenville, S.C.)	

\* - Southern Conference game  
% - Fluor Field; Greenville, S.C.

## DAVIDSON QUICK FACTS

Location: ..... Davidson, N.C.  
 Founded: ..... 1837  
 Enrollment: ..... 1,900  
 Nickname: ..... Wildcats  
 Colors: ..... Red and Black  
 President: ..... Carol Quillen  
 Director of athletics: ..... Jim Murphy  
 Stadium (capacity): ..... Wilson Field (700)  
 Press box phone: ..... 704-894-2740

Head coach: ..... Dick Cooke  
 Alma mater (year): ..... Richmond (1978)  
 Record at Davidson (years): ..... 419-689-1 (22)  
 Overall record (years): ..... 430-721-1 (23)  
 Baseball office phone: ..... 704-894-2368  
 Assistant coaches:  
 ..... Rucker Taylor (Vanderbilt, 2006)  
 ..... Wayne Miller (Samford, 2010)  
 ..... Andy Carter (Davidson, 2005)

2012 record: ..... 17-31  
 Conference record (place): ..... 8-22 (11th)  
 Home: ..... 12-13  
 Away: ..... 5-18  
 Neutral: ..... 0-0  
 Letterwinners returning/lost: ..... 15/10  
 Position starters returning/lost: ..... 5/4  
 Starting pitchers returning/lost: ..... 2/2  
 Newcomers: ..... 12

SoCon titles: ..... 1  
 SoCon Championship titles: ..... 0  
 Last SoCon Championship title: ..... N/A

Baseball contact: ..... Mark Brumbaugh  
 Email: ..... mabrumbaugh@davidson.edu  
 Office: ..... 704-894-2931  
 Cell: ..... 704-439-6123  
 Fax: ..... 704-894-2636  
 Website: ..... DavidsonWildcats.com

## 2013 WILDCATS ROSTER

No.	Name	Pos.	B/T	Ht.	Wt.	Cl.	Hometown/Previous School
1	Jack McLindon	IF	S/R	5-8	180	Sr.	Great Falls, Va./Langley
2	Sam Foy	IF	S/R	6-0	175	Fr.	Wilmington, N.C./New Hanover
4	Michael Goldberg	RHP/IF	R/R	5-9	175	Sr.	Richmond, Va./Benedictine
5	Michael Zeblo	IF	S/R	6-0	190	Sr.	Raleigh, N.C./Broughton
6	Ben Arkin	IF/RHP	R/R	6-2	190	So.	Ft. Lauderdale, Fla./Pine Crest School
7	Nathan Becker	OF	L/R	6-2	205	Jr.	Greensboro, N.C./Northwest Guilford
8	David Daniels	IF/OF	R/R	6-0	185	So.	Charlotte, N.C./East Mecklenburg
10	Forrest Brandt	OF	R/R	6-2	205	Jr.	Raleigh, N.C./St. David's
11	Aaron Ruzinsky	OF	L/R	5-9	178	Fr.	Houston, Texas/Memorial
12	Andrew Pope	IF/RHP	R/R	5-9	165	Fr.	Charlotte, N.C./Providence Day
13	Ty Middlebrooks	OF/IF	L/R	6-3	205	So.	Fort Lauderdale, Fla./Calvary Christian Academy
14	Rob Bain	LHP	L/L	6-2	190	So.	Concord, N.C./Northwest Cabarrus
15	Daniel Gerow	C	R/R	6-0	175	Jr.	Bellaire, Texas/Bellaire
16	Lee Miller	OF/RHP	L/R	6-2	185	Fr.	Atlanta, Ga./Riverwood
17	Ryan Lowe	IF/RHP	L/R	6-3	205	So.	Dallas, Texas/Carroll
18	Shea Parikh	RHP/Utl	R/R	6-2	180	Fr.	Fort Lauderdale, Fla./Pine Crest
19	Chris Dyer	C	R/R	5-11	185	Jr.	Richmond, Va./Benedictine
20	Jip Richards	RHP	R/R	6-1	190	Jr.	Davidson, N.C./North Meck
21	Rob Caudill	RHP	R/R	6-0	175	Fr.	Danville, Ky./Danville
23	Ryan Wood	RHP	R/R	5-11	175	So.	Winter Park, Fla./Trinity Prep
24	Andrew Barna	IF	R/R	6-2	200	Sr.	Suwanee, Ga./South Forsyth
26	Clark Beeker	RHP	R/R	6-3	200	So.	Lexington, N.C./North Davidson
27	Adrian Muoio	C	R/R	6-1	190	Jr.	New York, N.Y./The Browning School
29	Aaron Tovskey	IF/RHP	L/R	6-0	200	Fr.	Alexandria, Va./TC Williams
30	Danny Mooney	RHP	R/R	6-5	220	Jr.	Richmond, Va./Cosby
31	Jake Batchelder	LHP	L/L	6-3	190	Fr.	Atherton, Calif./Menlo
32	Chad Moss	RHP	R/R	6-6	195	Fr.	Nashville, Tenn./Father Ryan
33	Nick Neitzel	RHP	R/R	6-4	235	So.	Coral Gables, Fla./Ransom Everglades
34	Durin O'Linger	RHP	L/R	5-11	205	Fr.	Tampa, Fla./Tampa Preparatory School
35	Matt Saeta	RHP	R/R	6-4	190	So.	South Pasadena, Calif./Pasadena Poly
36	Justin Charles	LHP	L/L	5-11	190	Jr.	Greenville, S.C./JL Mann
37	Bryan DaCanal	RHP/IF	R/R	6-2	200	Sr.	Cherryville, N.C./Cherryville
38	Will Cox	C	R/R	6-0	180	Fr.	Winston-Salem, N.C./RJ Reynolds
39	Wade Leach	IF/OF	L/R	5-10	165	Fr.	Charlotte, N.C./Charlotte Country Day



Carol Quillen  
President



Jim Murphy  
Director of Athletics



Dr. Fred Smith  
Faculty Athletics Rep.



Katy McNay  
Senior Woman Administrator



Mark Brumbaugh  
Baseball SID





## 2012 RESULTS (17-31, 8-22 SOCON; 11TH)

Date	Opponent	Result	Date	Opponent	Result
F17	NIAGARA	L, 4-9	A17	at Duke	W, 8-4
F18	LA SALLE	W, 4-3	A20	at UNCG*	W, 7-5
F24	LEHIGH	L, 1-3	A21	at UNCG*	L, 2-4
F25	LEHIGH	W, 9-1		at UNCG*	L, 6-8
F26	FAIRLEIGH DICKINSON	W, 7-3	A24	at Virginia Tech	L, 3-7
M2	OHIO	W, 4-1	A27	SAMFORD*	L, 6-16
M3	OHIO	L, 6-7 (10)	A28	SAMFORD*	L, 3-5
M4	PRESBYTERIAN	L, 6-7	A29	SAMFORD*	L, 6-15
M6	at No. 6 North Carolina	L, 4-5	M2	at No. 3 South Carolina	L, 1-2
M7	at NC State	L, 0-11	M4	THE CITADEL*	W, 6-2
M9	at Appalachian State*	L, 4-10	M6	THE CITADEL*	L, 2-15
M10	at Appalachian State*	L, 3-16		THE CITADEL*	L, 0-2
M11	at Appalachian State*	L, 4-5 (10)	M17	at Furman*	L, 1-12
M13	N.C. CENTRAL	W, 12-3	M18	at Furman*	L, 4-5 (12)
M17	ELON*	L, 2-10		at Furman*	L, 2-3 (10)
	ELON*	W, 12-11 (11)			
M18	ELON*	W, 9-8 (11)			
M20	at N.C. Central	W, 4-1			
M23	at Coll. of Charleston*	L, 3-16			
M24	at Coll. of Charleston*	L, 2-6			
M25	at Coll. of Charleston*	L, 0-6			
M27	DUKE	W, 2-1			
M31	at Western Carolina*	L, 6-12			
	at Western Carolina*	W, 7-5			
A1	at Western Carolina*	L, 3-5			
A3	at USC Upstate	W, 8-7			
A6	GEORGIA SOUTHERN*	L, 3-8			
	GEORGIA SOUTHERN*	L, 3-6			
A7	GEORGIA SOUTHERN*	L, 6-7			
A10	at Presbyterian	L, 5-13			
A13	WOFFORD*	W, 1-0			
A14	WOFFORD*	W, 2-1			
A15	WOFFORD*	W, 5-4			

\* - Southern Conference game

DICK COOKE  
HEAD COACH

Hometown: .....Wall, N.J.

Alma mater (year): .....Richmond (1978)

Head coaching career:

.....Belmont Abbey, 1990

.....Davidson, 1991-present

Record at DAV (years): .....419-689-1 (22)

Career record (years): .....430-721-1 (23)



WILSON FIELD

## 2012 STATISTICS

Batting	AVG	GP	GS	AB	R	H	2B	3B	HR	RBI	TB	SLG%	BB	HBP	SO	GDP	OB%	SF	SH	SB	ATT	PO	A	E	FLD%
Drew Gadaire	.322	46	46	177	27	57	18	1	0	31	77	.435	20	8	28	4	.407	4	1	11	14	149	4	2	.987
Forrest Brandt	.280	48	48	193	29	54	10	1	2	17	72	.373	20	3	37	6	.352	3	3	16	19	106	3	1	.991
Andrew Barna	.261	48	48	188	23	49	7	3	0	28	62	.330	16	8	57	5	.344	0	2	10	14	41	98	18	.885
Calvin Sigelbaum	.250	45	43	132	25	33	3	1	0	11	38	.288	16	5	45	1	.353	0	3	4	5	349	28	7	.982
Michael Zeblo	.243	44	44	148	14	36	7	0	4	23	55	.372	32	5	40	2	.390	2	2	1	4	67	94	21	.885
Ryan Lowe	.226	39	33	115	12	26	3	0	0	8	29	.252	17	2	31	4	.333	1	0	3	4	0	2	0	1.000
James Cerbie	.224	43	43	165	24	37	14	1	3	22	62	.376	11	5	32	0	.288	3	3	11	12	80	107	11	.944
Jake Berman	.211	47	45	171	32	36	6	0	6	22	60	.351	29	8	50	2	.349	1	6	8	11	84	3	2	.978
Ben Arkin	.333	5	0	6	0	2	0	0	0	1	2	.333	1	0	3	0	.429	0	0	0	0	1	0	0	1.000
Chris Dyer	.250	19	13	44	4	11	2	0	0	6	13	.295	8	1	5	1	.370	1	1	0	0	83	9	3	.968
David Daniels	.215	21	18	65	4	14	3	0	0	6	17	.262	6	1	13	0	.292	0	2	0	0	12	23	5	.875
Daniel Gerow	.187	35	26	91	6	17	7	0	0	9	24	.264	11	0	30	3	.272	1	1	0	0	155	29	6	.968
Seth Freeman	.179	13	11	39	3	7	1	0	0	0	8	.205	3	0	17	0	.238	0	0	1	3	58	8	2	.971
Ty Middlebrooks	.167	6	0	6	0	1	0	0	0	0	1	.167	0	0	3	0	.167	0	0	0	0	0	0	0	.000
Kelly Myers	.135	19	9	37	4	5	0	0	0	1	5	.135	10	0	19	0	.319	0	0	2	3	18	1	0	1.000
Matt Ray	.000	9	5	18	1	0	0	0	0	0	0	.000	4	0	6	0	.182	0	0	1	1	51	2	2	.964
Nathan Becker	.000	8	0	5	0	0	0	0	0	0	0	.000	1	0	2	1	.167	0	0	0	0	0	0	0	.000
Jip Richards	.000	1	0	1	0	0	0	0	0	0	0	.000	0	0	0	0	.000	0	0	0	0	0	0	0	.000
Bryan DaCanal	.000	1	0	1	0	0	0	0	0	0	0	.000	0	0	1	0	.000	0	0	0	0	2	7	0	1.000
<b>Totals</b>	<b>.240</b>	<b>48</b>	<b>48</b>	<b>1602</b>	<b>208</b>	<b>385</b>	<b>81</b>	<b>7</b>	<b>15</b>	<b>185</b>	<b>525</b>	<b>.328</b>	<b>205</b>	<b>46</b>	<b>419</b>	<b>29</b>	<b>.340</b>	<b>16</b>	<b>24</b>	<b>68</b>	<b>90</b>	<b>1270</b>	<b>486</b>	<b>93</b>	<b>.950</b>
<b>Opponents</b>	<b>.287</b>	<b>48</b>	<b>48</b>	<b>1706</b>	<b>316</b>	<b>489</b>	<b>102</b>	<b>10</b>	<b>27</b>	<b>283</b>	<b>692</b>	<b>.406</b>	<b>184</b>	<b>40</b>	<b>285</b>	<b>14</b>	<b>.365</b>	<b>23</b>	<b>38</b>	<b>77</b>	<b>103</b>	<b>1288</b>	<b>428</b>	<b>65</b>	<b>.964</b>
Pitching	ERA	W	L	APP	GS	CG	SHO	CBO	SV	IP	H	R	ER	BB	SO	2B	3B	HR	AB	B/Avg	WP	HBP	BK	SFA	SHA
Henry Sisson	4.40	4	3	15	9	3	1	0	0	73.2	61	41	36	34	52	12	0	6	272	.224	4	4	3	4	8
Ryan Overcash	5.01	3	8	13	13	2	0	0	0	88.0	104	60	49	17	58	24	3	6	362	.287	4	6	0	3	8
Brian Russell	6.93	4	7	18	7	0	0	0	0	50.2	59	49	39	31	37	14	0	3	205	.288	9	5	1	5	4
Ben Arkin	0.00	0	0	4	0	0	0	0	0	2.0	3	0	0	1	3	0	0	0	9	.333	1	0	0	0	0
Nick Neitzel	2.79	0	0	8	0	0	0	0	0	9.2	7	6	3	12	7	2	0	0	38	.184	2	1	0	0	0
Clark Beeker	3.66	2	3	19	5	0	0	0	2	46.2	45	20	19	13	29	5	3	1	174	.259	3	4	1	3	5
Michael Zeblo	4.05	0	0	7	0	0	0	0	0	6.2	8	3	3	6	7	1	0	0	27	.296	0	1	0	0	1
Ryan Lowe	4.08	1	2	16	0	0	0	0	1	17.2	14	9	8	12	15	1	0	1	64	.219	1	3	1	0	1
Bryan DaCanal	4.81	2	1	13	4	0	0	0	0	33.2	46	28	18	11	18	14	0	5	142	.324	1	5	0	1	4
Rob Bain	5.16	0	1	13	2	0	0	0	0	22.2	35	23	13	6	12	7	0	0	104	.337	1	4	0	4	0
Danny Mooney	6.40	1	4	15	8	0	0	0	0	45.0	64	38	32	17	28	13	1	1	190	.337	0	7	0	1	5
Matt Saeta	7.84	0	1	11	0	0	0	0	2	10.1	11	10	9	6	6	1	1	1	40	.275	0	0	1	1	0
Justin Charles	8.31	0	0	6	0	0	0	0	0	4.1	6	4	4	5	4	2	0	0	18	.333	3	0	0	1	0
Michael Loeb	10.80	0	0	7	0	0	0	0	0	5.0	7	9	6	3	3	2	1	0	23	.304	3	0	0	0	1
Jip Richards	19.64	0	1	11	0	0	0	0	0	7.1	19	16	16	10	6	4	1	3	38	.500	3	0	1	0	1
<b>Totals</b>	<b>5.34</b>	<b>17</b>	<b>31</b>	<b>48</b>	<b>48</b>	<b>5</b>	<b>1</b>	<b>0</b>	<b>7</b>	<b>423.1</b>	<b>489</b>	<b>316</b>	<b>251</b>	<b>184</b>	<b>285</b>	<b>102</b>	<b>10</b>	<b>27</b>	<b>1706</b>	<b>.287</b>	<b>35</b>	<b>40</b>	<b>8</b>	<b>23</b>	<b>38</b>
<b>Opponents</b>	<b>3.52</b>	<b>31</b>	<b>17</b>	<b>48</b>	<b>48</b>	<b>3</b>	<b>3</b>	<b>3</b>	<b>10</b>	<b>429.1</b>	<b>385</b>	<b>208</b>	<b>168</b>	<b>205</b>	<b>419</b>	<b>81</b>	<b>7</b>	<b>15</b>	<b>1602</b>	<b>.240</b>	<b>35</b>	<b>46</b>	<b>4</b>	<b>16</b>	<b>24</b>

## 2013 SCHEDULE

Date	Opponent	Time
F15	MARIST^	3 p.m.
F16	BOSTON COLLEGE^	12 p.m.
F17	VCU^	3 p.m.
F19	at North Carolina A&T	3 p.m.
F22	vs. Kentucky%	12 p.m.
F23	vs. Kansas State%	11 a.m.
F24	at Coastal Carolina%	3 p.m.
F26	LIBERTY	4 p.m.
M1	FURMAN*	4 p.m.
M2	FURMAN*	2 p.m.
M3	FURMAN*	1:30 p.m.
M5	at NC State	4 p.m.
M8	COLL. OF CHARLESTON*	4 p.m.
M9	COLL. OF CHARLESTON*	2 p.m.
M10	COLL. OF CHARLESTON*	1:30 p.m.
M12	at UNCW	5 p.m.
M13	VIRGINIA TECH	4 p.m.
M15	at UNCG*	6 p.m.
M16	at UNCG*	2 p.m.
M17	at UNCG*	1 p.m.
M20	PRINCETON	2 p.m.
M22	at Western Carolina*	5 p.m.
M23	at Western Carolina*	2 p.m.
M24	at Western Carolina*	1 p.m.
M26	at High Point	6 p.m.
M27	EAST CAROLINA	6 p.m.
M29	DAVIDSON*	6 p.m.
M30	DAVIDSON* (DH)	3 p.m.
A2	HIGH POINT	6:30 p.m.
A5	at The Citadel*	6 p.m.
A6	at The Citadel*	2 p.m.
A7	at The Citadel*	1 p.m.
A9	NORTH CAROLINA	6:30 p.m.
A10	UNCW	6:30 p.m.
A12	at Louisville	6 p.m.
A13	at Louisville	1 p.m.
A14	at Louisville	1 p.m.
A17	at North Carolina	6 p.m.
A19	WOFFORD*	6:30 p.m.
A20	WOFFORD*	6:30 p.m.
A21	WOFFORD*	1:30 p.m.
A23	at East Carolina	6 p.m.
A26	at Georgia Southern*	6 p.m.
A27	at Georgia Southern*	2:30 p.m.
A28	at Georgia Southern*	1:30 p.m.
A30	at Wake Forest	6 p.m.
M1	WAKE FOREST	6:30 p.m.
M3	at Appalachian State*	6:30 p.m.
M4	at Appalachian State*	3 p.m.
M5	at Appalachian State*	1 p.m.
M7	N.C. A&T	6:30 p.m.
M10	SAMFORD*	6:30 p.m.
M11	SAMFORD*	4 p.m.
M12	SAMFORD*	1:30 p.m.
M22-26 at SoCon Championship (Fluor Field; Greenville, S.C.)		
* - Southern Conference game		
^ - Country Inn and Suites Elon Invitational		
% - Caravelle Resort's Baseball at the Beach (Myrtle Beach, S.C.)		

## ELON QUICK FACTS

Location: ..... Elon, N.C.  
 Founded: ..... 1889  
 Enrollment: ..... 6,029  
 Nickname: ..... Phoenix  
 Colors: ..... Maroon and Gold  
 President: ..... Dr. Leo M. Lambert  
 Director of athletics: ..... Dave Blank  
 Stadium (capacity): ..... Walter C. Latham Park (2,000)  
 Press box phone: ..... 336-278-6788

Head coach: ..... Mike Kennedy  
 Alma mater (year): ..... Elon (1991)  
 Record at Elon (years): ..... 543-378-3 (16)  
 Overall record (years): ..... 543-378-3 (16)  
 Baseball office phone: ..... 336-278-6741  
 Assistant coaches:  
 ..... Greg Starbuck (Winston-Salem State, 1991)  
 ..... Robbie Huffstetler (Appalachian State, 2001)  
 ..... Micah Posey (Florida State, 2011)

2012 record: ..... 33-26  
 Conference record (place): ..... 20-10 (3rd)  
 Home: ..... 21-7  
 Away: ..... 10-17  
 Neutral: ..... 2-2  
 Letterwinners returning/lost: ..... 22/5  
 Position starters returning/lost: ..... 6/3  
 Pitchers returning/lost: ..... 11/5  
 Newcomers: ..... 12

SoCon titles: ..... 4  
 SoCon Championship titles: ..... 1  
 Last SoCon Championship title: ..... 2008

Baseball contact: ..... Chris Rash  
 Email: ..... crash@elon.edu  
 Office: ..... 336-278-6712  
 Cell: ..... 336-263-4737  
 Fax: ..... 336-278-6768  
 Website: ..... ElonPhoenix.com

## 2013 PHOENIX ROSTER

No.	Name	Pos.	B/T	Ht.	Wt.	Cl.	Hometown/Previous School
1	Niko Fraser	OF	S/R	5-10	177	Sr.	Jacksonville, Fla./Bolles School
2	Chris Bresnahan	INF	R/R	6-2	192	Sr.	Freehold, N.J./St. Rose
3	Nick Bruno	OF	R/R	5-10	195	RFr.	Wyckoff, N.J./Don Bosco Prep
4	Aaron Schuerman	OF	L/R	6-0	201	Jr.	Delphos, Ohio/Triton College
5	Sebastian Gomez	INF	R/R	5-9	160	Jr.	Miramar, Fla./American Heritage
6	Michael Elefante	C	R/R	6-2	210	So.	Chapel Hill, N.C./Chapel Hill
7	Casey Jones	INF	L/R	6-1	193	So.	Midlothian, Va./James River
8	Joey Tomko	SS/OF	R/R	5-10	185	So.	Blacklick, Ohio/Gahanna Lincoln
10	Tyler Manez	P	L/L	6-3	177	Fr.	Massapequa, N.Y./Plainedge
11	Jordan Darnell	P	R/R	6-4	215	Sr.	Charlotte, N.C./Ardrey Kell
13	Antonio Alvarez	SS	R/R	5-10	195	Jr.	Miami, Fla./Miami Dade College
15	Wil Leathers	2B	R/R	5-7	170	So.	Greer, S.C./Spartanburg Methodist Col.
16	Tyler McVicar	3B/1B	R/R	6-3	218	So.	Melrose, Mass./IMG Academy
17	Danny Lynch	3B/P	L/R	5-10	201	Fr.	Miami, Fla./Columbus
18	Chris Schaedel	OF/2B	R/R	6-0	158	Fr.	Naples, Fla./Barron Collier
20	Sam Paone	OF/1B	L/R	6-2	190	So.	Jupiter, Fla./The Benjamin School
22	Ryan Kinsella	C/1B	L/R	6-1	205	Jr.	Warren, N.J./Morristown-Beard
23	Spencer Medick	P	L/L	6-3	208	Sr.	Baton Rouge, La./Polk CC
24	Kyle Webb	P	R/R	6-1	190	Sr.	Jacksonville, Fla./Providence
25	Andrew MacDonald	P	L/L	5-9	167	Sr.	Pinebluff, N.C./Lenoir CC
26	Ryan Pennell	P	L/L	6-4	235	Jr.	Mamaroneck, N.Y./Rye Neck
27	Alex Swim	C	L/R	6-0	181	Sr.	Greensboro, N.C./NW Guilford
28	Quinn Bower	OF	R/R	5-10	172	So.	New Cumberland, Pa./Cedar Cliff
29	Brandon Kacer	P	L/L	6-2	193	Fr.	Miami, Fla./Palmetto
30	Jacob Baker	P	R/R	6-1	208	Jr.	Garner, N.C./Pitt CC
31	Blaine Bower	OF	R/R	5-10	169	So.	New Cumberland, Pa./Cedar Cliff
32	John Antonelli	P	R/R	6-1	186	So.	Miami, Fla./Westminster Christian
33	Dylan Clark	P	R/L	6-5	210	Sr.	Manchester, N.H./Trinity
34	Danny Crowe	OF/P	R/R	6-0	191	Fr.	Dobbs Ferry, N.Y./Dobbs Ferry
35	Chris Hall	C	R/R	6-2	197	Fr.	Winnetka, Ill./New Trier
36	Casey Gaynor	P	R/R	6-0	172	Fr.	Greenwich, Conn./Greenwich
37	Grant Fisher	P	R/R	6-5	218	Jr.	Charlotte, N.C./Myers Park
42	Nate Young	P	R/R	6-1	183	Sr.	Kalamazoo, Mich./Lincoln Trail College
44	Chris King	C/1B	L/R	5-10	203	So.	Portsmouth, R.I./Louisburg College
45	David Whitehead	P	R/R	6-5	247	Jr.	W. Chester, Ohio/Archbishop Moeller



Dr. Leo M. Lambert  
President



Dave Blank  
Director of Athletics



Dr. Eric Hall  
Faculty Athletics Rep.



Faith Shearer  
Senior Woman Administrator



Chris Rash  
Baseball SID



## 2012 RESULTS (33-26, 20-10 SOCON; 3RD)

Date	Opponent	Result
F17	AKRON	W, 7-1
F18	GEORGE MASON	W, 4-1
	GEORGE MASON	W, 4-3
F21	at North Carolina A&T	W, 8-5
F24	at No. 2 South Carolina	L, 1-8
F25	at No. 2 South Carolina	L, 2-3
F26	at No. 2 South Carolina	L, 0-6
F29	at High Point	W, 6-3 (11)
M2	at Coll. of Charleston*	L, 1-7
M4	at Coll. of Charleston*	W, 4-2
	at Coll. of Charleston*	W, 3-2 (10)
M7	No. 6 N. CAROLINA	L, 0-3
M9	GEORGIA SOUTHERN*	W, 4-3
M10	GEORGIA SOUTHERN*	W, 7-2
M11	GEORGIA SOUTHERN*	W, 7-6 (11)
M13	No. 18 NC STATE	L, 1-8
M14	N.C. A&T	W, 5-4
M17	at Davidson*	W, 10-2
	at Davidson*	L, 11-12 (11)
M18	at Davidson*	L, 8-9 (11)
M20	at No. 23 Clemson	L, 2-6
M21	at No. 23 Clemson%	L, 2-4
M23	APPALACHIAN STATE*	W, 10-8
M24	APPALACHIAN STATE*	L, 0-5
M25	APPALACHIAN STATE*	W, 11-2
M27	UNCW	W, 5-4
M31	at Samford*	W, 7-4
	at Samford*	W, 5-3 (18)
A1	at Samford*	W, 7-5
A4	at No. 3 N. Carolina	L, 3-11 (7)
A6	at Furman*	L, 2-18
A7	at Furman*	L, 4-5
	at Furman*	W, 3-1

Date	Opponent	Result
A10	No. 24 EAST CARO. L, 2-3 (10)	
A11	at No. 17 NC State	L, 2-14
A13	TOWSON	W, 17-9
A14	TOWSON	L, 0-9
A15	TOWSON	W, 6-2
A18	HIGH POINT	W, 12-3
A20	at Wofford*	L, 5-11
A21	at Wofford*	W, 13-3
	at Wofford*	L, 0-2
A25	at UNCW	L, 5-7
A27	UNCW*	W, 6-4
A28	UNCW*	W, 10-2
A29	UNCW*	W, 3-1 (10)
M1	at Wake Forest	L, 5-7
M2	WAKE FOREST	W, 3-2
M5	WESTERN CAROLINA*	L, 5-6
M6	WESTERN CAROLINA*	L, 9-11
M7	WESTERN CAROLINA*	W, 11-4
M8	at East Carolina	L, 1-4
M16	THE CITADEL*	W, 2-1
M17	THE CITADEL*	W, 18-5
M18	THE CITADEL*	W, 4-2
M23	vs. Georgia Southern&	L, 2-19
M24	vs. Coll. of Charleston&	W, 14-12
M25	vs. The Citadel&	W, 7-3
M26	vs. Georgia Southern&	L, 7-10

\* - Southern Conference game

&amp; - SoCon Tournament

(Fluor Field; Greenville, S.C.)

% - Fluor Field; Greenville, S.C.

MIKE KENNEDY  
HEAD COACH

Hometown: ..... Fayetteville, N.C.

Alma mater (year): ..... Elon (1991)

Head coaching career:

..... Elon, 1997-present

Record at Elon (years): ..... 543-378-3 (16)

Career record (years): ..... 543-378-3 (16)



WALTER C. LATHAM PARK

## 2012 STATISTICS

Batting	AVG	GP	GS	AB	R	H	2B	3B	HR	RBI	TB	SLG%	BB	HBP	SO	GDP	OB%	SF	SH	SB	ATT	PO	A	E	FLD%
Alex Swim	.357	59	59	241	39	86	11	1	3	45	108	.448	19	2	13	2	.398	7	2	7	10	315	47	8	.978
Ryan Kinsella	.316	59	59	212	43	67	11	2	8	54	106	.500	33	5	50	1	.412	5	3	0	0	449	41	9	.982
Jake Luce	.316	55	50	187	25	59	14	5	1	31	86	.460	11	2	33	2	.356	2	7	4	11	85	2	0	1.000
Quinn Bower	.291	51	37	141	26	41	6	1	0	15	49	.348	19	5	45	0	.394	0	4	14	16	88	1	2	.978
Sebastian Gomez	.282	59	56	234	43	66	12	0	3	22	87	.372	20	6	34	0	.352	1	5	11	17	148	145	13	.958
Garrett Koster	.256	45	45	164	26	42	13	1	11	34	90	.549	21	5	63	2	.358	0	1	11	11	63	85	14	.914
Chris Bresnahan	.237	58	47	156	28	37	2	0	0	14	39	.250	23	6	25	1	.349	4	1	3	4	85	153	13	.948
Blaine Bower	.300	38	15	60	18	18	3	0	0	7	21	.350	13	3	16	0	.447	0	3	3	7	38	3	2	.953
Joey Tomko	.264	48	29	106	16	28	3	0	2	16	37	.349	16	3	30	2	.373	1	5	2	3	10	31	7	.854
Niko Fraser	.236	31	31	123	16	29	4	2	0	17	37	.301	6	9	16	1	.317	1	1	10	11	71	4	2	.974
Sam Paone	.188	13	2	16	1	3	1	0	0	2	4	.250	2	0	6	0	.278	0	1	0	0	1	0	0	1.000
Eric Serra	.179	47	30	95	18	17	1	2	0	7	22	.232	13	6	28	1	.316	0	7	11	16	72	1	4	.948
Casey Jones	.170	47	29	106	8	18	3	1	0	11	23	.217	15	2	23	5	.280	2	1	3	4	74	48	4	.968
Tyler McVicar	.164	32	17	67	10	11	1	0	3	7	21	.313	8	0	31	1	.250	1	0	0	1	5	5	3	.769
Michael Elefante	.120	31	14	50	4	6	1	0	2	5	13	.260	5	0	25	0	.193	2	2	0	1	8	1	0	1.000
Connor Lewis	.054	21	8	37	1	2	0	0	0	0	2	.054	3	0	9	0	.125	0	0	0	0	41	5	0	1.000
Grant McCoury	.000	15	3	17	1	0	0	0	0	0	0	.000	4	0	12	0	.190	0	0	0	1	21	3	1	.960
Jordan Darnell	.000	1	0	1	0	0	0	0	0	0	0	.000	0	0	1	0	.000	0	0	0	0	1	4	0	1.000
Nate Young	.000	1	0	0	0	0	0	0	0	0	0	.000	0	0	0	0	.000	0	1	0	0	1	10	0	1.000
Totals	.263	59	59	2013	323	530	86	15	33	287	745	.370	231	54	460	18	.351	26	44	79	113	1603	667	91	.961
Opponents	.262	59	59	2020	322	529	91	14	32	288	744	.368	241	57	387	46	.353	25	42	63	93	1588	610	71	.969

Pitching	ERA	W	L	APP	GS	CG	SHO	CBO	SV	IP	H	R	ER	BB	SO	2B	3B	HR	AB	B/Avg	WP	HBP	BK	SFA	SHA
Spencer Medick	3.35	2	3	15	12	0	0	0	0	75.1	86	35	28	21	72	13	0	7	297	.290	5	5	1	5	3
Dylan Clark	3.76	9	4	15	14	0	0	0	0	88.2	82	41	37	18	64	16	0	7	336	.244	5	1	0	2	8
Kyle Webb	4.18	4	4	12	10	1	0	0	0	64.2	69	39	30	18	49	15	1	3	250	.276	2	10	0	2	6
David Whitehead	4.44	5	3	20	11	1	0	0	0	77.0	71	41	38	36	38	10	1	2	280	.254	5	11	0	5	7
Nate Young	2.13	3	1	24	0	0	0	0	11	25.1	20	6	6	15	18	5	1	1	87	.230	2	0	0	2	2
John Antonelli	2.87	1	1	19	1	0	0	0	2	37.2	29	17	12	13	33	9	1	4	136	.213	1	5	0	3	1
Jordan Darnell	4.20	2	2	22	0	0	0	0	2	30.0	31	23	14	13	18	5	1	1	115	.270	3	3	0	1	1
Michael Elefante	4.50	0	0	3	0	0	0	0	0	2.0	0	1	1	3	1	0	0	0	6	.000	0	0	0	0	0
Ryan Pennell	4.56	1	1	16	0	0	0	0	0	25.2	16	14	13	23	22	1	1	1	86	.186	2	3	0	0	4
Andrew MacDonald	5.06	5	3	22	2	0	0	0	2	42.2	42	29	24	23	26	7	0	1	159	.264	8	4	0	2	4
Grant McCoury	5.21	0	1	14	1	0	0	0	2	19.0	16	14	11	21	13	2	1	1	70	.229	4	0	1	1	2
Jim Stokes	7.57	1	3	14	8	0	0	0	0	35.2	42	37	30	31	29	3	4	2	140	.300	10	9	1	1	4
Grant Fisher	9.95	0	0	6	0	0	0	0	0	6.1	9	13	7	3	2	2	1	1	29	.310	0	5	0	1	0
Darren Lauer	12.00	0	0	4	0	0	0	0	0	3.0	8	5	4	1	1	2	2	1	17	.471	0	0	0	0	0
Brad MacHaffie	40.50	0	0	2	0	0	0	0	0	0.2	4	3	3	1	1	1	0	0	6	.667	2	1	0	0	0
Eric Hailer	54.00	0	0	2	0	0	0	0	0	0.2	4	4	4	1	0	0	0	0	6	.667	3	0	0	0	0
Totals	4.41	33	26	59	59	2	0	0	19	534.1	529	322	262	241	387	91	14	32	2020	.262	52	57	3	25	42
Opponents	4.37	26	33	59	59	3	5	4	10	529.1	530	323	257	231	460	86	15	33	2013	.263	65	54	6	26	44



## 2013 SCHEDULE

Date	Opponent	Time
F15	MICHIGAN STATE%	5 p.m.
F16	NORTHWESTERN%	12 p.m.
F17	MIAMI (OHIO)%	3 p.m.
F20	GARDNER-WEBB	3 p.m.
F22	MIAMI (OHIO)	4 p.m.
F23	MICHIGAN STATE%	2 p.m.
	CINCINNATI%	6 p.m.
F26	at South Carolina	4 p.m.
F27	USC UPSTATE	4 p.m.
M1	at Elon*	4 p.m.
M2	at Elon*	2 p.m.
M3	at Elon*	1:30 p.m.
M5	at Coastal Carolina	4 p.m.
M6	at Coastal Carolina	4 p.m.
M8	APPALACHIAN STATE*	5 p.m.
M9	APPALACHIAN STATE*	4 p.m.
M10	APPALACHIAN STATE*	1 p.m.
M12	EASTERN KENTUCKY	4 p.m.
M15	at Davidson*	6 p.m.
M16	at Davidson*	2 p.m.
M17	at Davidson*%	1 p.m.
M19	at Georgia	5 p.m.
M22	SAMFORD*	6 p.m.
M23	SAMFORD*	4 p.m.
M24	SAMFORD*	1 p.m.
M28	PRESBYTERIAN	6 p.m.
M29	at Presbyterian	3 p.m.
M30	PRESBYTERIAN	4 p.m.
A3	SOUTH CAROLINA	7 p.m.
A5	WESTERN CAROLINA*	6 p.m.
A6	WESTERN CAROLINA*	4 p.m.
A7	WESTERN CAROLINA*	1 p.m.
A10	at Winthrop	6 p.m.
A12	at Wofford*	6 p.m.
A13	at Wofford*	3 p.m.
A14	at Wofford*	1 p.m.
A17	at Clemson	6:30 p.m.
A19	at Coll. of Charleston*	6 p.m.
A20	at Coll. of Charleston*	2 p.m.
A21	at Coll. of Charleston*	1 p.m.
A23	at USC Upstate%	7 p.m.
A26	THE CITADEL*	6 p.m.
A27	THE CITADEL*	4 p.m.
A28	THE CITADEL*	1 p.m.
M1	WINTHROP	6 p.m.
M3	at Georgia Southern*	6 p.m.
M4	at Georgia Southern*	10:30 a.m.
M5	at Georgia Southern*	1:30 p.m.
M8	CLEMSON%	7 p.m.
M10	UNCG*	6 p.m.
M11	UNCG*	4 p.m.
M12	UNCG*	1 p.m.
M14	at Gardner-Webb	6 p.m.
M16	DAYTON	6 p.m.
M17	DAYTON	4 p.m.
M18	DAYTON	12 p.m.
M22-26 at SoCon Championship (Fluor Field; Greenville, S.C.)		
* - Southern Conference game		
% - Fluor Field; Greenville, S.C.		

## FURMAN QUICK FACTS

Location: ..... Greenville, S.C.  
 Founded: ..... 1826  
 Enrollment: ..... 2,700  
 Nickname: ..... Paladins  
 Colors: ..... Purple and White  
 President: ..... Dr. Rod Smolla  
 Director of athletics: ..... Dr. Gary Clark  
 Stadium (capacity): ..... Latham Stadium (2,000)  
 Press box phone: ..... 864-294-3066

Head coach: ..... Ron Smith  
 Alma mater (year): ..... Furman (1979)  
 Record at Furman (years): ..... 468-572-3 (19)  
 Overall record (years): ..... 468-572-3 (19)  
 Baseball office phone: ..... 864-294-2146  
 Assistant coaches:  
 ..... Jeff Whitfield (Lander, 2003)  
 ..... Mike Ranson (Lynchburg, 2003)  
 ..... Zach Brown (The Citadel, 2007)

2012 record: ..... 28-31  
 Conference record (place): ..... 13-17 (t-7th)  
 Home: ..... 19-16  
 Away: ..... 9-15  
 Neutral: ..... 0-0  
 Letterwinners returning/lost: ..... 24/8  
 Position starters returning/lost: ..... 6/2  
 Weekend starting pitchers returning/lost: ..... 2/1  
 Newcomers: ..... 10

SoCon titles: ..... 4  
 SoCon Championship titles: ..... 2  
 Last SoCon Championship title: ..... 2005

Baseball contact: ..... Hunter Reid  
 Email: ..... hunter.reid@furman.edu  
 Office: ..... 864-294-2061  
 Cell: ..... 864-567-1663  
 Fax: ..... 864-294-3061  
 Website: ..... FurmanPaladins.com

## 2013 PALADINS ROSTER

No.	Name	Pos.	B/T	Ht.	Wt.	Cl.	Hometown/Previous School
1	Hunter Burton	SS	L/R	5-6	165	Jr.	Williamston, S.C./Palmetto
2	Will Muzika	2B/OF	R/R	5-11	185	Sr.	Spartanburg, S.C./Dorman
3	Matt Plate	RHP	R/R	6-2	200	Sr.	Alpharetta, Ga./Mount Pisgah Christian School
4	Zack Greenwell	C	R/R	6-0	175	So.	Marietta, Ga./Mt. Paran Christian Academy
6	Jake Jones	OF	L/R	6-2	185	So.	Valrico, Fla./Newsome
7	Chris Ohmstede	3B	R/R	5-8	176	So.	Marietta, Ga./Walker
8	Jake Wolff	RHP	R/R	6-1	190	So.	Walhalla, S.C./Walhalla
9	Alex Abrams	3B/RHP	L/R	6-2	200	Jr.	Charleston, S.C./Bishop England
11	Matt Towarnicky	SS/3B	R/R	6-2	170	Fr.	New Bern, N.C./New Bern
12	Matt Solter	RHP	R/R	6-3	210	So.	New Bern, N.C./New Bern
13	Harrison Farmer	1B/DH	R/R	6-5	250	Jr.	McLean, Va./Bullis School
14	Steven Fondu	RHP	R/R	6-0	200	Fr.	Katonah, N.Y./Fordham Prep
15	Nate Smith	LHP	L/L	6-3	200	Sr.	West Chester, Ohio/Lakota West
16	Ben Carlson	RHP	R/R	6-3	215	Sr.	Mauldin, S.C./Spartanburg Methodist JC
18	Paul Nitto	C/1B/DH	R/R	6-1	205	Sr.	Greenville, S.C./J.L. Mann
19	Andrew MacLatchie	C	R/R	6-3	205	Fr.	Charlotte, N.C./Providence
20	Ryan Griffith	RHP/UT	R/R	5-11	175	Sr.	Gainesville, Ga./Gainesville
21	Griffin Davis	OF	R/R	5-11	210	Fr.	Atlanta, Ga./Marist
22	Greg Harrison	RHP/OF	R/R	6-1	190	Jr.	Hilton Head, S.C./Spartanburg Methodist JC
23	Taylor Johnson	OF/1B/DH	R/R	6-2	220	Sr.	Greer, S.C./USC Lancaster
24	Heath Burton	OF	R/R	5-6	170	Jr.	Williamston, S.C./Palmetto
25	Max Kadish	UT	R/R	5-8	180	Fr.	Cincinnati, Ohio/Wyoming
26	Jake Kinsley	C	R/R	5-11	190	So.	Mahasset, N.Y./Regis
27	Jordan Simpson	SS	R/R	6-1	190	Fr.	Mason, Ohio/Moeller
30	Elliott Warford	RHP	R/R	6-1	190	So.	Ponte Vedra, Fla./Ponte Vedra
31	Tyler Wood	RHP	R/R	6-3	230	Jr.	St. Louis, Mo./Chaminade Prep
32	Drake Browne	RHP	L/R	6-2	238	Sr.	Cincinnati, Ohio/Cincinnati Hills Christian Academy
34	Jacques de Gruy	RHP	R/R	6-4	200	Jr.	Dallas, Texas/Jesuit College Prep
36	Ryan Dittmar	LHP	L/L	6-5	210	Jr.	Follansbee, W.Va./Steubenville Catholic Central
37	Emil Brignola	RHP	R/R	5-9	168	Sr.	Marietta, Ga./Walton
39	Brant Masters	RHP	R/R	6-3	232	Jr.	Lakeland, Fla./Lakeland
40	Ted Andrews	RHP	R/R	6-6	220	Fr.	Cincinnati, Ohio/Cincinnati Hills Christian Academy
41	Ryan Morse	LHP	L/L	6-4	212	So.	Coral Springs, Fla./Coral Springs Christian Academy
42	Jarrod Rickman	1B/DH	R/R	5-11	190	So.	Myrtle Beach, S.C./Carolina Forest
44	Harry Norman	LHP	L/L	6-5	205	Fr.	Montgomery, Ala./Loveless Academic Magnet School



Dr. Rod Smolla  
President



Dr. Gary Clark  
Director of Athletics



Dr. Bill Pierce  
Faculty Athletics Rep.



Elaine Baker  
Senior Woman Administrator



Hunter Reid  
Baseball SID





## 2012 RESULTS (28-31, 13-17 SOCON; T-7TH)

Date	Opponent	Result
F17	MIAMI (OHIO)	W, 10-2
F18	MIAMI (OHIO)	L, 2-8
	MIAMI (OHIO)	L, 11-12
F21	PRESBYTERIAN	W, 7-5
F22	at USC Upstate	L, 3-17
F24	MICHIGAN STATE %	L, 2-4
F25	MIAMI (OHIO) %	W, 8-6
	MICHIGAN STATE	L, 2-6 (11)
F29	at Gardner-Webb	W, 6-4
M2	TOLEDO	W, 8-3
M3	TOLEDO	W, 9-5
M4	TOLEDO	W, 8-5
M6	at UNC Asheville	W, 6-1
M9	COLL. OF CHARLESTON*	L, 6-14
M10	COLL. OF CHARLESTON*	L, 3-4
M11	COLL. OF CHARLESTON*	L, 11-13
M13	at East Tennessee State	W, 7-4
M14	USC UPSTATE	W, 10-7
M16	at Samford*	W, 3-2
M17	at Samford*	L, 1-11
M18	at Samford*	L, 1-4
M20	No. 6 SO. CAROLINA %	L, 5-8
M23	GEORGIA SOUTHERN*	L, 3-7 (10)
M24	GEORGIA SOUTHERN*	W, 6-2
M25	GEORGIA SOUTHERN*	W, 9-8
M28	at Winthrop	L, 2-5
M30	at UNCG*	W, 11-3
M31	at UNCG*	W, 9-8
A1	at UNCG*	L, 4-9
A3	UNC ASHEVILLE	L, 4-5
A6	ELON*	W, 18-2
A7	ELON*	W, 5-4
	ELON*	L, 1-3

Date	Opponent	Result
A10	CLEMSON %	L, 5-12
A13	at Western Carolina*	L, 0-3
A14	at Western Carolina*	L, 2-9
A15	at Western Carolina*	L, 5-11
A17	at Georgia	W, 5-4
A20	at Appalachian State*	L, 2-14
A21	at Appalachian State*	L, 5-6
A22	at Appalachian State*	L, 0-14
A24	EAST TENNESSEE ST.	L, 2-14
A25	at Presbyterian	W, 16-4
M2	GARDNER-WEBB	W, 11-7
M4	WOFFORD*	W, 4-3
M5	WOFFORD*	L, 10-11 (12)
M6	WOFFORD*	W, 9-5
M9	at No. 3 South Carolina	L, 0-7
M11	at The Citadel*	L, 0-7
M12	at The Citadel*	L, 1-3
M13	at The Citadel*	W, 8-6 (12)
M15	at Clemson	L, 2-9
M17	DAVIDSON*	W, 12-1
M18	DAVIDSON*	W, 5-4 (12)
	DAVIDSON*	W, 3-2 (10)
M23	APPALACHIAN ST.&	L, 5-7
M24	WESTERN CAROLINA&	W, 9-8
M25	APPALACHIAN ST.&	W, 13-4
M26	SAMFORD&	L, 2-12

\* - Southern Conference game

&amp; - SoCon Tournament

(Fluor Field; Greenville, S.C.)

% - Fluor Field; Greenville, S.C.

RON SMITH  
HEAD COACH

Hometown: ..... Elkhart, Ind.

Alma mater (year): ..... Furman (1979)

Head coaching career:

..... Furman, 1994-present

Record at FUR (years): ..... 468-572-3 (19)

Career record (years): ..... 468-572-3 (19)



LATHAM STADIUM

## 2012 STATISTICS

Batting	AVG	GP	GS	AB	R	H	2B	3B	HR	RBI	TB	SLG%	BB	HBP	SO	GDP	OB%	SF	SH	SB	ATT	PO	A	E	FLD%
Will Owens	.338	58	57	237	50	80	11	1	2	29	99	.418	27	10	25	6	.422	3	2	11	15	98	28	7	.947
Taylor Johnson	.322	57	55	230	49	74	21	0	5	31	110	.478	12	4	41	6	.364	1	0	5	5	309	21	3	.991
Will Miller	.310	59	59	242	54	75	15	0	10	44	120	.496	21	11	29	3	.386	3	1	21	25	179	8	3	.984
Paul Nitto	.303	51	49	178	26	54	12	0	4	47	78	.438	24	6	32	5	.394	5	2	2	3	244	32	4	.986
Hunter Burton	.286	58	58	210	28	60	12	6	0	18	84	.400	21	5	43	1	.361	2	13	15	20	96	171	27	.908
Chris Ohmstede	.286	50	39	154	21	44	9	0	6	27	71	.461	8	2	31	3	.329	0	4	1	3	26	43	8	.896
Will Muzika	.284	57	54	208	39	59	13	1	3	33	83	.399	27	9	42	2	.382	5	1	18	21	91	134	9	.962
Alex Abrams	.251	52	47	171	19	43	5	1	1	17	53	.310	34	4	47	3	.386	1	3	1	1	49	47	5	.950
Jarrod Rickman	.346	26	11	52	4	18	2	0	1	13	23	.442	5	0	12	2	.404	0	1	0	0	0	0	0	.000
Jake Kinsley	.300	11	2	10	1	3	0	0	0	0	3	.300	2	1	2	0	.462	0	0	0	0	15	3	0	1.000
Jake Jones	.284	40	23	109	19	31	2	2	1	13	40	.367	10	0	17	1	.342	1	3	9	9	60	1	0	1.000
Heath Burton	.253	38	20	75	11	19	3	1	1	4	27	.360	11	1	25	0	.356	0	3	4	4	32	4	1	.973
Harrison Farmer	.233	34	22	86	7	20	3	0	1	7	26	.302	9	1	25	0	.313	0	1	0	0	143	11	3	.981
Andrew Cadger	.176	27	1	17	4	3	0	0	0	0	3	.176	4	0	7	0	.333	0	1	1	2	4	0	0	1.000
Zach Greenwell	.175	41	33	103	5	18	0	0	0	11	18	.175	5	1	18	3	.216	2	5	1	1	208	25	5	.979
Jake Wolff	.000	1	1	3	0	0	0	0	0	0	0	.000	0	0	2	0	.000	0	0	0	0	0	1	0	1.000
Mike Waller	.000	2	0	0	0	0	0	0	0	0	0	.000	0	0	0	0	.000	0	0	0	0	0	1	0	1.000
Anthony Buonopane	.000	1	0	0	0	0	0	0	0	0	0	.000	0	0	0	0	.000	0	0	0	0	1	2	0	1.000
<b>Totals</b>	<b>.288</b>	<b>59</b>	<b>59</b>	<b>2085</b>	<b>337</b>	<b>601</b>	<b>108</b>	<b>12</b>	<b>35</b>	<b>294</b>	<b>838</b>	<b>.402</b>	<b>220</b>	<b>55</b>	<b>398</b>	<b>35</b>	<b>.368</b>	<b>23</b>	<b>40</b>	<b>89</b>	<b>109</b>	<b>1581</b>	<b>626</b>	<b>85</b>	<b>.963</b>
<b>Opponents</b>	<b>.297</b>	<b>59</b>	<b>59</b>	<b>2106</b>	<b>388</b>	<b>625</b>	<b>88</b>	<b>10</b>	<b>48</b>	<b>349</b>	<b>877</b>	<b>.416</b>	<b>236</b>	<b>57</b>	<b>366</b>	<b>30</b>	<b>.378</b>	<b>27</b>	<b>38</b>	<b>75</b>	<b>100</b>	<b>1580</b>	<b>625</b>	<b>88</b>	<b>.962</b>
Pitching	ERA	W	L	APP	GS	CG	SHO	CBO	SV	IP	H	R	ER	BB	SO	2B	3B	HR	AB	B/Avg	WP	HBP	BK	SFA	SHA
Bobby Lyne	4.81	6	6	14	14	0	0	0	0	78.2	100	51	42	19	56	12	2	9	317	.315	6	5	1	3	9
Nate Smith	5.54	4	5	15	15	0	0	0	0	74.2	100	50	46	23	67	19	1	4	312	.321	11	8	1	1	6
Tyler Wood	5.83	3	7	17	13	0	0	0	0	66.1	77	44	43	24	36	6	1	5	260	.296	9	4	3	2	3
Matt Plate	2.00	0	0	9	0	0	0	0	0	9.0	4	2	2	11	7	0	0	0	30	.133	0	4	0	1	0
Emil Brignola	2.08	0	0	3	0	0	0	0	0	4.1	5	1	1	3	3	1	0	0	17	.294	1	0	0	1	0
Elliott Warford	3.61	6	0	31	3	0	0	0	7	52.1	58	25	21	21	36	10	2	1	200	.290	6	3	0	4	5
Kevin Gottlieb	4.05	0	0	9	1	0	0	0	0	6.2	6	3	3	7	0	2	0	1	24	.250	0	0	0	3	0
Stephen Gary	4.72	4	1	33	1	0	0	0	0	40.0	35	29	21	28	28	3	2	1	146	.240	8	4	2	3	4
Matt Solter	5.40	2	2	32	0	0	0	0	1	35.0	34	28	21	20	28	4	0	4	139	.245	4	4	0	1	2
Jake Wolff	5.79	0	0	8	1	0	0	0	0	9.1	9	8	6	5	3	3	0	1	38	.237	3	3	0	1	0
Anthony Buonopane	6.23	1	0	11	0	0	0	0	0	13.0	12	10	9	12	8	3	0	1	47	.255	5	2	0	0	1
Alex Abrams	6.32	0	1	15	0	0	0	0	2	15.2	15	12	11	10	7	1	1	2	63	.238	5	2	0	0	0
Ben Carlson	7.04	1	6	14	10	0	0	0	0	55.0	73	46	43	13	36	14	1	7	229	.319	2	4	0	1	5
Jacques de Gruy	7.20	1	2	25	1	0	0	0	1	30.0	36	31	24	21	23	4	0	1	123	.293	7	6	1	3	0
Brant Masters	8.38	0	0	12	0	0	0	0	0	9.2	11	9	9	9	6	2	0	1	37	.297	4	1	0	0	0
Mike Waller	9.64	0	0	15	0	0	0	0	0	14.0	20	16	15	5	12	2	0	5	58	.345	2	6	1	2	1
Daniel Stallsmith	10.12	0	1	10	0	0	0	0	0	13.1	30	23	15	5	10	2	0	5	66	.455	4	1	0	1	2
<b>Totals</b>	<b>5.67</b>	<b>28</b>	<b>31</b>	<b>59</b>	<b>59</b>	<b>0</b>	<b>0</b>	<b>0</b>	<b>11</b>	<b>527.0</b>	<b>625</b>	<b>388</b>	<b>332</b>	<b>236</b>	<b>366</b>	<b>88</b>	<b>10</b>	<b>48</b>	<b>2106</b>	<b>.297</b>	<b>77</b>	<b>57</b>	<b>9</b>	<b>27</b>	<b>38</b>
<b>Opponents</b>	<b>4.72</b>	<b>31</b>	<b>28</b>	<b>59</b>	<b>59</b>	<b>2</b>	<b>4</b>	<b>4</b>	<b>13</b>	<b>526.2</b>	<b>601</b>	<b>337</b>	<b>276</b>	<b>220</b>	<b>398</b>	<b>108</b>	<b>12</b>	<b>35</b>	<b>2085</b>	<b>.288</b>	<b>50</b>	<b>55</b>	<b>9</b>	<b>23</b>	<b>40</b>

## 2013 SCHEDULE

Date	Opponent	Time
F15	GEORGIA	6 p.m.
F16	GEORGIA	2:30 p.m.
F17	GEORGIA	1:30 p.m.
F20	at Florida	7 p.m.
F22	INDIANA	6 p.m.
F23	INDIANA	2:30 p.m.
F24	INDIANA	1:30 p.m.
F26	GEORGIA TECH	6 p.m.
F27	GEORGIA TECH	6 p.m.
M1	XAVIER	6 p.m.
M2	XAVIER	2:30 p.m.
M3	XAVIER	1:30 p.m.
M5	at Kennesaw State	6 p.m.
M8	WOFFORD*	6 p.m.
M9	WOFFORD*	2:30 p.m.
M10	WOFFORD*	1:30 p.m.
M12	at Mercer	6 p.m.
M15	at Samford*	7 p.m.
M16	at Samford*	3 p.m.
M17	at Samford*	1 p.m.
M19	at Georgia Tech	6 p.m.
M22	DAVIDSON*	6 p.m.
M23	DAVIDSON*	2:30 p.m.
M24	DAVIDSON*	1:30 p.m.
M26	JACKSONVILLE	6 p.m.
M28	at UNCG*	6 p.m.
M29	at UNCG*	6 p.m.
M30	at UNCG*	2 p.m.
A2	at Jacksonville	6 p.m.
A5	at Appalachian State*	6:30 p.m.
A6	at Appalachian State*	3 p.m.
A7	at Appalachian State*	1 p.m.
A9	at Charleston Southern	3 p.m.
A12	THE CITADEL*	6 p.m.
A13	THE CITADEL*	2:30 p.m.
A14	THE CITADEL*	1:30 p.m.
A16	MERCER	6 p.m.
A17	KENNESAW STATE	6 p.m.
A19	at Western Carolina*	5 p.m.
A20	at Western Carolina*	2 p.m.
A21	at Western Carolina*	1:30 p.m.
A26	ELON*	6 p.m.
A27	ELON*	2:30 p.m.
A28	ELON*	1:30 p.m.
A30	at North Florida	6 p.m.
M1	CHARLESTON SO.	6 p.m.
M3	FURMAN*	6 p.m.
M4	FURMAN*	2:30 p.m.
M5	FURMAN*	1:30 p.m.
M10	at Clemson	6:30 p.m.
M11	at Clemson	6:30 p.m.
M12	at Clemson	1 p.m.
M14	NORTH FLORIDA	6 p.m.
M16	at Coll. of Charleston*	6 p.m.
M17	at Coll. of Charleston*	2 p.m.
M18	at Coll. of Charleston*	1 p.m.
M22-26	at SoCon Championship (Fluor Field; Greenville, S.C.)	

\* - Southern Conference game

## GEORGIA SOUTHERN QUICK FACTS

Location: ..... Statesboro, Ga.  
 Founded: ..... 1906  
 Enrollment: ..... 20,212  
 Nickname: ..... Eagles  
 Colors: ..... Blue and White  
 President: ..... Dr. Brooks A. Keel  
 Director of athletics: ..... Tom Kleinlein  
 Stadium (capacity): ..... J.I. Clements Stadium (3,000)  
 Baseball office phone: ..... 912-478-2508  
 Press box phone: ..... 912-478-2508

Head coach: ..... Rodney Hennon  
 Alma mater (year): ..... Western Carolina (1993)  
 Record at GSU (years): ..... 473-310 (13)  
 Overall record (years): ..... 554-348-1 (15)  
 Baseball office phone: ..... 912-478-1350  
 Assistant coaches:  
 ..... B.J. Green (Alabama, 2002)  
 ..... Chris Moore (Western Carolina, 1999)  
 ..... Josh McDonald (Georgia Southwestern, 2006)

2012 record: ..... 33-27  
 Conference record (place): ..... 15-15 (6th)  
 Home: ..... 19-10  
 Away: ..... 11-16  
 Neutral: ..... 3-1  
 Letterwinners returning/lost: ..... 19/11  
 Position starters returning/lost: ..... 7/2  
 Weekend starting pitchers returning/lost: ..... 2/1  
 Newcomers: ..... 12

SoCon titles: ..... 5  
 SoCon Championship titles: ..... 5  
 Last SoCon Championship title: ..... 2011

Baseball contact: ..... Barrett Gilham  
 Email: ..... bgilham@georgiasouthern.edu  
 Office: ..... 912-478-5448  
 Cell: ..... 912-678-5051  
 Fax: ..... 912-478-0046  
 Website: ..... GSEagles.com

## 2013 EAGLES ROSTER

No.	Name	Pos.	B/T	Ht.	Wt.	Cl.	Hometown/Previous School
2	Stryker Brown	INF/OF	L/R	5-11	175	Jr.	Dalton, Ga./Dalton
3	Will Middour	RHP	R/R	5-10	200	Jr.	Atlanta, Ga./Lakeside
4	Arthur Owens	OF	R/R	5-9	180	R-Jr.	Fayetteville, Ga./Sandy Creek
5	Tyler Avera	INF	R/R	5-9	160	So.	Baxley, Ga./Appling County
6	Kyle Streicher	OF	R/R	6-0	160	R-Fr.	Grayson, Ga./Grayson
8	Justin Hess	RHP	R/R	6-2	205	Sr.	Panama City, Fla./Mosley
9	Zac Lenns	OF	R/R	6-0	195	So.	Hilton Head Island, S.C./Hilton Head Christian Academy
11	Cole Watson	INF	R/R	6-0	175	Fr.	Canton, Ga./Woodstock
12	Zach Schlosser	RHP	R/R	6-0	165	Fr.	Suwannee, Ga./Lambert
13	Brent Pugh	INF	R/R	6-0	185	Jr.	Atlanta, Ga./Wesleyan
14	Evan Challenger	LHP	L/L	6-1	175	Fr.	Mount Dora, Fla./Mount Dora
16	Casey Kicklighter	INF	R/R	5-10	190	So.	Jesup, Ga./Wayne County
17	Drew Johnson	LHP	L/L	6-0	175	Sr.	Peachtree City, Ga./Georgia Perimeter
18	Ben Morgan	INF	R/R	5-9	175	Jr.	Evans, Ga./Greenbrier
21	Hunter Thomas	OF	L/R	5-10	180	So.	Johns Creek, Ga./Chattahoochee
22	Jason Richman	LHP	L/L	6-3	205	Fr.	Alpharetta, Ga./Milton
23	Chase Griffin	C	R/R	6-0	190	So.	Leesburg, Ga./Lee County
24	Scooter Williams	OF	R/L	5-6	195	Sr.	Detroit, Mich./Detroit CMA
25	Michael McClellan	C	R/R	6-4	225	Fr.	Union Grove, Ga./McDonough
26	Chris Myers	RHP	R/R	6-4	195	Sr.	Gainesville, Fla./Oak Hall
27	Garren Palmer	INF	R/R	6-2	215	Jr.	Dalton, Ga./Dalton
29	Heath Durand	RHP	R/R	6-2	170	So.	Martinez, Ga./Lakeside
30	Kyle Rowe	RHP	R/R	6-1	185	Sr.	Valdosta, Ga./Santa Fe
31	Josh Stevenson	RHP	R/R	6-2	205	Sr.	Social Circle, Ga./Gordon
32	Sam Howard	LHP	L/L	6-3	170	So.	Cartersville, Ga./Cartersville
33	Teft Hill	OF	R/R	6-2	180	Fr.	Ft. Myers, Fla./Cypress Lake
34	Clint Taylor	RHP	R/R	6-3	210	R-Fr.	Eastman, Ga./Dodge County
35	Michael Wells	C	L/R	5-9	190	Jr.	Niceville, Fla./Gulf Coast CC
38	T.D. Davis	INF	R/R	6-4	235	Sr.	Evans, Ga./Georgia Perimeter
42	Johnny Blue Craig	OF	R/R	6-2	185	Fr.	Tallahassee, Fla./Amos P. Godby
44	Robbie Dodds	OF	R/R	5-10	207	Jr.	Mount Pleasant, S.C./Spartanburg Methodist
45	Matt McCall	RHP	R/R	6-3	190	R-So.	Valdosta, Ga./Mercer
46	Ryan Daiss	RHP	L/R	5-11	195	Fr.	Seymour, Conn./Shelton



Dr. Brooks A. Keel  
President



Tom Kleinlein  
Director of Athletics



Dr. Chris Geyerman  
Faculty Athletics Rep.



Cathy Beene  
Senior Woman Administrator



Barrett Gilham  
Baseball SID



## 2012 RESULTS (33-27, 15-15 SOCON; 6TH)

Date	Opponent	Result	Date	Opponent	Result
F17	UT MARTIN	W, 7-5	A10	KENNESAW STATE	W, 3-2
F18	UT MARTIN	W, 10-1	A11	at Jacksonville	W, 7-6
F19	UT MARTIN	W, 11-2	A13	APPALACHIAN STATE*	L, 1-5
F22	No. 10 GEORGIA TECH	L, 9-11	A14	APPALACHIAN STATE*W, 13-3	
F25	RADFORD	W, 7-6	A15	APPALACHIAN STATE* W, 7-6	
	RADFORD	W, 7-6 (11)	A17	at No. 1 Florida	L, 2-8
F26	RADFORD	L, 4-5	A20	at Indiana	L, 2-7
F28	MERCER	L, 4-12	A21	at Indiana	L, 0-3
M1	at North Florida	L, 5-8	A22	at Indiana	W, 9-1
M2	at North Florida	L, 4-7	A27	at The Citadel*	L, 1-4
M4	NORTH FLORIDA	L, 5-8	A28	at The Citadel*	W, 5-2
	NORTH FLORIDA	W, 9-5	A29	at The Citadel*	L, 7-8
M6	at Charleston Southern	W, 10-1	M2	CHARLESTON SO.	W, 2-1
M9	at Elon*	L, 3-4	M4	SAMFORD*	L, 4-5
M10	at Elon*	L, 2-7	M5	SAMFORD*	L, 5-6
M11	at Elon*	L, 6-7 (11)	M6	SAMFORD*	W, 3-2
M13	at No. 24 Wake Forest	L, 4-14	M11	WESTERN CAROLINA*	L, 0-4
M16	UNCG*	W, 8-3	M12	WESTERN CAROLINA* W, 16-4	
M17	UNCG*	L, 9-12	M13	WESTERN CAROLINA* W, 2-1	
M18	UNCG*	W, 6-5	M15	at Kennesaw State	W, 7-3
M20	JACKSONVILLE	W, 17-11	M18	at Wofford*	W, 7-4
M23	at Furman*	W, 7-3 (10)	M19	at Wofford*	L, 5-8
M24	at Furman*	L, 2-6		at Wofford*	L, 1-3
M25	at Furman*	L, 8-9	M23	vs. Elon&	W, 19-2
M27	at No. 21 Georgia Tech	W, 5-3	M24	vs. The Citadel&	W, 8-1
M28	at No. 21 Georgia Tech	L, 5-10	M26	vs. Elon&	W, 10-7
M30	COLL. OF CHARLESTON*	W, 4-2	M27	vs. Samford&	L, 6-9 (10)
M31	COLL. OF CHARLESTON*	L, 1-4			
A1	COLL. OF CHARLESTON*	W, 4-2			
A4	BETHUNE-COOKMAN	W, 8-6			
A6	at Davidson*	W, 8-3			
	at Davidson*	W, 6-3			
A7	at Davidson*	W, 7-6			

\* - Southern Conference game

&amp; - SoCon Tournament

(Fluor Field; Greenville, S.C.)

RODNEY HENNON  
HEAD COACH

Hometown: ..... Dalton, Ga.

Alma mater (year): Western Carolina (1993)

Head coaching career:

..... Western Carolina, 1998-99

..... Georgia Southern, 2000-present

Record at GSU (years): .....473-310 (13)

Career record (years): .....554-348-1 (15)



## J.I. CLEMENTS STADIUM

## 2012 STATISTICS

Batting	AVG	GP	GS	AB	R	H	2B	3B	HR	RBI	TB	SLG%	BB	HBP	SO	GDP	OB%	SF	SH	SB	ATT	PO	A	E	FLD%
Eric Phillips	.391	60	60	238	47	93	24	1	5	54	134	.563	25	11	15	8	.459	7	3	29	33	90	115	16	.928
Chase Griffin	.320	55	50	197	35	63	10	1	10	42	105	.533	22	7	49	3	.404	2	1	2	2	358	48	11	.974
T.D. Davis	.308	57	55	211	35	65	14	0	5	34	94	.445	21	3	44	2	.379	0	3	7	8	394	24	3	.993
Scotter Williams	.290	60	60	214	56	62	12	0	2	25	80	.374	38	14	49	2	.419	6	9	22	25	125	5	4	.970
Tyler Avera	.283	56	56	212	27	60	8	0	0	27	68	.321	20	6	26	8	.361	0	2	1	2	96	122	8	.965
Michael Burruss	.283	60	60	258	45	73	14	3	2	36	99	.384	19	2	23	7	.335	2	1	12	15	134	4	3	.979
Stryker Brown	.257	51	45	171	27	44	6	3	2	24	62	.363	14	2	34	2	.319	1	10	3	3	65	1	2	.971
Ben Morgan	.243	45	42	144	18	35	8	0	0	12	43	.299	9	8	25	7	.323	0	12	7	10	46	100	13	.918
Victor Roache	.412	6	6	17	6	7	0	0	2	5	13	.765	7	1	1	2	.600	0	0	0	0	11	1	0	1.000
Garren Palmer	.309	32	16	68	9	21	2	0	1	12	26	.382	12	6	17	2	.453	0	3	0	2	38	2	2	.952
Casey Kicklighter	.235	24	20	81	12	19	5	0	5	12	39	.481	5	0	28	4	.279	0	1	0	0	20	1	0	1.000
Hunter Thomas	.224	44	18	76	15	17	4	0	0	14	21	.276	14	1	32	0	.348	1	3	3	6	21	0	0	1.000
Brent Pugh	.220	41	26	91	15	20	1	0	0	10	21	.231	13	0	19	1	.314	1	7	2	3	42	41	1	.988
Zac Lenns	.208	36	12	53	12	11	0	0	0	3	11	.208	5	2	5	4	.300	0	2	0	1	34	1	0	1.000
Clint Clark	.184	27	12	38	4	7	2	0	0	1	9	.237	3	1	17	0	.262	0	1	0	0	100	9	2	.982
Nick Rau	.000	8	2	10	1	0	0	0	0	0	0	.000	1	1	3	2	.167	0	0	0	0	1	3	2	.667
<b>Totals</b>	<b>.287</b>	<b>60</b>	<b>60</b>	<b>2079</b>	<b>364</b>	<b>597</b>	<b>110</b>	<b>8</b>	<b>34</b>	<b>311</b>	<b>825</b>	<b>.397</b>	<b>228</b>	<b>65</b>	<b>387</b>	<b>54</b>	<b>.372</b>	<b>20</b>	<b>58</b>	<b>88</b>	<b>110</b>	<b>1596</b>	<b>566</b>	<b>73</b>	<b>.967</b>
<b>Opponents</b>	<b>.270</b>	<b>60</b>	<b>60</b>	<b>2067</b>	<b>311</b>	<b>558</b>	<b>85</b>	<b>12</b>	<b>41</b>	<b>276</b>	<b>790</b>	<b>.382</b>	<b>200</b>	<b>35</b>	<b>476</b>	<b>21</b>	<b>.341</b>	<b>21</b>	<b>35</b>	<b>128</b>	<b>152</b>	<b>1582</b>	<b>709</b>	<b>102</b>	<b>.957</b>
Pitching	ERA	W	L	APP	GS	CG	SHO	CBO	SV	IP	H	R	ER	BB	SO	2B	3B	HR	AB	B/Avg	WP	HBP	BK	SFA	SHA
Will Middour	3.60	3	3	15	11	0	0	0	0	60.0	56	33	24	20	36	12	1	5	223	.251	2	1	0	4	5
Justin Hess	3.76	5	3	17	14	0	0	0	0	79.0	85	39	33	24	85	9	3	4	313	.272	10	8	0	1	5
Chris Beck	3.91	6	7	17	16	4	0	0	1	103.2	117	56	45	29	115	15	3	11	406	.288	2	4	1	5	3
Jarret Leverett	2.81	4	2	30	1	0	0	0	7	51.1	35	17	16	17	58	7	2	3	180	.194	3	5	0	2	5
Heath Durand	4.15	1	1	13	2	0	0	0	0	21.2	19	12	10	6	10	4	0	2	79	.241	3	2	0	1	0
Kyle Rowe	4.41	6	2	25	3	0	0	0	6	51.0	40	26	25	25	53	5	2	1	192	.208	4	1	0	0	2
Sam Howard	5.11	3	1	13	3	0	0	0	0	24.2	30	15	14	14	22	3	0	4	98	.306	5	2	0	2	1
Jared Cheek	5.23	0	1	16	0	0	0	0	0	20.2	22	12	12	10	12	4	1	2	80	.275	2	1	0	0	0
Drew Johnson	5.23	1	1	19	0	0	0	0	0	20.2	23	16	12	6	17	3	0	2	80	.288	4	3	0	0	5
Taylor Burke	5.27	1	0	18	0	0	0	0	1	13.2	14	8	8	6	11	5	0	1	54	.259	2	1	1	0	0
Josh Adams	6.25	0	2	12	6	0	0	0	0	31.2	43	28	22	21	17	6	0	2	133	.323	12	1	0	4	2
Josh Stevenson	6.26	2	2	21	2	0	0	0	1	27.1	38	23	19	7	17	6	0	3	114	.333	0	1	0	1	6
Chris Myers	6.43	0	1	19	0	0	0	0	0	14.0	18	10	10	8	15	2	0	0	60	.300	3	2	1	1	1
Lucas Hart	9.82	1	1	6	2	0	0	0	0	11.0	16	14	12	6	8	4	0	1	48	.333	2	2	0	0	0
Ryan Lowrey	10.80	0	0	2	0	0	0	0	0	1.2	2	2	2	1	0	0	0	0	7	.286	1	1	0	0	0
<b>Totals</b>	<b>4.47</b>	<b>33</b>	<b>27</b>	<b>60</b>	<b>60</b>	<b>4</b>	<b>0</b>	<b>0</b>	<b>16</b>	<b>532.0</b>	<b>558</b>	<b>311</b>	<b>264</b>	<b>200</b>	<b>476</b>	<b>85</b>	<b>12</b>	<b>41</b>	<b>2067</b>	<b>.270</b>	<b>55</b>	<b>35</b>	<b>3</b>	<b>21</b>	<b>35</b>
<b>Opponents</b>	<b>5.15</b>	<b>27</b>	<b>33</b>	<b>60</b>	<b>60</b>	<b>3</b>	<b>2</b>	<b>0</b>	<b>13</b>	<b>527.1</b>	<b>597</b>	<b>364</b>	<b>302</b>	<b>228</b>	<b>387</b>	<b>110</b>	<b>8</b>	<b>34</b>	<b>2079</b>	<b>.287</b>	<b>47</b>	<b>65</b>	<b>5</b>	<b>20</b>	<b>58</b>

## 2013 SCHEDULE

Date	Opponent	Time
F15	ARMY	4 p.m.
F16	ARMY	1 p.m.
F17	ARMY	1 p.m.
F19	UNC ASHEVILLE	4 p.m.
F22	DAYTON	4 p.m.
F23	DAYTON	1 p.m.
F24	DAYTON	1 p.m.
M1	ALBANY	4 p.m.
M2	ALBANY	1 p.m.
M3	ALBANY	1 p.m.
M5	at East Carolina	5 p.m.
M8	MARIST	6 p.m.
M9	MARIST	1 p.m.
M10	MARIST	1 p.m.
M13	RHODE ISLAND	6 p.m.
M15	ELON*	6 p.m.
M16	ELON*	1 p.m.
M17	ELON*	1 p.m.
M19	at NC State	6 p.m.
M20	PRINCETON	6 p.m.
M22	at Wofford*	6 p.m.
M23	at Wofford*	3 p.m.
M24	at Wofford*	1 p.m.
M26	N.C. A&T*	6 p.m.
M28	GEORGIA SOUTHERN*	6 p.m.
M29	GEORGIA SOUTHERN*	6 p.m.
M30	GEORGIA SOUTHERN*	1 p.m.
A2	at Wake Forest	6 p.m.
A5	at Coll. of Charleston*	6 p.m.
A6	at Coll. of Charleston*	6 p.m.
A7	at Coll. of Charleston*	1 p.m.
A9	at Duke	6 p.m.
A12	APPALACHIAN STATE*	6 p.m.
A13	APPALACHIAN STATE*	1 p.m.
A14	APPALACHIAN STATE*	1 p.m.
A16	WAKE FOREST	6 p.m.
A19	at Davidson*	6 p.m.
A20	at Davidson*	2 p.m.
A21	at Davidson*	1 p.m.
A26	WESTERN CAROLINA*	6 p.m.
A27	WESTERN CAROLINA*	1 p.m.
A28	WESTERN CAROLINA*	1 p.m.
A30	N.C. A&T	6 p.m.
M3	at Samford*	7 p.m.
M4	at Samford*	3 p.m.
M5	at Samford*	2 p.m.
M8	N.C. CENTRAL	6 p.m.
M10	at Furman*	6 p.m.
M11	at Furman*	4 p.m.
M12	at Furman*	1 p.m.
M14	DUKE	6 p.m.
M16	THE CITADEL*	6 p.m.
M17	THE CITADEL*	6 p.m.
M18	THE CITADEL*	1 p.m.
M22-26 at SoCon Championship (Fluor Field; Greenville, S.C.)		
* - Southern Conference game		
% - NewBridge Bank Park (Greensboro, N.C.)		

## UNCG QUICK FACTS

Location: .....Greensboro, N.C.  
 Founded: .....1891  
 Enrollment: .....18,502  
 Nickname: .....Spartans  
 Colors: .....Blue and Gold  
 Chancellor: .....Dr. Linda P. Brady  
 Director of athletics: .....Kim Record  
 Stadium (capacity): .....UNCG Baseball Stadium (3,500)  
 Press box phone: .....336-334-5625

Head coach: .....Link Jarrett  
 Alma mater (year): .....Florida State (1994)  
 Record at UNCG (years): .....0-0 (First)  
 Overall record (years): .....0-0 (First)  
 Baseball office phone: .....336-334-3247  
 Assistant coaches:  
 .....Jerry Edwards (North Carolina Wesleyan, 1999)  
 .....Matt Boykin (Barton College, 2003)  
 .....Joey Holcomb (Huntingdon, 2006)

2012 record: .....25-27  
 Conference record (place): .....10-20 (9th)  
 Home: .....19-14  
 Away: .....5-13  
 Neutral: .....1-0  
 Letterwinners returning/lost: .....21/14  
 Position starters returning/lost: .....6/3  
 Weekend starting pitchers returning/lost: .....3/1  
 Newcomers: .....15

SoCon titles: .....1  
 SoCon Championship titles: .....0  
 Last SoCon Championship title: .....N/A

Baseball contact: .....Chip Welch  
 Email: .....chip.welch@uncg.edu  
 Office: .....336-334-5615  
 Cell: .....336-420-6342  
 Fax: .....336-334-3182  
 Website: .....UNCGSpartans.com

## 2013 SPARTANS ROSTER

No.	Name	Pos.	B/T	Ht.	Wt.	Cl.	Hometown/Previous School
1	Ray Crawford	INF	R/R	6-0	190	R-So.	Greensboro, N.C./Dudley
2	Benigno Marrero	INF	R/R	6-0	170	R-Fr.	Greensboro, N.C./Western Guilford
3	Richard Guile	INF	R/R	5-10	175	So.	Lebanon, N.J./North Hunterdon
4	Julian Abreu	OF	L/L	5-11	165	Fr.	Miami, Fla./Florida Christian
6	Brennen James	RHP	R/R	6-0	170	So.	Taylorsville, N.C./Alexander Central
7	Lee Gilliam	RHP	R/R	6-2	185	So.	Chapel Hill, N.C./Chapel Hill
8	Brandon Browne	LHP	L/L	6-2	185	So.	Hope Mills, N.C./Gray's Creek
9	TJ Spina	INF	R/R	6-2	190	Sr.	Newberry, Fla./Santa Fe
10	Lloyd Enzor	INF	R/R	6-3	215	Sr.	Whiteville, N.C./Southeastern CC
11	Chip Helton	RHP	R/R	5-10	170	R-Fr.	Bostic, N.C./East Rutherford
12	Dominique Vattuone	RHP	R/R	6-4	175	Sr.	Germantown, Md./Northwest
13	Nick Jones	RHP	R/R	6-5	195	R-Fr.	Woodstock, Ga./Etowah
14	Shawn Hendon	INF	R/R	6-1	190	Jr.	Bethesda, Md./Montgomery College
15	Corey Taylor	LHP	R/L	6-2	190	Sr.	Fallston, Md./Fallston
16	Dylan Thompson	RHP	R/R	6-2	175	Jr.	Snow Camp, N.C./Guilford Technical CC
17	Dylan Hathcock	LHP	L/L	6-3	190	Jr.	Tampa, Fla./Gaither
18	Jake Hall	C	R/R	6-2	195	Fr.	Asheboro, N.C./Southwestern Randolph
20	Zach Leach	OF	R/R	6-2	185	Sr.	Herndon, Va./Herndon
21	Christian Wolfe	OF	L/L	6-2	185	Sr.	Bel Air, Md./John Carroll
22	Max Povse	RHP	R/R	6-7	210	So.	Cary, N.C./Green Hope
23	Zac MacAneney	OF	L/L	5-9	190	R-So.	Gibsonville, N.C./Western Alamance
24	Nick Chapman	OF	L/R	6-1	175	So.	Morganton, N.C./Patton
25	Blair Betts	LHP	L/L	6-1	195	R-So.	Cary, N.C./Athens Drive
26	Ryan Clark	1B/RHP	R/R	6-4	200	Fr.	Johnson City, N.Y./Johnson City
27	Tyler Frazier	RHP	R/R	6-3	185	So.	Fairfax Station, Va./South County
28	Caleb Henley	LHP	L/L	6-7	240	R-So.	Salisbury, N.C./East Rowan
29	Joe Hager	OF	L/R	6-1	195	R-So.	Charlotte, N.C./Myers Park
30	Cambric Moye	C	R/R	6-1	185	Jr.	Goldsboro, N.C./Eastern Wayne
31	TJ Wharton	C	R/R	5-11	195	So.	Lutz, Fla./Bishop McLaughlin
32	Adam Anderson	LHP	R/L	5-11	200	Fr.	Georgetown, Ontario/Christ the King Catholic
33	Trevor Edwards	C/INF	L/R	6-3	215	Sr.	Toronto, Ontario/Taddle Creek Academy
34	Eric Kalbfleisch	OF/1B	L/L	6-2	180	So.	Pilot Mountain, N.C./North Stokes
35	Cole Harrison	OF	R/R	6-3	215	R-Jr.	Key West, Fla./Key West
36	Colby Dishmond	RHP	R/R	6-4	205	Fr.	Statesville, N.C./South Iredell
38	Sean Guite	INF	R/R	6-1	175	Jr.	Huntington Beach, Calif./Irvine Valley College
44	Adam Boghosian	RHP	R/R	6-1	185	So.	Cary, N.C./Green Hope



Dr. Linda P. Brady  
Chancellor



Kim Record  
Director of Athletics



Dr. Terry Ackerman  
Faculty Athletics Rep.



Jody Smith  
Senior Woman Administrator



Chip Welch  
Baseball SID



## 2012 RESULTS (25-27, 10-20 SOCON; 9TH)

Date	Opponent	Result	Date	Opponent	Result
F17	DELAWARE STATE	W, 13-0	A15	at The Citadel*	L, 7-8
F18	DELAWARE STATE	W, 5-4	A17	WAKE FOREST	L, 2-10
	DELAWARE STATE	W, 13-1	A20	DAVIDSON*	L, 5-7
F21	UNC ASHEVILLE	W, 13-5	A21	DAVIDSON*	W, 4-2
F24	PENN STATE	W, 10-7		DAVIDSON*	W, 8-6
F25	PENN STATE	W, 8-3	A24	at No. 10 North Carolina	W, 8-4
F26	PENN STATE	W, 6-0	A27	at Elon*	L, 4-6
M2	RADFORD	L, 3-7	A28	at Elon*	L, 2-10
M3	RADFORD	W, 7-4	A29	at Elon*	L, 1-3 (10)
M4	RADFORD	L, 3-7	M4	at Appalachian State*	L, 7-8
M6	EASTERN KENTUCKY	W, 7-5	M5	at Appalachian State*	L, 4-5
M7	E. KENTUCKY	L, 5-6 (10)	M6	at Appalachian State*	W, 10-8
M9	SAMFORD*	W, 4-3	M11	WOFFORD*	L, 4-7
M10	SAMFORD*	L, 2-8	M12	WOFFORD*	W, 10-5
M11	SAMFORD*	L, 1-10	M13	WOFFORD*	W, 8-7
M13	No. 5 NORTH CAROLINA	L, 1-5	M15	No. 13 NC STATE	L, 0-7
M16	at Georgia Southern*	L, 3-8	M17	COLL. OF CHARLESTON*	L, 6-11
M17	at Georgia Southern*	W, 12-9	M18	COLL. OF CHARLESTON*	W, 10-8
M18	at Georgia Southern*	L, 5-6	M19	COLL. OF CHARLESTON*	L, 4-10
M21	PRINCETON	W, 6-3			
M24	at Western Carolina*	L, 2-16			
	at Western Carolina*	L, 5-6 (11)			
M25	at Western Carolina*	W, 5-1			
M28	vs. N.C. A&T %	W, 7-4			
M30	FURMAN*	L, 3-11			
M31	FURMAN*	L, 8-9			
A1	FURMAN*	W, 9-4			
A6	PRESBYTERIAN	W, 7-6 (10)			
	PRESBYTERIAN	L, 2-5			
A7	PRESBYTERIAN	W, 4-1			
A10	at Duke	W, 4-3			
A13	at The Citadel*	L, 0-3			
A14	at The Citadel*	L, 4-5			

\* - Southern Conference game

% - NewBridge Bank Park

LINK JARRETT  
HEAD COACH

Hometown: .....Tallahassee, Fla.

Alma mater (year): .....Florida State (1994)

Head coaching career:

.....UNCG, 2013-present

Record at UNCG (years): .....0-0 (First)

Career record (years): .....0-0 (First)



UNCG BASEBALL STADIUM

## 2012 STATISTICS

Batting	AVG	GP	GS	AB	R	H	2B	3B	HR	RBI	TB	SLG%	BB	HBP	SO	GDP	OB%	SF	SH	SB	ATT	PO	A	E	FLD%
Kris Richards	.342	50	50	184	34	63	15	0	5	28	93	.505	17	2	32	2	.402	1	10	8	9	115	136	11	.958
Zach Leach	.315	48	39	165	29	52	8	4	2	28	74	.448	18	1	26	3	.384	1	9	6	8	75	0	3	.962
Christian Wolfe	.291	47	43	148	22	43	5	2	1	22	55	.372	21	1	32	1	.374	4	10	5	5	80	3	1	.988
Bobby Martin	.290	35	34	131	28	38	2	1	0	15	42	.321	18	7	21	2	.404	0	10	14	15	107	3	0	1.000
Trevor Edwards	.289	51	47	187	33	54	12	2	14	35	112	.599	23	7	36	5	.385	1	3	0	0	126	12	0	1.000
Lloyd Enzor	.288	52	50	208	28	60	11	2	5	39	90	.433	9	3	34	2	.321	4	0	0	0	394	15	6	.986
Thomas Troelstrup	.278	52	52	205	30	57	14	1	5	39	88	.429	21	1	26	5	.346	1	8	1	1	33	92	14	.899
TJ Spina	.240	51	51	171	23	41	8	0	2	13	55	.322	19	5	33	3	.328	3	8	1	4	62	115	16	.917
Ricky Guile	.500	7	0	4	4	2	0	0	0	0	2	.500	1	0	1	0	.600	0	0	0	0	1	3	1	.800
Cambric Moyer	.270	38	34	100	17	27	3	0	3	13	39	.390	23	2	29	0	.413	1	14	1	2	203	30	5	.979
Tino Leite	.250	19	5	28	5	7	1	0	0	2	8	.286	2	0	9	1	.300	0	1	0	0	13	18	0	1.000
Cole Harrison	.246	33	13	65	16	16	3	3	0	9	25	.385	4	2	19	0	.310	0	4	2	2	52	1	1	.981
Eric Kalbfleisch	.242	16	12	33	5	8	0	0	1	4	11	.333	5	0	13	1	.342	0	1	0	0	9	4	0	1.000
Nick Chapman	.241	36	26	83	13	20	3	1	0	9	25	.301	13	1	23	0	.351	0	3	1	2	58	6	1	.985
Andrew Spleth	.195	21	8	41	3	8	0	0	1	4	11	.268	4	0	13	1	.267	0	0	0	0	38	0	0	1.000
TJ Wharton	.174	14	4	23	1	4	0	0	0	1	4	.174	2	1	5	0	.269	0	0	0	0	3	0	0	1.000
<b>Totals</b>	<b>.282</b>	<b>52</b>	<b>52</b>	<b>1776</b>	<b>291</b>	<b>500</b>	<b>85</b>	<b>16</b>	<b>39</b>	<b>261</b>	<b>734</b>	<b>.413</b>	<b>200</b>	<b>33</b>	<b>352</b>	<b>26</b>	<b>.362</b>	<b>16</b>	<b>81</b>	<b>39</b>	<b>48</b>	<b>1384</b>	<b>510</b>	<b>65</b>	<b>.967</b>
<b>Opponents</b>	<b>.263</b>	<b>52</b>	<b>52</b>	<b>1790</b>	<b>307</b>	<b>471</b>	<b>77</b>	<b>14</b>	<b>29</b>	<b>275</b>	<b>663</b>	<b>.370</b>	<b>236</b>	<b>39</b>	<b>324</b>	<b>20</b>	<b>.357</b>	<b>23</b>	<b>34</b>	<b>62</b>	<b>90</b>	<b>1362</b>	<b>518</b>	<b>91</b>	<b>.954</b>

Pitching	ERA	W	L	APP	GS	CG	SHO	CBO	SV	IP	H	R	ER	BB	SO	2B	3B	HR	AB	B/Avg	WP	HBP	BK	SFA	SHA
Dylan Hathcock	3.32	4	4	21	7	0	0	0	2	59.2	57	31	22	20	32	8	1	5	229	.249	1	2	3	4	1
Tyler Hollstegge	3.75	6	6	17	9	0	0	1	0	60.0	68	32	25	26	37	11	3	4	237	.287	7	4	0	2	4
Corey Taylor	4.27	3	2	17	9	0	0	0	1	59.0	58	30	28	19	47	10	0	3	227	.256	4	6	0	0	9
Max Povse	6.55	2	6	15	14	0	0	1	0	57.2	61	48	42	30	47	13	3	4	228	.268	6	7	0	5	0
Brennen James	3.86	1	3	23	1	0	0	2	4	32.2	25	21	14	20	14	4	0	2	122	.205	4	2	0	2	1
Zach Furl	4.03	3	0	30	0	0	0	0	2	22.1	18	10	10	11	19	2	0	1	84	.214	1	0	1	1	1
Eric Kalbfleisch	4.15	1	0	10	0	0	0	1	0	13.0	11	7	6	12	10	2	0	0	48	.229	6	0	0	0	1
Jonathan Jones	4.18	1	0	28	1	0	0	0	1	28.0	24	14	13	21	21	5	2	1	103	.233	5	1	0	2	2
Lee Gilliam	4.71	2	3	20	6	0	0	1	1	49.2	55	29	26	20	38	7	4	3	195	.282	3	2	1	2	7
Adam Boghosian	5.81	0	2	16	3	0	0	1	0	26.1	28	21	17	16	15	3	0	3	100	.280	7	5	1	4	3
Pete Schultz	6.75	0	0	4	0	0	0	0	0	4.0	8	3	3	2	1	3	0	0	18	.444	2	0	0	0	0
Dominique Vattuon	8.87	2	1	17	1	0	0	0	0	23.1	25	26	23	16	23	2	1	1	94	.266	3	6	0	0	1
Wes McBride	9.49	0	0	14	0	0	0	0	0	12.1	17	17	13	6	9	4	0	0	48	.354	1	4	0	1	2
Tyler Frazier	10.12	0	0	12	1	0	0	1	0	13.1	16	18	15	17	11	3	0	2	57	.281	3	0	1	0	2
<b>Totals</b>	<b>4.99</b>	<b>25</b>	<b>27</b>	<b>52</b>	<b>52</b>	<b>0</b>	<b>2</b>	<b>2</b>	<b>11</b>	<b>461.1</b>	<b>471</b>	<b>307</b>	<b>256</b>	<b>236</b>	<b>324</b>	<b>77</b>	<b>14</b>	<b>29</b>	<b>1790</b>	<b>.263</b>	<b>53</b>	<b>39</b>	<b>7</b>	<b>23</b>	<b>34</b>
<b>Opponents</b>	<b>4.58</b>	<b>27</b>	<b>25</b>	<b>52</b>	<b>52</b>	<b>3</b>	<b>2</b>	<b>1</b>	<b>9</b>	<b>454.0</b>	<b>500</b>	<b>291</b>	<b>231</b>	<b>200</b>	<b>352</b>	<b>85</b>	<b>16</b>	<b>39</b>	<b>1776</b>	<b>.282</b>	<b>40</b>	<b>33</b>	<b>5</b>	<b>16</b>	<b>81</b>

## 2013 SCHEDULE

Date	Opponent	Time
F15	YOUNGSTOWN ST. (DH)	3:30 p.m.
F16	YOUNGSTOWN STATE	2 p.m.
F17	YOUNGSTOWN STATE	2 p.m.
F19	ALABAMA A&M	7 p.m.
F22	vs. Purdue%	3:30 p.m.
F23	at Mississippi State%	4 p.m.
F24	vs. Purdue%	12 p.m.
F24	at Mississippi State%	4 p.m.
F26	at Alabama	7:05 p.m.
M1	PURDUE	7 p.m.
M2	PURDUE	3 p.m.
M3	PURDUE	2 p.m.
M5	TROY	7 p.m.
M6	at Alabama A&M	4:30 p.m.
M8	at The Citadel*	6 p.m.
M9	at The Citadel*	2 p.m.
M10	at The Citadel*	1 p.m.
M12	JACKSONVILLE STATE	7 p.m.
M15	GEORGIA SOUTHERN*	7 p.m.
M16	GEORGIA SOUTHERN*	3 p.m.
M17	GEORGIA SOUTHERN*	2 p.m.
M19	ALABAMA	7 p.m.
M22	at Furman*	6 p.m.
M23	at Furman*	4 p.m.
M24	at Furman*	1 p.m.
M29	COLL. OF CHARLESTON*	7 p.m.
M30	COLL. OF CHARLESTON*(DH)	3 p.m.
A2	at Jacksonville State	7:30 p.m.
A5	WOFFORD*	7 p.m.
A6	WOFFORD*	3 p.m.
A7	WOFFORD*	2 p.m.
A9	UAB	7 p.m.
A12	at Western Carolina*	5 p.m.
A13	at Western Carolina*	2 p.m.
A14	at Western Carolina*	1 p.m.
A16	AUBURN	7 p.m.
A19	ARK.-PINE BLUFF	7 p.m.
A20	ARK.-PINE BLUFF	3 p.m.
A21	ARK.-PINE BLUFF	2 p.m.
A23	at Troy	7 p.m.
A26	at Appalachian State*	6:30 p.m.
A27	at Appalachian State*	3 p.m.
A28	at Appalachian State*	1 p.m.
A30	at UAB	7:30 p.m.
M3	UNCG*	7 p.m.
M4	UNCG*	3 p.m.
M5	UNCG*	2 p.m.
M8	at Auburn	7 p.m.
M10	at Elon*	6:30 p.m.
M11	at Elon*	4 p.m.
M12	at Elon*	1:30 p.m.
M16	DAVIDSON*(DH)	5 p.m.
M17	DAVIDSON*	7 p.m.
M22-26 at SoCon Championship (Fluor Field; Greenville, S.C.)		
All times Eastern		
* - Southern Conference game		
% - Diamond Classic (Starkville, Miss.)		

## SAMFORD QUICK FACTS

Location: .....Birmingham, Ala.  
 Founded: .....1841  
 Enrollment: .....4,715  
 Nickname: .....Bulldogs  
 Colors: .....Red and Blue  
 President: .....Dr. Andrew Westmoreland  
 Director of athletics: .....Martin Newton  
 Stadium (capacity): .....Joe Lee Griffin Field (1,000)  
 Baseball office phone: .....205-726-4167

Head coach: .....Casey Dunn  
 Alma mater (year): .....Auburn (1999)  
 Record at Samford (years): .....245-218 (8)  
 Overall record (years): .....245-218 (8)  
 Baseball office phone: .....205-726-2134  
 Assistant coaches:  
 .....Tony David (South Alabama, 1996)  
 .....Mick Fieldbinder (Montevallo, 1996)  
 .....Matthew Addison (Mississippi College)

2012 record: .....41-23  
 Conference record (place): .....19-11 (4th)  
 Home: .....18-10  
 Away: .....18-13  
 Neutral: .....5-0  
 Letterwinners returning/lost: .....20/15  
 Position starters returning/lost: .....5/3  
 Starting pitchers returning/lost: .....0/3  
 Newcomers: .....18

SoCon titles: .....0  
 SoCon Championship titles: .....1  
 Last SoCon Championship title: .....2012

Baseball contact: .....Joey Mullins  
 Email: .....jmmull1@samford.edu  
 Office: .....205-726-2799  
 Cell: .....205-532-3477  
 Fax: .....205-726-2132  
 Website: .....SamfordSports.com

## 2013 BULLDOGS ROSTER

No.	Name	Pos.	B/T	Ht.	Wt.	Cl.	Hometown/Previous School
1	Arthur Strauss	RHP	R/R	6-0	192	Sr.	Birmingham, Ala./Spain Park
2	Parker Curry	RHP/IF	R/R	5-9	155	Fr.	Pelham, Ala./Pelham
3	Jared Watson	C	R/R	5-10	185	R-Fr.	Jacksonville, Fla./Episcopal
5	Caleb Bryson	OF/1B	R/R	6-1	205	Jr.	Thomasville, Ga./Middle Georgia CC
6	Phillip Ervin	RHP/OF	R/R	5-10	205	Jr.	Leroy, Ala./Leroy
7	Zeth Stone	IF	L/R	5-10	184	Sr.	Chattanooga, Tenn./Chattanooga State
8	Tyler Filliben	IF	R/R	6-2	197	Jr.	South Miami, Fla./Christopher Columbus
9	Damon Waller	Util.	R/R	6-2	228	R-Fr.	Atlanta, Ga./Woodward Acad.
10	Austin Allison	IF	R/R	5-9	160	R-Sr.	Phenix City, Ala./Glenwood Academy
11	Christiaan Durdaller	OF	R/R	6-3	206	R-Sr.	Marietta, Ga./N.W. Florida CC
12	Cole Limbaugh	RHP	R/R	6-3	203	So.	Childersburg, Ala./Childersburg
13	Richard Greene	C	R/R	6-4	186	Fr.	Birmingham, Ala./Oak Mountain
14	Phillip Flach	RHP/IF	R/R	5-11	176	R-Fr.	Homewood, Ala./Homewood
15	Brandon Haarer	OF	R/R	6-1	227	R-Fr.	Sarasota, Fla./Sarasota
16	Danny Rodriguez	SS	L/R	5-10	182	Fr.	Miami, Fla./Doral Academy
17	C.K. Irby	RHP	R/R	6-2	200	Jr.	Florence, Ala./Mars Hill Bible School
18	Will Davis	OF	L/L	5-7	192	Fr.	Oxford, Ala./Oxford
19	Anthony Gonzalez	3B/SS	R/R	5-8	171	Fr.	Miami, Fla./Westminster Christian Academy
21	Patrick Maronde	RHP	R/R	6-2	191	R-So.	Lexington, Ky./Coastal Carolina
22	Tommy Corbin	IF	R/R	6-0	204	Sr.	College Park, Ga./Woodward Academy
23	Andres Garcia	RHP	R/R	6-3	232	So.	Miami, Fla./Christopher Columbus
24	Alex Milazzo	RHP	R/R	6-2	180	Jr.	Birmingham, Ala./Shelton State CC
28	Mark Donham	RHP	R/R	6-4	206	R-So.	Tequesta, Fla./Jupiter
29	Frankie Navarrete	SS	R/R	5-8	140	Fr.	Miami, Fla./Columbus
30	Sean Handlan	LHP	L/L	5-11	221	Sr.	Snellville, Ga./South Gwinnett
32	Brandon Powell	OF	L/L	6-0	190	Jr.	Houston, Texas/Second Baptist
33	Patrick McGavin	LHP/1B	L/L	6-1	208	Jr.	Spanish Fort, Ala./N.W. Florida CC
34	Eric Wright	LHP	L/L	6-4	215	Jr.	Sarasota, Fla./Seminole CC
36	Charles Terry	RHP	R/R	6-2	213	Jr.	Birmingham, Ala./Mountain Brook
38	Drew McWhorter	C	R/R	5-8	204	Sr.	Duluth, Ga./Middle Georgia College
39	Luke Leeth	LHP	L/L	5-10	183	R-Fr.	Huntsville, Ala./Huntsville
42	Sam Few	1B	R/R	6-4	235	R-Fr.	Augusta, Ga./Aquinas
43	Devyn Traglia	RHP	R/R	5-11	170	Fr.	Florence, Ala./Shoals Christian
45	Gardner Heaner	IF	R/R	5-11	218	R-Fr.	Atlanta, Ga./Wesleyan School
	Michael Goss	C	R/R	6-2	190	Fr.	Cartersville, Ga./Cartersville
	Meade Kendrick	IF	R/R	5-11	180	Fr.	Memphis, Tenn./Houston HS
	Tripp Martin	IF	R/R	6-1	214	Jr.	Pelham, Ala./Coastal Carolina
	Jalen Spraggins	OF	R/R	5-8	185	Fr.	Montgomery, Ala./Lamp



Dr. Andrew Westmoreland  
President



Martin Newton  
Director of Athletics



Dr. Chris Metress  
Faculty Athletics Rep.



Michelle Durban  
Senior Woman Administrator



Joey Mullins  
Baseball SID



## 2012 RESULTS (41-23, 19-11 SOCON; 4TH)

Date	Opponent	Result	Date	Opponent	Result
F17	RADFORD	W, 4-2	A14	at College of Charleston*	W, 5-3
F18	RADFORD	L, 4-7	A15	at College of Charleston*	L, 5-10
F19	RADFORD	W, 12-2 (7)	A18	UAB	W, 11-0
F21	ALABAMA A&M	W, 19-0 (7)	A20	WESTERN CAROLINA*	W, 6-3
F22	at Jacksonville State	W, 12-4	A21	WESTERN CAROLINA*	W, 4-2
F24	at South Alabama	L, 4-9	A22	WESTERN CAROLINA*	W, 10-9
F25	at South Alabama	W, 9-8	A24	ALABAMA	L, 4-5
F26	at South Alabama	W, 8-7	A25	at UAB	W, 9-2
F28	at Troy	L, 6-13	A27	at Davidson*	W, 16-6
M3	PENN STATE	L, 4-7	A28	at Davidson*	W, 5-3
M4	PENN STATE	W, 4-1	A29	at Davidson*	W, 15-6
M5	PENN STATE	W, 7-3	M1	TROY	W, 15-4
M7	JACKSONVILLE STATE	W, 5-2	M4	at Georgia Southern*	W, 5-4
M9	at UNCG*	L, 3-4	M5	at Georgia Southern*	W, 6-5
M10	at UNCG*	W, 8-2	M6	at Georgia Southern*	L, 2-3
M11	at UNCG*	W, 10-1	M12	APPALACHIAN STATE*	L, 4-7
M14	at Alabama	L, 5-6		APPALACHIAN STATE*	W, 4-2
M16	FURMAN*	L, 2-3	M13	APPALACHIAN STATE*	L, 7-9
M17	FURMAN*	W, 11-1	M15	No. 3 FLORIDA	W, 12-7
M18	FURMAN*	W, 4-1	M17	at No. 24 Oklahoma	W, 4-2
M20	at No. 1 Florida	L, 3-5	M18	at No. 24 Oklahoma	L, 2-6
M23	at Wofford*	W, 5-0	M19	at No. 24 Oklahoma	L, 3-13
M24	at Wofford*	W, 11-10	M23	vs. Western Carolina&	W, 7-0
M25	at Wofford*	W, 11-4	M24	vs. Appalachian State&	W, 12-7
M27	AUBURN	W, 8-5	M26	at Furman&	W, 12-2
M31	ELON*	L, 4-7	M27	vs. Georgia Southern&	W, 9-6 (10)
	ELON*	L, 3-5 (18)	J1	vs. No. 17 Mississippi St.%	W, 5-0
A1	ELON*	L, 5-7	J2	at No. 3 Florida State%	L, 1-8
A3	at Alabama A&M	W, 7-3	J3	vs. No. 17 Mississippi St.%	W, 3-2
A6	THE CITADEL*	W, 10-5		at No. 3 Florida State%	L, 2-5
	THE CITADEL*	W, 11-3	* - Southern Conference game		
A7	THE CITADEL*	L, 4-5	& - SoCon Tournament		
A10	at Auburn	L, 5-7	(Fluor Field; Greenville, S.C.)		
A13	at College of Charleston*	L, 3-7	% - NCAA Regional (Tallahassee, Fla.)		

CASEY DUNN  
HEAD COACH

Hometown: .....Birmingham, Ala.

Alma mater (year): .....Auburn (1999)

Head coaching career:

.....Samford, 2005-present

Record at SAM (years): .....245-218 (8)

Career record (years): .....245-218 (8)



JOE LEE GRIFFIN FIELD

## 2012 STATISTICS

Batting	AVG	GP	GS	AB	R	H	2B	3B	HR	RBI	TB	SLG%	BB	HBP	SO	GDP	OB%	SF	SH	SB	ATT	PO	A	E	FLD%
Saxon Butler	.340	64	64	259	55	88	14	1	15	61	149	.575	31	11	40	6	.429	2	2	1	2	606	33	11	.983
C.K. Irby	.340	56	53	215	28	73	14	4	5	49	110	.512	16	2	36	5	.384	4	4	4	5	2	7	0	1.000
Phillip Ervin	.327	64	64	260	55	85	18	1	10	52	135	.519	23	13	39	5	.406	2	0	16	21	155	1	5	.969
Zeth Stone	.321	64	64	262	57	84	14	4	1	33	109	.416	32	6	30	4	.403	3	8	8	12	77	140	23	.904
Brad Moss	.321	63	63	234	48	75	9	0	2	44	90	.385	44	4	32	2	.433	2	15	4	7	471	63	12	.978
Brandon Miller	.301	63	63	246	58	74	17	0	23	65	160	.650	37	4	52	5	.395	4	0	1	4	133	8	3	.979
Austin Allison	.292	60	60	202	44	59	12	2	1	30	78	.386	17	9	38	2	.368	3	10	6	8	61	171	14	.943
Christiaan Durdal	.265	50	48	166	37	44	12	2	5	21	75	.452	14	12	40	6	.361	2	1	3	4	84	6	0	1.000
Tommy Corbin	.259	59	52	185	25	48	4	0	1	24	55	.297	20	8	37	2	.353	2	9	1	2	44	101	12	.924
Matt Frederick	.368	33	1	19	7	7	1	0	0	1	8	.421	2	0	10	0	.429	0	0	1	1	10	0	0	1.000
Tyler Filliben	.250	31	16	52	5	13	1	0	0	4	14	.269	8	4	9	1	.385	1	2	1	2	17	29	6	.885
Brandon Powell	.206	13	8	34	6	7	1	0	2	6	14	.412	1	0	9	0	.229	0	0	1	1	15	0	0	1.000
Kevin Putkonen	.198	34	18	81	10	16	2	0	1	9	21	.259	5	0	11	1	.241	1	2	2	3	16	0	0	1.000
Caleb Dugas	.059	9	2	17	1	1	1	0	0	0	2	.118	1	0	5	0	.111	0	0	0	1	0	9	0	1.000
<b>Totals</b>	<b>.302</b>	<b>64</b>	<b>64</b>	<b>2232</b>	<b>436</b>	<b>674</b>	<b>120</b>	<b>14</b>	<b>66</b>	<b>399</b>	<b>1020</b>	<b>.457</b>	<b>251</b>	<b>73</b>	<b>388</b>	<b>39</b>	<b>.387</b>	<b>26</b>	<b>53</b>	<b>49</b>	<b>73</b>	<b>1711</b>	<b>663</b>	<b>95</b>	<b>.962</b>
<b>Opponents</b>	<b>.249</b>	<b>64</b>	<b>64</b>	<b>2186</b>	<b>297</b>	<b>544</b>	<b>96</b>	<b>13</b>	<b>27</b>	<b>265</b>	<b>747</b>	<b>.342</b>	<b>225</b>	<b>56</b>	<b>491</b>	<b>29</b>	<b>.332</b>	<b>20</b>	<b>49</b>	<b>46</b>	<b>65</b>	<b>1685</b>	<b>642</b>	<b>78</b>	<b>.968</b>

Pitching	ERA	W	L	APP	GS	CG	SHO	CBO	SV	IP	H	R	ER	BB	SO	2B	3B	HR	AB	B/Avg	WP	HBP	BK	SFA	SHA
Josh Martin	3.35	12	2	17	17	1	0	1	0	110.0	111	50	41	34	95	25	4	5	426	.261	8	9	0	2	11
Charles Basford	3.65	10	2	16	16	2	0	1	0	106.0	106	54	43	30	58	26	1	5	413	.257	5	10	0	3	7
Kyle Putkonen	5.29	3	5	16	15	1	0	1	0	78.1	100	55	46	27	64	11	2	4	321	.312	5	4	1	3	10
Charles Terry	0.00	0	0	7	0	0	0	2	0	9.2	2	0	0	11	11	1	0	0	30	.067	2	1	0	1	0
Taylor Hammond	0.87	0	0	17	1	0	0	1	1	10.1	3	1	1	4	6	0	0	0	33	.091	2	1	0	0	0
Joseph Burns	1.64	4	1	29	1	0	0	1	1	38.1	20	12	7	8	39	5	0	2	137	.146	1	5	1	2	1
C.K. Irby	2.06	5	2	30	4	0	0	1	10	39.1	26	11	9	13	32	4	1	1	134	.194	3	2	0	3	6
Michael Gunter	2.18	1	2	25	0	0	0	1	0	33.0	23	11	8	13	43	6	1	0	119	.193	0	4	0	0	2
Tyler Vanderheide	3.34	1	1	29	0	0	0	2	1	29.2	26	12	11	16	30	4	1	0	106	.245	3	7	0	1	4
Gil Walker	3.65	1	2	14	1	0	0	2	0	24.2	31	13	10	8	17	4	0	2	105	.295	0	2	0	2	1
Andres Gracia	4.37	2	0	14	2	0	0	0	0	22.2	33	16	11	6	11	4	2	3	96	.344	0	2	0	3	0
Arthur Strauss	4.96	0	1	20	0	0	0	1	2	16.1	15	10	9	16	18	1	0	1	65	.231	1	1	1	0	0
Lex Rutledge	6.81	1	4	25	3	0	0	1	2	35.2	31	32	27	24	52	3	0	0	136	.228	8	4	3	0	5
Cole Limbaugh	9.00	1	1	7	4	0	0	1	0	14.0	15	16	14	11	12	1	0	4	56	.268	4	3	0	0	2
Sean Handlan	15.43	0	0	6	0	0	0	1	0	2.1	2	4	4	4	3	1	1	0	9	.222	0	1	0	0	0
<b>Totals</b>	<b>3.77</b>	<b>41</b>	<b>23</b>	<b>64</b>	<b>64</b>	<b>4</b>	<b>5</b>	<b>5</b>	<b>17</b>	<b>570.1</b>	<b>544</b>	<b>297</b>	<b>239</b>	<b>225</b>	<b>491</b>	<b>96</b>	<b>13</b>	<b>27</b>	<b>2186</b>	<b>.249</b>	<b>42</b>	<b>56</b>	<b>6</b>	<b>20</b>	<b>49</b>
<b>Opponents</b>	<b>6.06</b>	<b>23</b>	<b>41</b>	<b>64</b>	<b>64</b>	<b>0</b>	<b>0</b>	<b>0</b>	<b>13</b>	<b>561.2</b>	<b>674</b>	<b>436</b>	<b>378</b>	<b>251</b>	<b>388</b>	<b>120</b>	<b>14</b>	<b>66</b>	<b>2232</b>	<b>.302</b>	<b>66</b>	<b>73</b>	<b>6</b>	<b>26</b>	<b>53</b>

## 2013 SCHEDULE

Date	Opponent	Time
F15	WASHINGTON STATE	4 p.m.
F16	WASHINGTON STATE	2 p.m.
F17	WASHINGTON STATE	12 p.m.
F19	WAKE FOREST	4 p.m.
F22	vs. Michigan State%	1 p.m.
F23	vs. Miami (Ohio)%	10 a.m.
F24	vs. Cincinnati%	3 p.m.
F26	LONGWOOD	4 p.m.
F27	LONGWOOD	4 p.m.
M2	HOFSTRA (DH)	12 p.m.
M3	HOFSTRA	12 p.m.
M5	at Georgia	5 p.m.
M8	at Davidson*	6 p.m.
M9	at Davidson*	2 p.m.
M10	at Davidson*	1 p.m.
M13	EASTERN KENTUCKY	5 p.m.
M15	at Coll. of Charleston*	6 p.m.
M16	at Coll. of Charleston*	2 p.m.
M17	at Coll. of Charleston*	1 p.m.
M20	at Tennessee	6 p.m.
M22	ELON*	5 p.m.
M23	ELON*	2 p.m.
M24	ELON*	1 p.m.
M26	at Wake Forest	6 p.m.
M27	at Gardner-Webb	5 p.m.
M29	THE CITADEL*	5 p.m.
M30	THE CITADEL*	2 p.m.
M31	THE CITADEL*	1 p.m.
A2	UNC ASHEVILLE	5 p.m.
A3	UNC ASHEVILLE	3 p.m.
A5	at Furman*	6 p.m.
A6	at Furman*	4 p.m.
A7	at Furman*	1 p.m.
A9	CLEMSON	6 p.m.
A12	SAMFORD*	5 p.m.
A13	SAMFORD*	2 p.m.
A14	SAMFORD*	1 p.m.
A17	GARDNER-WEBB	5 p.m.
A19	GEORGIA SOUTHERN*	5 p.m.
A20	GEORGIA SOUTHERN*	2 p.m.
A21	GEORGIA SOUTHERN*	1 p.m.
A23	KENNESAW STATE	5 p.m.
A24	at Clemson	6:30 p.m.
A26	at UNCG*	6 p.m.
A27	at UNCG*	2 p.m.
A28	at UNCG*	1 p.m.
M1	at Kennesaw State	5 p.m.
M3	TENNESSEE TECH	6 p.m.
M4	TENNESSEE TECH	2 p.m.
M10	WOFFORD*	6 p.m.
M11	WOFFORD*	6:30 p.m.
M12	WOFFORD*	1 p.m.
M16	at Appalachian State*	6:30 p.m.
M17	at Appalachian State*	6:30 p.m.
M18	at Appalachian State*	3 p.m.
M22-26	at SoCon Championship (Fluor Field; Greenville, S.C.)	
* - Southern Conference game		
% - Greenville Drive Tournament (Fluor Field; Greenville, S.C.)		

## WESTERN CAROLINA QUICK FACTS

Location: .....Cullowhee, N.C.  
 Founded: ..... 1889  
 Enrollment: ..... 9,608  
 Nickname: ..... Catamounts  
 Colors: ..... Purple and Gold  
 Chancellor: ..... Dr. David O. Belcher  
 Director of athletics: ..... Randy Eaton  
 Stadium (capacity): ..... Hennon Stadium (1,500)  
 Press box phone: ..... 828-227-7020

Head coach: ..... Bobby Moranda  
 Alma mater (year): ..... Eastern Kentucky (1986)  
 Record at Western Carolina (years): ..... 156-126-2 (5)  
 Overall record (years): ..... 156-126-2 (5)  
 Baseball office phone: ..... 828-227-7338  
 Assistant coaches:  
 ..... Alan Beck (Western Carolina, 2004)  
 ..... Bruce Johnson (Western Carolina, 2009)  
 ..... Brandon Johnson (Western Carolina, 2012)

2012 record: ..... 32-24  
 Conference record (place): ..... 16-14 (5th)  
 Home: ..... 19-7  
 Away: ..... 12-14  
 Neutral: ..... 1-3  
 Letterwinners returning/lost: ..... 23/5  
 Position starters returning/lost: ..... 7/1  
 Starting pitchers returning/lost: ..... 4/0  
 Newcomers: ..... 13

SoCon titles: ..... 11  
 SoCon Championship titles: ..... 9  
 Last SoCon Championship title: ..... 2003

Baseball contact: ..... Daniel Hooker  
 Email: ..... dhooker@email.wcu.edu  
 Office: ..... 828-227-2339  
 Cell: ..... 828-508-2494  
 Fax: ..... 828-227-7688  
 Website: ..... CatamountSports.com

## 2013 CATAMOUNTS ROSTER

No.	Name	Pos.	B/T	Ht.	Wt.	Cl.	Hometown/Previous School
1	Bradley Strong	INF	L/R	5-8	165	So.	Richlands, Va./Richlands
2	Aaron Attaway	INF	R/R	5-8	170	Jr.	Morganton, N.C./Patton
3	J.D. Long	INF	R/R	5-9	165	Fr.	Waxhaw, N.C./Cuthbertson
4	Julian Ridings	OF	L/R	6-2	170	Jr.	Shelby, N.C./Crest
5	Luke Gragg	C/OF	L/R	5-6	160	Jr.	Moravian Falls, N.C./Wilkes Central
6	Bryce Danielson	LHP	L/L	6-1	165	R-So.	Etowah, N.C./Wingate
7	Morgan McKinney	LHP	L/L	6-3	200	R-Sr.	Gainesville, Fla./Santa Fe CC
8	Dale Urquhart Jr.	OF	R/R	5-10	220	So.	Hope Mills, N.C./Southview
9	Garrett Brown	OF	L/R	6-0	185	So.	Asheville, N.C./Erwin
11	Adam Martin	C	R/R	6-2	235	Jr.	Marietta, Ga./Harrison
12	Cody Jones	OF	L/L	6-1	205	Jr.	Enka, N.C./Enka
14	Dykota Spiess	OF/INF	L/R	6-2	200	Jr.	Morganton, N.C./Patton
15	Jason Smith	C/INF	R/R	5-11	210	Fr.	Kernersville, N.C./Robert B. Glenn
16	Colton Davis	RHP	R/R	6-1	185	Fr.	Commerce, Ga./Commerce
17	William Frazier	LHP	L/L	5-10	155	Fr.	Charlotte, N.C./Charlotte Country Day School
18	Reece Strong	INF	L/R	5-8	170	Fr.	Richlands, Va./Richlands
19	Danny Schneider	RHP	R/R	6-5	225	So.	Roswell, Ga./Mount Pisgah Christian
20	Tyler White	INF	R/R	5-11	220	Sr.	Forest City, N.C./Chase
21	Danny Bermudez	C	R/R	5-11	205	Fr.	Cumming, Ga./Forsyth Central
26	Tyler Powell	RHP	R/R	6-5	210	So.	Charlotte, N.C./Myers Park
27	Jacob Hoyle	1B/LHP	L/L	6-2	250	So.	Hickory, N.C./St. Stephen
28	Jordan Smith	RHP	R/R	6-1	210	Jr.	Liberty, N.C./Providence Grove
29	Thomas Young	RHP	L/R	6-4	165	Fr.	Cary, N.C./Panther Creek
30	Preston Hatcher	RHP	R/R	6-2	210	Sr.	Atlanta, Ga./Roswell
31	John McClure	LHP	L/L	6-5	210	Jr.	Albemarle, N.C./USC Lancaster
32	Hunter Brister	LHP	L/L	6-0	190	Sr.	Plesant Grove, Ala./Gadsden State
33	Austin Neary	INF	R/R	6-3	210	R-Fr.	Baltimore, Md./Archbishop Spalding
34	Jon Nadale	LHP	L/L	5-11	210	Sr.	Petaoma, Calif./Santa Rosa JC/Petaloma
36	Alex Barr	LHP	L/L	6-1	235	Fr.	Hamptonville, N.C./Starmount
38	Jeremy Sluder	RHP	R/R	6-2	180	Sr.	Asheville, N.C./A.C. Reynolds
39	Dillon Bray	LHP	L/L	5-11	200	Fr.	Hamptonville, N.C./Starmount
40	Adam Curtis	LHP	L/L	6-0	185	Sr.	Arden, N.C./T.C. Roberson
44	Bryant Noteboom	OF	R/R	6-1	220	sr.	Smithfield, N.C./Smithfield-Selma
45	Taylor Sandefur	RHP	R/R	6-1	225	R-Jr.	Mechanicsville, Va./Atlee
46	Jeremy Null	RHP	R/R	6-8	230	So.	Claremont, N.C./Bunker Hill
47	Jonathan Waszak	RHP	R/R	6-6	245	Fr.	Wendell, N.C./East Wake



Dr. David O. Belcher  
Chancellor



Randy Eaton  
Director of Athletics



Dr. A.J. Grube  
Faculty Athletics Rep.



Dr. Jennifer Brown  
Senior Woman Administrator



Daniel Hooker  
Baseball SID



## 2012 RESULTS (32-24, 16-14 SOCON; 5TH)

Date	Opponent	Result	Date	Opponent	Result
F17	FORDHAM	W, 9-8	A13	FURMAN*	W, 3-0
	FORDHAM	W, 6-1	A14	FURMAN*	W, 9-2
F18	FORDHAM	W, 12-9	A15	FURMAN*	W, 11-5
F21	at Winthrop	W, 13-3	A17	at Gardner-Webb	L, 4-6
F24	vs. Maryland%	L, 0-3	A20	at Samford*	L, 3-6
F25	at No. 20 East Carolina%	L, 1-3	A21	at Samford*	L, 2-4
F26	vs. Purdue%	L, 7-14	A22	at Samford*	L, 9-10
F29	at No. 8 Georgia	W, 5-3	A25	at East Tennessee State	W, 6-1
M2	IONA	W, 2-0	A27	COLL. OF CHARLESTON*	L, 4-5
M3	IONA	W, 22-2	A28	COLL. OF CHARLESTON*	W, 7-6
M4	IONA	W, 8-4	A29	COLL. OF CHARLESTON*	L, 2-6
M6	DUKE	W, 12-4	M5	at Elon*	W, 6-5
M7	EAST TENNESSEE ST.	W, 7-3	M6	at Elon*	W, 11-9
M9	at The Citadel*	L, 2-4	M7	at Elon*	L, 4-11
M10	at The Citadel*	W, 11-4	M11	at Georgia Southern*	W, 4-0
M11	at The Citadel*	W, 6-5	M12	at Georgia Southern*	L, 4-16
M14	No. 23 CLEMSON	W, 8-4	M13	at Georgia Southern*	L, 1-2
M16	at Jacksonville	L, 2-5	M15	WINTHROP	L, 5-11
M17	at Jacksonville	W, 2-1	M17	No. 24 APPALACHIAN ST.*	W, 8-6
M18	vs. Fairfield\$	W, 10-3	M18	No. 24 APPALACHIAN ST.*	L, 4-5
M21	at UNC Asheville	L, 1-3 (12)	M19	No. 24 APPALACHIAN ST.*	W, 9-7
M24	UNCG*	W, 16-2	M23	vs. Samford&	L, 0-7
	UNCG*	W, 6-5 (11)	M24	at Furman&	L, 8-9
M25	UNCG*	L, 1-5	* - Southern Conference game		
M27	KENNESAW STATE	L, 9-11	% - Keith LeClair Classic		
M28	at Kennesaw State	W, 7-6 (10)	(Greenville, N.C.)		
M31	DAVIDSON*	W, 12-6	\$ - Jacksonville, Fla.		
	DAVIDSON*	L, 5-7	& - SoCon Tournament		
A1	DAVIDSON*	W, 5-3	(Fluor Field; Greenville, S.C.)		
A4	at Clemson	W, 13-8			
A6	at Wofford*	L, 0-2			
A7	at Wofford*	W, 4-2			
	at Wofford*	L, 5-6			

BOBBY MORANDA  
HEAD COACH

Hometown: .....Palatine, Ill.

Alma mater (year):...Eastern Kentucky (1986)

Head coaching career:

.....Western Carolina, 2008-present

Record at WCU (years):.....156-126-2 (5)

Career record (years):.....156-126-2 (5)



HENNON STADIUM

## 2012 STATISTICS

Batting	AVG	GP	GS	AB	R	H	2B	3B	HR	RBI	TB	SLG%	BB	HBP	SO	GDP	OB%	SF	SH	SB	ATT	PO	A	E	FLD%		
Tyler White	.354	56	56	212	41	75	16	0	1	30	94	.443	29	9	21	6	.445	4	4	3	9	414	39	6	.987		
Ross Heffley	.346	56	56	231	47	80	12	1	9	43	121	.524	35	4	14	2	.436	3	0	16	18	118	166	6	.979		
Julian Ridings	.331	53	44	160	24	53	8	1	3	21	72	.450	5	1	25	0	.353	1	10	12	15	97	4	5	.953		
Cody Jones	.312	53	50	199	40	62	5	0	3	23	76	.382	18	1	36	2	.367	3	3	11	17	119	2	3	.976		
Jacob Hoyle	.308	52	47	185	22	57	14	0	4	45	83	.449	16	3	41	2	.362	6	0	2	2	69	4	1	.986		
Bradley Strong	.305	55	46	177	27	54	8	3	1	24	71	.401	4	2	30	1	.326	1	5	8	11	22	96	13	.901		
Aaron Attaway	.302	56	56	248	37	75	10	0	1	32	88	.355	23	0	39	2	.360	1	1	7	10	89	166	20	.927		
Adam Martin	.283	56	53	191	35	54	9	2	7	33	88	.461	25	7	39	4	.379	4	1	2	4	302	44	3	.991		
Dykota Spiess	.254	55	39	142	28	36	12	0	5	27	63	.444	21	5	34	1	.358	5	1	1	2	69	3	0	1.000		
-----																											
Luke Gragg	.327	37	7	52	11	17	0	0	0	8	17	.327	12	5	12	2	.479	2	1	3	3	7	0	0	1.000		
Dale Urquhart Jr.	.308	31	11	52	8	16	4	0	3	11	29	.558	8	0	17	0	.400	0	1	1	2	8	0	1	.889		
Bryant Noteboom	.303	40	21	76	14	23	6	0	2	11	35	.461	9	2	22	0	.391	0	0	3	3	37	3	1	.976		
Connor Andrus	.263	32	16	57	8	15	5	0	0	8	20	.351	3	7	7	1	.373	0	2	0	0	101	11	2	.982		
Austin Neary	.222	4	2	9	1	2	0	0	0	1	2	.222	0	0	1	0	.222	0	0	0	0	1	1	1	.667		
Garrett Brown	.143	24	0	7	8	1	0	0	0	2	1	.143	1	0	4	0	.250	0	1	5	6	5	0	1	.833		
Vance Chavis	.000	1	0	0	0	0	0	0	0	0	0	.000	0	0	0	0	.000	0	0	0	0	1	6	2	.778		
Darron Dotson	.000	6	0	0	2	0	0	0	0	0	0	.000	0	0	0	0	.000	0	0	0	0	2	1	0	1.000		
Totals	.310	56	56	1998	353	620	109	7	39	319	860	.430	209	46	342	23	.383	30	30	74	102	1485	626	80	.963		
Opponents	.268	56	56	1895	288	507	76	6	32	255	691	.365	237	55	399	45	.362	18	38	38	61	1472	568	76	.964		
-----																											
Pitching	ERA	W	L	APP	GS	CG	SHO	CBO	SV	IP	H	R	ER	BB	SO	2B	3B	HR	AB	B/Avg	WP	HBP	BK	SFA	SHA		
Jordan Smith	3.48	4	5	16	15	1	1	2	0	95.2	91	40	37	45	78	17	1	6	354	.257	7	12	1	2	6		
Morgan McKinney	3.74	6	3	15	15	0	0	0	0	84.1	76	45	35	41	68	13	1	4	313	.243	7	13	0	2	11		
Jeremy Null	5.05	4	4	17	14	0	0	0	0	73.0	77	49	41	28	63	10	2	8	284	.271	8	9	1	5	5		
-----																											
William Frazier	0.00	0	0	4	0	0	0	0	0	3.0	1	0	0	0	6	0	0	0	10	.100	0	0	1	0	0		
Preston Hatcher	1.73	6	2	29	0	0	0	2	10	52.0	46	18	10	22	55	5	0	2	186	.247	5	1	0	1	5		
Vance Chavis	2.08	0	1	28	0	0	0	0	3	26.0	21	8	6	12	25	2	0	3	97	.216	2	1	0	0	1		
Darron Dotson	3.45	0	0	18	0	0	0	0	0	15.2	14	6	6	12	15	3	0	1	59	.237	1	2	0	0	0		
Adam Curtis	4.65	5	2	16	9	0	0	0	0	50.1	58	32	26	23	26	11	0	2	200	.290	1	4	2	3	5		
Jon Nadale	4.91	4	2	16	3	0	0	0	0	36.2	50	27	20	8	24	5	0	4	156	.321	0	0	1	2	2		
Hunter Brister	6.35	0	0	26	0	0	0	0	0	11.1	17	9	8	6	11	3	1	0	48	.354	1	1	0	0	1		
Andrew Blackwell	6.60	2	0	14	0	0	0	0	0	15.0	18	15	11	16	10	2	0	0	60	.300	4	4	0	0	1		
Jeremy Sluder	7.36	1	2	15	0	0	0	0	0	14.2	13	15	12	12	12	2	0	1	56	.232	1	4	0	1	0		
Tyler Powell	9.56	0	3	22	0	0	0	0	0	16.0	22	21	17	8	6	2	1	0	64	.344	2	4	0	2	1		
Danny Schneider	13.50	0	0	2	0	0	0	0	0	0.2	1	1	1	2	0	0	0	1	3	.333	0	0	0	0	0		
Jacob Hoyle	13.50	0	0	2	0	0	0	0	0	0.2	2	2	1	2	0	1	0	0	5	.400	1	0	0	0	0		
Totals	4.20	32	24	56	56	1	3	2	13	495.0	507	288	231	237	399	76	6	32	1895	.268	40	55	6	18	38		
Opponents	5.59	24	32	56	56	3	3	2	14	490.2	620	353	305	209	342	109	7	39	1998	.310	60	46	6	30	30		

## 2013 SCHEDULE

Date	Opponent	Time
F15	GEORGETOWN	4 p.m.
F16	NIAGARA (DH)	2 p.m.
F17	UNC ASHEVILLE	4 p.m.
F19	at East Tennessee State	3 p.m.
F22	PITTSBURGH	4 p.m.
F23	PITTSBURGH	2 p.m.
F24	PITTSBURGH	1 p.m.
F27	vs. Presbyterian%	6 p.m.
M1	DAYTON	4 p.m.
M2	MARSHALL (DH)	2 p.m.
M3	DAYTON	1 p.m.
M6	at Clemson	4 p.m.
M8	at Georgia Southern*	6 p.m.
M9	at Georgia Southern*	2:30 p.m.
M10	at Georgia Southern*	1:30 p.m.
M13	PRESBYTERIAN	6 p.m.
M15	THE CITADEL*	6 p.m.
M16	THE CITADEL*	3 p.m.
M17	THE CITADEL*	1 p.m.
M20	at Presbyterian	3 p.m.
M22	UNCG*	6 p.m.
M23	UNCG*	3 p.m.
M24	UNCG*	1 p.m.
M27	at USC Upstate	6 p.m.
M29	at Appalachian State*	6:30 p.m.
M30	at Appalachian State*	3 p.m.
M31	at Appalachian State*	1 p.m.
A2	at Winthrop	6 p.m.
A3	at Auburn	7 p.m.
A5	at Samford*	7 p.m.
A6	at Samford*	3 p.m.
A7	at Samford*	2 p.m.
A10	UNC ASHEVILLE	6 p.m.
A12	FURMAN*	6 p.m.
A13	FURMAN*	3 p.m.
A14	FURMAN*	1 p.m.
A17	USC UPSTATE	6 p.m.
A19	at Elon*	6:30 p.m.
A20	at Elon*	6:30 p.m.
A21	at Elon*	1:30 p.m.
A24	at UNC Asheville	4 p.m.
A26	DAVIDSON*	6 p.m.
A27	DAVIDSON*	3 p.m.
A28	DAVIDSON*	1 p.m.
A30	vs. Winthrop^	6 p.m.
M3	COLL. OF CHARLESTON*	7 p.m.
M4	COLL. OF CHARLESTON*	3 p.m.
M5	COLL. OF CHARLESTON*	1 p.m.
M8	at South Carolina	7 p.m.
M10	at Western Carolina*	6 p.m.
M11	at Western Carolina*	6:30 p.m.
M12	at Western Carolina*	1 p.m.
M17	OLD DOMINION	6 p.m.
M18	OLD DOMINION	2 p.m.
M22-26 at SoCon Championship (Fluor Field; Greenville, S.C.)		
* - Southern Conference game		
% - Forest City, N.C.		
^ - Fluor Field; Greenville, S.C.		

## WOFFORD QUICK FACTS

Location: .....Spartanburg, S.C.  
 Founded: .....1854  
 Enrollment: .....1,600  
 Nickname: .....Terriers  
 Colors: .....Old Gold and Black  
 President: .....Dr. Benjamin B. Dunlap  
 Director of athletics: .....Richard Johnson  
 Stadium (capacity): .....Russell C. King Field (2,500)  
 Press box phone: .....864-597-4778

Head coach: .....Todd Interdonato  
 Alma mater (year): .....UNC Asheville (2000)  
 Record at Wofford (years): .....102-170 (5)  
 Overall record (years): .....102-170 (5)  
 Baseball office phone: .....864-597-4497  
 Assistant coaches:  
 .....Jason Burke (Southern Wesleyan, 2004)  
 .....J.J. Edwards (Sacred Heart, 2010)  
 .....Ryan Price (College of Saint Rose, 2010)

2012 record: .....22-32  
 Conference record (place): .....9-21 (10th)  
 Home: .....15-18  
 Away: .....6-14  
 Neutral: .....1-0  
 Letterwinners returning/lost: .....4/4  
 Position starters returning/lost: .....7/1  
 Starting pitchers returning/lost: .....2/2  
 Newcomers: .....13

SoCon titles: .....0  
 SoCon Championship titles: .....1  
 Last SoCon Championship title: .....2007

Baseball contact: .....Brent Williamson  
 Email: .....williamsondb@wofford.edu  
 Office: .....864-597-4093  
 Cell: .....864-809-8900  
 Fax: .....864-597-4129  
 Website: .....WoffordTerriers.com

## 2013 TERRIERS ROSTER

No.	Name	Pos.	B/T	Ht.	Wt.	Cl.	Hometown/Previous School
1	Demetrius Jennings	INF	R/R	5-10	165	Fr.	Sewell, N.J./Penn Charter
2	Luke Feisal	C	R/R	6-0	190	Jr.	Greenville, S.C./Greenville
4	Stephen Cantrell	INF	R/R	5-11	175	Jr.	Chesnee, S.C./Chesnee
5	Clark Wise	OF	L/R	5-10	175	Sr.	Spartanburg, S.C./Spartanburg
6	Matthew Pelt	OF	R/R	5-10	180	So.	Dunwoody, Ga./Blessed Trinity Catholic
8	Seth Neely	INF	R/R	6-1	215	Jr.	Rock Hill, S.C./Rock Hill
9	Will Stillman	RHP	R/R	6-4	165	Fr.	Matthews, N.C./Charlotte Christian
10	Luke Leftwich	RHP	R/R	6-3	200	Fr.	Phoenix, Ariz./Desert Vista
11	Matt Moore	INF	R/R	5-11	170	Sr.	Belton, S.C./Belton-Honea Path
13	J.D. Osborne	LHP	L/L	6-5	230	Sr.	Rochester, Mich./Rochester Adams
14	Dominick Del Monte	LHP	L/L	5-11	160	So.	Clearwater, Fla./Clearwater Central Catholic
15	Alec Paradowski	INF	L/R	5-9	165	Fr.	College Station, Texas/A&M Consolidated
16	Brandon Yarusi	RHP	R/R	5-10	190	Sr.	Belmar, N.J./The Peddie School
17	Tanner Hawley	RHP	R/R	6-1	200	So.	Aiken, S.C./South Aiken
18	Matthew Kaskow	OF	R/R	6-1	175	So.	Coppell, Texas/Coppell
19	Matthew Ramsay	C	R/R	5-11	180	So.	Hudson, Ohio/Hudson
20	Bryce Anglin	INF/OF	L/R	6-4	205	So.	Dallas, Texas/Episcopal
21	Jesse Morris	RHP	R/R	5-10	170	Jr.	Columbia, S.C./Chapin
22	Josh Hyman	INF/OF	R/R	6-0	185	Jr.	Woodruff, S.C./Woodruff
23	Taylor Rozier	INF/OF	R/R	6-0	215	Sr.	North Augusta, S.C./North Augusta
24	Matthew Milburn	RHP	R/R	6-2	200	Fr.	Dallas, Texas/Highland Park
25	Josh Simpson	LHP	R/L	6-3	270	Fr.	Union, S.C./Union
26	Ryan Traylor	RHP	R/R	6-4	210	Sr.	Duncan, S.C./Spartanburg
27	DooJoon Park	RHP	R/R	6-1	195	Jr.	Wilmington, Del./Avon Grove
31	Bradley Evsich	INF	R/R	5-10	180	Sr.	Mt. Pleasant, S.C./Wando
32	Connor Foltyn	LHP	R/L	6-1	195	Fr.	Coppell, Texas/Coppell
33	Eric Brenk	INF	R/R	6-4	215	Jr.	Concord, N.C./Concord
34	Corey Quick	C/INF	L/R	6-0	235	Fr.	Midland, Mich./Princeton (W.Va.)
35	Eric Eck	RHP	R/R	6-4	185	Jr.	Buford, Ga./Buford
36	Connell Anderson	RHP	L/R	6-2	180	So.	Greer, S.C./Eastside
37	James Plaisted	C/INF	R/R	6-2	195	So.	Tallahoma, Tenn./Tallahoma
39	Dylan Cheely	RHP	R/R	6-2	185	Fr.	Williamsburg, Va./Walsingham Academy
40	Derek Hirsch	INF	R/R	5-10	160	Fr.	Atlanta, Ga./Atlanta International



Dr. Benjamin Dunlap  
President



Richard Johnson  
Director of Athletics



Dr. Jameica Hill  
Faculty Athletics Rep.



Terri Lewitt  
Senior Woman Administrator



Brent Williamson  
Baseball SID



## 2012 RESULTS (22-32, 9-21 SOCON; 10TH)

Date	Opponent	Result	Date	Opponent	Result
F17	KENTUCKY	L, 4-10	A13	at Davidson*	L, 0-1
F18	DAYTON	W, 6-5 (11)	A14	at Davidson*	L, 1-2
F22	at Gardner-Webb	W, 9-2	A15	at Davidson*	L, 4-5
F24	PITTSBURGH	L, 12-22	A20	ELON*	W, 11-5
F25	PITTSBURGH	W, 8-7	A21	ELON*	L, 3-13
F26	PITTSBURGH	L, 4-8		ELON*	W, 2-0
F29	at Presbyterian	L, 5-8	A24	at UNC Asheville	W, 9-4
M2	ALBANY	W, 8-1	A28	APPALACHIAN STATE*	L, 2-3
M3	AIR FORCE	W, 2-0 (7)		APPALACHIAN STATE*	L, 6-7
	AIR FORCE	W, 5-4	A29	APPALACHIAN STATE*	L, 0-6
M4	VALPARAISO	L, 7-8 (11)	M1	USC UPSTATE	W, 7-6
M7	GARDNER-WEBB	L, 2-3	M4	at Furman*	L, 3-4
M8	PRESBYTERIAN	W, 5-4	M5	at Furman*	W, 11-10 (12)
M9	EASTERN KENTUCKY	L, 3-8	M6	at Furman*	L, 5-9
M10	EASTERN KENTUCKY	W, 6-5	M8	CAMPBELL	L, 4-9
M11	EASTERN KENTUCKY	L, 2-10	M11	at UNCG*	W, 7-4
M14	LIPSCOMB	L, 3-5	M12	at UNCG*	L, 5-10
M16	at Coll. of Charleston*	L, 1-5	M13	at UNCG*	L, 7-8
M17	at Coll. of Charleston*	L, 1-8	M18	GEORGIA SOUTHERN*	L, 4-7
M18	at Coll. of Charleston*	L, 4-8	M19	GEORGIA SOUTHERN*	W, 8-5
M21	at No. 6 South Carolina	W, 5-4 (11)	M19	GEORGIA SOUTHERN*	W, 3-1
M23	SAMFORD*	L, 0-5	* - Southern Conference game		
M24	SAMFORD*	L, 10-11			
M25	SAMFORD*	L, 4-11			
M28	UNC ASHEVILLE	W, 4-3			
M30	at The Citadel*	L, 4-8			
M31	at The Citadel*	W, 8-2			
A1	at The Citadel*	L, 7-8 (10)			
A3	at Virginia Tech	L, 4-13			
A6	WESTERN CAROLINA*	W, 2-0			
A7	WESTERN CAROLINA*	L, 2-4			
	WESTERN CAROLINA*	W, 6-5			
A11	USC UPSTATE	W, 9-4			

TODD INTERDONATO  
HEAD COACH

Hometown: .....Phoenix, Ariz.

Alma mater (year): .....UNC Asheville (2000)

Head coaching career:

.....Wofford, 2008-present

Record at WOF (years): .....102-170 (5)

Career record (years): .....102-170 (5)



RUSSELL C. KING FIELD

## 2012 STATISTICS

Batting	AVG	GP	GS	AB	R	H	2B	3B	HR	RBI	TB	SLG%	BB	HBP	SO	GDP	OB%	SF	SH	SB	ATT	PO	A	E	FLD%
Mac Doyle	.341	54	54	205	37	70	10	2	13	47	123	.600	29	8	49	4	.439	2	0	13	17	92	2	2	.979
Josh Hyman	.279	42	41	154	25	43	6	2	2	20	59	.383	19	6	27	2	.378	1	4	10	12	81	90	13	.929
David Roney	.268	51	48	157	19	42	9	1	3	13	62	.395	19	3	33	1	.356	1	4	4	6	325	58	6	.985
Stephen Cantrell	.259	44	35	112	22	29	6	0	1	13	38	.339	13	1	32	1	.336	2	9	7	7	55	108	23	.876
James Foster	.237	54	53	211	36	50	7	4	2	26	71	.336	25	3	38	2	.322	3	9	7	12	140	5	2	.986
K. Diamaduros	.232	54	54	211	23	49	8	4	5	37	80	.379	20	3	36	2	.304	3	5	6	9	470	26	5	.990
Eric Brenk	.227	54	54	194	21	44	6	1	0	18	52	.268	28	1	49	1	.323	3	4	18	24	23	82	20	.840
Matthew Pelt	.338	30	18	77	20	26	3	0	2	11	35	.455	8	1	19	0	.407	0	1	1	5	26	2	3	.903
Taylor Rozier	.250	29	18	72	6	18	6	0	1	5	27	.375	4	0	28	2	.289	0	0	1	1	0	0	0	.000
Nick Peterson	.250	9	1	4	2	1	0	0	0	0	1	.250	2	0	3	0	.500	0	0	0	1	0	0	0	.000
Luke Feisal	.240	30	10	50	7	12	1	0	1	8	16	.320	5	0	15	1	.309	0	0	1	1	82	6	1	.989
Matt Moore	.237	39	35	93	14	22	3	1	1	12	30	.323	11	2	35	1	.327	1	6	5	6	36	83	18	.869
James Plaisted	.224	36	28	107	9	24	3	0	0	8	27	.252	16	1	26	4	.331	0	0	3	11	8	2	0	1.000
Matthew Kaskow	.206	40	30	97	14	20	0	0	0	8	20	.206	16	2	10	1	.325	2	3	8	10	69	2	1	.986
Clark Wise	.158	27	7	38	9	6	0	0	0	3	6	.158	2	1	17	0	.220	0	1	0	1	14	0	0	1.000
Bradley Evsich	.000	7	0	5	0	0	0	0	0	1	0	.000	0	0	1	0	.000	0	0	0	0	1	0	1	.500
Matthew Ramsay	.000	1	0	1	0	0	0	0	0	0	0	.000	0	0	0	0	.000	0	0	0	0	0	0	0	.000
Anthony Rowland	.000	1	0	1	0	0	0	0	0	0	0	.000	0	0	1	0	.000	0	0	0	0	1	1	1	.667
Gus White	.000	1	0	0	0	0	0	0	0	0	0	.000	0	0	0	0	.000	0	0	0	0	0	2	0	1.000
Cash Collins	.000	1	0	0	0	0	0	0	0	0	0	.000	0	0	0	0	.000	0	0	0	0	4	13	5	.773
<b>Totals</b>	<b>.255</b>	<b>54</b>	<b>54</b>	<b>1789</b>	<b>264</b>	<b>456</b>	<b>68</b>	<b>15</b>	<b>31</b>	<b>230</b>	<b>647</b>	<b>.362</b>	<b>217</b>	<b>32</b>	<b>419</b>	<b>22</b>	<b>.343</b>	<b>18</b>	<b>46</b>	<b>84</b>	<b>123</b>	<b>1444</b>	<b>544</b>	<b>112</b>	<b>.947</b>
<b>Opponents</b>	<b>.274</b>	<b>54</b>	<b>54</b>	<b>1918</b>	<b>328</b>	<b>526</b>	<b>88</b>	<b>2</b>	<b>33</b>	<b>285</b>	<b>717</b>	<b>.374</b>	<b>219</b>	<b>48</b>	<b>416</b>	<b>12</b>	<b>.359</b>	<b>24</b>	<b>48</b>	<b>76</b>	<b>96</b>	<b>1439</b>	<b>529</b>	<b>74</b>	<b>.964</b>

Pitching	ERA	W	L	APP	GS	CG	SHO	CBO	SV	IP	H	R	ER	BB	SO	2B	3B	HR	AB	B/Avg	WP	HBP	BK	SFA	SHA
Brandon Yarusi	3.10	5	7	14	14	2	1	0	0	98.2	88	41	34	33	107	14	1	5	372	.237	5	8	1	1	11
Pete Noordsy	4.72	2	3	18	10	0	0	0	0	61.0	71	44	32	25	42	10	1	0	249	.285	2	7	0	3	8
Cash Collins	4.94	5	7	15	14	2	1	1	0	82.0	88	57	45	32	54	12	0	5	325	.271	2	7	1	2	9
Alex Wilson	3.61	2	3	31	0	0	0	0	1	42.1	47	24	17	23	51	9	0	3	171	.275	4	3	1	1	4
Jesse Morris	3.77	2	3	9	8	0	0	0	0	45.1	39	26	19	14	42	11	0	4	175	.223	2	3	0	1	3
Dominick Del Mont	3.86	0	0	11	0	0	0	0	0	4.2	5	3	2	3	3	1	0	1	16	.313	0	1	0	3	1
Connell Anderson	3.93	0	0	10	0	0	0	0	0	18.1	20	10	8	7	9	1	0	4	69	.290	4	1	0	2	1
Eric Eck	4.26	4	3	26	0	0	0	1	7	44.1	48	29	21	22	60	10	0	1	179	.268	3	6	1	4	5
JD Osborne	6.23	0	0	20	0	0	0	0	0	17.1	20	20	12	20	16	4	0	2	73	.274	4	3	0	0	3
Mason Bradley	7.14	1	2	9	5	0	0	0	0	29.0	38	26	23	15	15	4	0	3	120	.317	0	0	0	3	1
Gus White	7.91	1	1	7	3	0	0	0	0	19.1	32	17	17	9	8	7	0	2	84	.381	1	2	0	3	0
Ryan Traylor	8.10	0	1	17	0	0	0	0	0	13.1	20	14	12	8	4	4	0	2	55	.364	7	6	0	1	1
Anthony Rowland	13.50	0	2	8	0	0	0	0	0	5.1	7	10	8	5	5	1	0	1	25	.280	1	1	0	0	1
Thomas Schellhard	99.00	0	0	1	0	0	0	0	0	0.1	3	7	6	3	0	0	0	0	5	.600	0	0	0	0	0
<b>Totals</b>	<b>4.79</b>	<b>22</b>	<b>32</b>	<b>54</b>	<b>54</b>	<b>4</b>	<b>3</b>	<b>1</b>	<b>8</b>	<b>481.1</b>	<b>526</b>	<b>328</b>	<b>256</b>	<b>219</b>	<b>416</b>	<b>88</b>	<b>2</b>	<b>33</b>	<b>1918</b>	<b>.274</b>	<b>35</b>	<b>48</b>	<b>4</b>	<b>24</b>	<b>48</b>
<b>Opponents</b>	<b>4.13</b>	<b>32</b>	<b>22</b>	<b>54</b>	<b>54</b>	<b>4</b>	<b>3</b>	<b>2</b>	<b>12</b>	<b>479.2</b>	<b>456</b>	<b>264</b>	<b>220</b>	<b>217</b>	<b>419</b>	<b>68</b>	<b>15</b>	<b>31</b>	<b>1789</b>	<b>.255</b>	<b>37</b>	<b>32</b>	<b>8</b>	<b>18</b>	<b>46</b>

## 2012 Southern Conference Standings

	Conference					Overall							
	Won	Lost	Pct.	Home	Away	Won	Lost	Pct.	Home	Away	Neutral	Last 10	ST
Appalachian State	21	9	.700	13-2	8-7	41	18	.695	24-2	14-12	3-4	4-6	L2
College of Charleston	21	9	.700	12-3	9-6	38	22	.633	21-8	16-10	1-4	5-5	L1
Elon	20	10	.667	12-3	8-7	33	26	.559	21-7	10-16	2-3	6-4	L1
Samford	19	11	.633	8-7	11-4	41	23	.641	18-10	18-13	5-0	6-4	L1
Western Carolina	16	14	.533	10-5	6-9	32	24	.571	19-7	12-14	1-3	3-7	L2
Georgia Southern	15	15	.500	9-6	6-9	33	27	.550	19-10	11-16	3-1	7-3	L1
Furman	13	17	.433	9-6	4-11	28	31	.475	19-16	9-15	0-0	6-4	L1
The Citadel	13	17	.433	10-5	3-12	25	33	.431	20-13	4-18	1-2	4-6	L2
UNCG	10	20	.333	7-8	3-12	25	27	.481	19-14	5-13	1-0	4-6	L1
Wofford	9	21	.300	6-9	3-12	22	32	.407	16-18	6-14	0-0	4-6	W2
Davidson	8	22	.267	6-9	2-13	17	31	.354	12-13	5-18	0-0	1-9	L5

§ - SoCon Tournament champion

## 2012 Southern Conference Tournament Results

Joseph P. Riley, Jr. Park; Charleston, S.C.

### Wednesday, May 23

Game 1: (7) The Citadel 8, (2) College of Charleston 6 (11 inn.)

Game 2: (6) Georgia Southern 19, (3) Elon 2

Game 3: (1) Appalachian State 7, (8) Furman 5

Game 4: (4) Samford 7, (5) Western Carolina 0

### Thursday, May 24

Game 5: (3) Elon 14, (2) College of Charleston 12

Game 6: (8) Furman 9, (5) Western Carolina 8

Game 7: (6) Georgia Southern 8, (7) The Citadel 1

Game 8: (4) Samford 12, (1) Appalachian State 7

### Friday, May 25

Game 9: (3) Elon 7, (7) The Citadel 3

Game 10: (8) Furman 13, (1) Appalachian State 4

### Saturday, May 26

Game 11: (6) Georgia Southern 10, (3) Elon 7

Game 12: (4) Samford 12, (8) Furman 2

### Sunday, May 27

Game 13: (4) Samford 9, (6) Georgia Southern 6 (10 inn.)

## 2012 NCAA Championship

### Friday, June 1

(Gainesville, Fla.)

Georgia Tech 8, College of Charleston 4

(Tallahassee, Fla.)

Samford 5, Mississippi State 0

### Saturday, June 2

(Charlottesville, Va.)

Appalachian State 5, Oklahoma 4

(Gainesville, Fla.)

College of Charleston 8, Bethune-Cookman 2

(Tallahassee, Fla.)

Florida State 8, Samford 1

### Sunday, June 3

(Charlottesville, Va.)

Appalachian State 6, Virginia 5

(Gainesville, Fla.)

Georgia Tech 3, College of Charleston 0

(Tallahassee, Fla.)

Samford 3, Mississippi State 2

Florida State 5, Samford 2

### Monday, June 4

(Charlottesville, Va.)

Oklahoma 14, Appalachian State 6

Oklahoma 5, Appalachian State 2

## All-Tournament Team

SP Justin Hess, Georgia Southern  
 SP Josh Martin, Samford  
 RP C.K. Irby, Samford  
 C Chase Griffin, Georgia Southern  
 1B Ryan Kinsella, Elon  
 2B Tyler Avera, Georgia Southern  
 2B Zeth Stone, Samford  
 SS Austin Allison, Samford  
 3B Chris Ohmstede, Furman  
 OF Taylor Johnson, Furman  
 OF Phillip Ervin, Samford  
 OF Brandon Miller, Samford  
 DH Garren Palmer, Georgia Southern

**Tournament Most Outstanding Player, Walt Nadzak Award**  
 Josh Martin, Samford



Samford won its first-ever SoCon Baseball Championship in 2012. The fourth-seeded Bulldogs downed No. 6 seed Georgia Southern 9-6 in 10 innings in the title game, avenging a title-game loss in 2011.





*College of Charleston's Marty Gantt was the consensus SoCon Player of the Year, earning the honor from the league's coaches and media.*

## Players of the Week

Feb. 20	Saxon Butler, Samford
Feb. 27	Thomas Troelstrup, UNCG
March 5	Will Owens, Furman
March 12	Ross Heffley, Western Carolina
March 19	Will Callaway, Appalachian State
March 26	Brandon Murray, Coll. of Charleston
April 2	Alex Swim, Elon
April 9	Paul Nitto, Furman
April 16	Bradley Goodson, Coll. of Charleston
April 23	Tyler Tewell, Appalachian State
April 30	Daniel Aldrich, College of Charleston
	Saxon Butler, Samford
May 7	Phillip Ervin, Samford
May 14	Daniel Aldrich, College of Charleston
May 21	Saxon Butler, Samford

## Pitchers of the Week

Feb. 20	Eric Eck, Wofford
Feb. 27	Ryan Arrowood, Appalachian State
March 5	Ryan West, College of Charleston
March 12	Josh Martin, Samford
March 19	Dylan Clark, Elon
March 26	Seth Grant, Appalachian State
April 2	Chris Beck, Georgia Southern
April 9	Brandon Yarusi, Wofford
April 16	Henry Sisson, Davidson
April 23	Cash Collins, Wofford
April 30	Spencer Medick, Elon
May 7	Stephen Gary, Furman
May 14	Jordan Smith, Western Carolina
May 21	Cash Collins, Wofford

## All-Conference Teams

### Coaches All-SoCon Team

<b>Player of the Year</b>	Marty Gantt, Sr., OF, Coll. of Charleston
<b>Pitcher of the Year</b>	Christian Powell, Jr., RHP, CofC
<b>Freshman of the Year</b>	Chase Griffin, C, Georgia Southern
<b>Coach of the Year</b>	Chris Pollard, Appalachian State

### First Team

SP	Christian Powell, Coll. of Charleston
SP	Josh Martin, Samford
RP	Preston Hatcher, Western Carolina
C	Alex Swim, Elon
1B	Saxon Butler, Samford
2B	Ross Heffley, Western Carolina
SS	Will Callaway, Appalachian State
3B	Eric Phillips, Georgia Southern
OF	Marty Gantt, College of Charleston
OF	Phillip Ervin, Samford
OF	Brandon Miller, Samford
DH	Daniel Kassouf, Appalachian State

### Second Team

SP	Ryan Arrowood, Appalachian State
SP	Brandon Yarusi, Wofford
RP	C.K. Irby, Samford
C	Brad Moss, Samford
1B	Ryan Kinsella, Elon
2B	Hector Crespo, Appalachian State
SS	Bradley Goodson, Coll. of Charleston
3B	Thomas Troelstrup, UNCG
OF	Tyler Tewell, Appalachian State
OF	Tyler Zupcic, Appalachian State
OF	Brandon Murray, Coll. of Charleston
DH	Jacob Hoyle, Western Carolina

### All-Freshman Team

	Brandon Burris, Appalachian State
	Jamie Nunn, Appalachian State
	Kevin Connell, The Citadel
	Mason Davis, The Citadel
	Henry Sisson, Davidson
	Chris Ohmstede, Furman
	Elliott Warford, Furman
	Tyler Avera, Georgia Southern
	Chase Griffin, Georgia Southern
	Jacob Hoyle, Western Carolina
	Jeremy Null, Western Carolina
	Bradley Strong, Western Carolina

### Media All-SoCon Team

<b>Player of the Year</b>	Marty Gantt, Sr., OF, Coll. of Charleston
<b>Pitcher of the Year</b>	Ryan Arrowood, Sr., RHP, Appalachian St.
<b>Freshman of the Year</b>	Chase Griffin, C, Georgia Southern
<b>Coach of the Year</b>	Chris Pollard, Appalachian State

### First Team

SP	Ryan Arrowood, Appalachian State
SP	Christian Powell, College of Charleston
RP	Preston Hatcher, Western Carolina
C	Alex Swim, Elon
1B	Saxon Butler, Samford
2B	Ross Heffley, Western Carolina
SS	Will Callaway, Appalachian State
3B	Eric Phillips, Georgia Southern
OF	Tyler Tewell, Appalachian State
OF	Marty Gantt, College of Charleston
OF	Brandon Miller, Samford
DH	Daniel Kassouf, Appalachian State

### Second Team

SP	Matt Pegler, College of Charleston
SP	Josh Martin, Samford
RP	Kyle Owings, College of Charleston
C	Brad Moss, Samford
1B	Ryan Kinsella, Elon
2B	Hector Crespo, Appalachian State
SS	Bradley Goodson, Coll. of Charleston
3B	Rob Harding, College of Charleston
OF	Tyler Zupcic, Appalachian State
OF	Phillip Ervin, Samford
OF	Mac Doyle, Wofford
DH	C.K. Irby, Samford

## Players of the Month

February	Saxon Butler, Samford
March	Daniel Kassouf, Appalachian State
April	Marty Gantt, Coll. of Charleston
May	Brandon Miller, Samford

## Pitchers of the Month

February	Rob Marcello, Appalachian State
March	Seth Grant, Appalachian State
April	Ryan Arrowood, Appalachian State
May	Josh Martin, Samford

## BATTING

	AVG	G	AB	R	H	2B	3B	HR	RBI	TB	SLG%	BB	HBP	SO	GDP	OB%	SF	SH	SB	ATT	PO	A	E	FLD%
Western Carolina	.310	56	1998	353	620	109	7	39	319	860	.430	209	46	342	23	.383	30	30	74	102	1485	626	80	.963
Appalachian State	.306	59	2045	417	625	134	20	43	373	928	.454	231	54	332	30	.386	29	31	94	118	1554	651	72	.968
Samford	.302	64	2232	436	674	120	14	66	399	1020	.457	251	73	388	39	.387	26	53	49	73	1711	663	95	.962
Furman	.288	59	2085	337	601	108	12	35	294	838	.402	220	55	398	35	.368	23	40	89	109	1581	626	85	.963
Georgia Southern	.287	60	2079	364	597	110	8	34	311	825	.397	228	65	387	54	.372	20	58	88	110	1596	566	73	.967
UNCG	.282	52	1776	291	500	85	16	39	261	734	.413	200	33	352	26	.362	16	81	39	48	1384	510	65	.967
Coll. of Charleston	.269	60	2064	374	555	115	17	65	341	899	.436	247	64	488	24	.361	21	29	63	86	1616	613	84	.964
Elon	.263	59	2013	323	530	86	15	33	287	745	.370	231	54	460	18	.351	26	44	79	113	1603	667	91	.961
Wofford	.255	54	1789	264	456	68	15	31	230	647	.362	217	32	419	22	.343	18	46	84	123	1444	544	112	.947
The Citadel	.251	58	1949	261	490	91	17	19	232	672	.345	183	48	395	23	.327	22	31	70	93	1533	562	75	.965
Davidson	.240	48	1602	208	385	81	7	15	185	525	.328	205	46	419	29	.340	16	24	68	90	1270	486	93	.950
<b>Totals</b>	<b>.279</b>	<b>629</b>	<b>21632</b>	<b>3628</b>	<b>6033</b>	<b>1107</b>	<b>148</b>	<b>419</b>	<b>3232</b>	<b>8693</b>	<b>.402</b>	<b>2422</b>	<b>570</b>	<b>4380</b>	<b>323</b>	<b>.363</b>	<b>247</b>	<b>467</b>	<b>797</b>	<b>1065</b>	<b>16777</b>	<b>6514</b>	<b>925</b>	<b>.962</b>

## PITCHING

	ERA	W	L	G	CG	SHO	CBO	SV	IP	H	R	ER	BB	SO	2B	3B	HR	AB	B/Avg	WP	HBP	BK	SFA	SHA
Coll. of Charleston	3.21	38	22	60	2	5	5	13	538.2	489	263	192	182	482	77	13	28	2031	.241	40	77	4	14	38
Samford	3.77	41	23	64	4	5	5	17	570.1	544	297	239	225	491	96	13	27	2186	.249	42	56	6	20	49
Western Carolina	4.20	32	24	56	1	3	2	13	495.0	507	288	231	237	399	76	6	32	1895	.268	40	55	6	18	38
Appalachian State	4.34	41	18	59	1	5	4	18	518.0	520	292	250	215	409	101	14	22	1976	.263	43	50	3	16	39
Elon	4.41	33	26	59	2	0	0	19	534.1	529	322	262	241	387	91	14	32	2020	.262	52	57	3	25	42
The Citadel	4.42	25	33	58	2	6	5	10	511.0	546	308	251	242	332	109	11	29	1971	.277	44	59	11	27	39
Georgia Southern	4.47	33	27	60	4	0	0	16	532.0	558	311	264	200	476	85	12	41	2067	.270	55	35	3	21	35
Wofford	4.79	22	32	54	4	3	1	8	481.1	526	328	256	219	416	88	2	33	1918	.274	35	48	4	24	48
UNCG	4.99	25	27	52	0	2	2	11	461.1	471	307	256	236	324	77	14	29	1790	.263	53	39	7	23	34
Davidson	5.34	17	31	48	5	1	0	7	423.1	489	316	251	184	285	102	10	27	1706	.287	35	40	8	23	38
Furman	5.67	28	31	59	0	0	0	11	527.0	625	388	332	236	366	88	10	48	2106	.297	77	57	9	27	38
<b>Totals</b>	<b>4.48</b>	<b>335</b>	<b>294</b>	<b>629</b>	<b>25</b>	<b>30</b>	<b>24</b>	<b>143</b>	<b>5592.1</b>	<b>5804</b>	<b>3420</b>	<b>2784</b>	<b>2417</b>	<b>4367</b>	<b>990</b>	<b>119</b>	<b>348</b>	<b>21666</b>	<b>.268</b>	<b>516</b>	<b>573</b>	<b>64</b>	<b>238</b>	<b>438</b>

## FIELDING

Team	C	PO	A	E	FLD%	DPs	SBA	CSB	SBA%	PB	CI
Appalachian State	2277	1554	651	72	.968	51	40	19	.678	4	0
Georgia Southern	2235	1596	566	73	.967	28	128	24	.842	18	1
UNCG	1959	1384	510	65	.967	27	62	28	.689	13	2
The Citadel	2170	1533	562	75	.965	45	81	22	.786	18	0
Coll. of Charleston	2313	1616	613	84	.964	40	57	14	.803	8	0
Western Carolina	2191	1485	626	80	.963	54	38	23	.623	5	0
Furman	2292	1581	626	85	.963	45	75	25	.750	16	4
Samford	2469	1711	663	95	.962	42	46	19	.708	6	2
Elon	2361	1603	667	91	.961	57	63	30	.677	13	2
Davidson	1849	1270	486	93	.950	17	77	26	.748	10	0
Wofford	2100	1444	544	112	.947	20	76	20	.792	5	2
<b>Totals</b>	<b>24216</b>	<b>16777</b>	<b>6514</b>	<b>925</b>	<b>.962</b>	<b>426</b>	<b>743</b>	<b>250</b>	<b>.748</b>	<b>116</b>	<b>13</b>

## TEAM BATTING LEADERS

### Batting avg

Western Carolina	.310
Appalachian State	.306
Samford	.302
Furman	.288
Georgia Southern	.287
UNCG	.282
College of Charleston	.269
Elon	.263
Wofford	.255
The Citadel	.251
Davidson	.240

### Slugging pct

Samford	.457
Appalachian State	.454
College of Charleston	.436
Western Carolina	.430
UNCG	.413
Furman	.402
Georgia Southern	.397
Elon	.370
Wofford	.362
The Citadel	.345
Davidson	.328

### On base pct

Samford	.387
Appalachian State	.386
Western Carolina	.383
Georgia Southern	.372
Furman	.368
UNCG	.362
College of Charleston	.361
Elon	.351
Wofford	.343
Davidson	.340
The Citadel	.327

### Runs scored

Samford	436
Appalachian State	417
College of Charleston	374
Georgia Southern	364
Western Carolina	353
Furman	337
Elon	323
UNCG	291
Wofford	264
The Citadel	261
Davidson	208

### Hits

Samford	674
Appalachian State	625
Western Carolina	620
Furman	601
Georgia Southern	597
College of Charleston	555
Elon	530
UNCG	500
The Citadel	490
Wofford	456
Davidson	385

### Runs batted in

Samford	399
Appalachian State	373
College of Charleston	341
Western Carolina	319
Georgia Southern	311
Furman	294
Elon	287
UNCG	261
The Citadel	232
Wofford	230
Davidson	185

### Doubles

Appalachian State	134
Samford	120
College of Charleston	115
Georgia Southern	110
Western Carolina	109
Furman	108
The Citadel	91
Elon	86
UNCG	85
Davidson	81
Wofford	68

### Triples

Appalachian State	20
The Citadel	17
College of Charleston	17
UNCG	16
Elon	15
Wofford	15
Samford	14
Furman	12
Georgia Southern	8
Davidson	7
Western Carolina	7

### Home runs

Samford	66
College of Charleston	65
Appalachian State	43
UNCG	39
Western Carolina	39
Furman	35
Georgia Southern	34
Elon	33
Wofford	31
The Citadel	19
Davidson	15

### Total bases

Samford	1020
Appalachian State	928
College of Charleston	899
Western Carolina	860
Furman	838
Georgia Southern	825
Elon	745
UNCG	734
The Citadel	672
Wofford	647
Davidson	525

### At bats

Samford	2232
Furman	2085
Georgia Southern	2079
College of Charleston	2064
Appalachian State	2045
Elon	2013
Western Carolina	1998
The Citadel	1949
Wofford	1789
UNCG	1776
Davidson	1602

### Walks

Samford	251
College of Charleston	247
Appalachian State	231
Elon	231
Georgia Southern	228
Furman	220
Wofford	217
Western Carolina	209
Davidson	205
UNCG	200
The Citadel	183



## Hit by pitch

Samford	73
Georgia Southern	65
College of Charleston	64
Furman	55
Elon	54
Appalachian State	54
The Citadel	48
Western Carolina	46
Davidson	46
UNCG	33
Wofford	32

## Strikeouts

College of Charleston	488
Elon	460
Davidson	419
Wofford	419
Furman	398
The Citadel	395
Samford	388
Georgia Southern	387
UNCG	352
Western Carolina	342
Appalachian State	332

## Sac bunts

UNCG	81
Georgia Southern	58
Samford	53
Wofford	46
Elon	44
Furman	40
The Citadel	31
Appalachian State	31
Western Carolina	30
College of Charleston	29
Davidson	24

## Sac flies

Western Carolina	30
Appalachian State	29
Samford	26
Elon	26
Furman	23
The Citadel	22
College of Charleston	21
Georgia Southern	20
Wofford	18
Davidson	16
UNCG	16

## Stolen bases

Appalachian State	94
Furman	89
Georgia Southern	88
Wofford	84
Elon	79
Western Carolina	74
The Citadel	70
Davidson	68
College of Charleston	63
Samford	49
UNCG	39

## Caught stealing

Wofford	39
Elon	34
Western Carolina	28
Samford	24
Appalachian State	24
College of Charleston	23
The Citadel	23
Davidson	22
Georgia Southern	22
Furman	20
UNCG	9

## Steal attempts

Wofford	123
Appalachian State	118
Elon	113
Georgia Southern	110
Furman	109
Western Carolina	102
The Citadel	93
Davidson	90
College of Charleston	86
Samford	73
UNCG	48

## Grounded into DP

Georgia Southern	54
Samford	39
Furman	35
Appalachian State	30
Davidson	29
UNCG	26
College of Charleston	24
The Citadel	23
Western Carolina	23
Wofford	22
Elon	18

## TEAM PITCHING LEADERS

### Earned run avg

College of Charleston	3.21
Samford	3.77
Western Carolina	4.20
Appalachian State	4.34
Elon	4.41
The Citadel	4.42
Georgia Southern	4.47
Wofford	4.79
UNCG	4.99
Davidson	5.34
Furman	5.67

### Opposing bat avg

Coll. of Charleston	.241
Samford	.249
Elon	.262
UNCG	.263
Appalachian State	.263
Western Carolina	.268
Georgia Southern	.270
Wofford	.274
The Citadel	.277
Davidson	.287
Furman	.297

### Innings pitched

Samford	570.1
Coll. of Charleston	538.2
Elon	534.1
Georgia Southern	532.0
Furman	527.0
Appalachian State	518.0
The Citadel	511.0
Western Carolina	495.0
Wofford	481.1
UNCG	461.1
Davidson	423.1

### Batters struck out

Samford	491
Coll. of Charleston	482
Georgia Southern	476
Wofford	416
Appalachian State	409
Western Carolina	399
Elon	387
Furman	366
The Citadel	332
UNCG	324
Davidson	285

### Batters SO out looking

Georgia Southern	169
Samford	157
Coll. of Charleston	149
Appalachian State	125
UNCG	119
Western Carolina	118
The Citadel	110
Elon	109
Wofford	101
Furman	99
Davidson	72

### Wins

Appalachian State	41
Samford	41
Coll. of Charleston	38
Elon	33
Georgia Southern	33
Western Carolina	32
Furman	28
UNCG	25
The Citadel	25
Wofford	22
Davidson	17

### Losses

The Citadel	33
Wofford	32
Furman	31
Davidson	31
Georgia Southern	27
UNCG	27
Elon	26
Western Carolina	24
Samford	23
Coll. of Charleston	22
Appalachian State	18

### Saves

Elon	19
Appalachian State	18
Samford	17
Georgia Southern	16
Coll. of Charleston	13
Western Carolina	13
Furman	11
UNCG	11
The Citadel	10
Wofford	8
Davidson	7

### Runners picked off

Coll. of Charleston	17
Georgia Southern	16
Wofford	16
Elon	15
Furman	13
The Citadel	12
Appalachian State	10
Western Carolina	9
Davidson	8
UNCG	4
Samford	4

### Sac bunts allowed

Samford	49
Wofford	48
Elon	42
Appalachian State	39
The Citadel	39
Furman	38
Coll. of Charleston	38
Western Carolina	38
Davidson	38
Georgia Southern	35
UNCG	34

### Sac flies allowed

Furman	27
The Citadel	27
Elon	25
Wofford	24
Davidson	23
UNCG	23
Georgia Southern	21
Samford	20
Western Carolina	18
Appalachian State	16
Coll. of Charleston	14

### Hits allowed

UNCG	471
Davidson	489
Coll. of Charleston	489
Western Carolina	507
Appalachian State	520
Wofford	526
Elon	529
Samford	544
The Citadel	546
Georgia Southern	558
Furman	625

### Runs allowed

Coll. of Charleston	263
Western Carolina	288
Appalachian State	292
Samford	297
UNCG	307
The Citadel	308
Georgia Southern	311
Davidson	316
Elon	322
Wofford	328
Furman	388

### Earned runs allowed

Coll. of Charleston	192
Western Carolina	231
Samford	239
Appalachian State	250
Davidson	251
The Citadel	251
UNCG	256
Wofford	256
Elon	262
Georgia Southern	264
Furman	332

### Walks allowed

Coll. of Charleston	182
Davidson	184
Georgia Southern	200
Appalachian State	215
Wofford	219
Samford	225
UNCG	236
Furman	236
Western Carolina	237
Elon	241
The Citadel	242

### Doubles allowed

Western Carolina	76
Coll. of Charleston	77
UNCG	77
Georgia Southern	85
Wofford	88
Furman	88
Elon	91
Samford	96
Appalachian State	101
Davidson	102
The Citadel	109

## Triples allowed

Wofford	2
Western Carolina	6
Davidson	10
Furman	10
The Citadel	11
Georgia Southern	12
Samford	13
Coll. of Charleston	13
Appalachian State	14
UNCG	14
Elon	14

## Home runs allowed

Appalachian State	22
Samford	27
Davidson	27
Coll. of Charleston	28
UNCG	29
The Citadel	29
Elon	32
Western Carolina	32
Wofford	33
Georgia Southern	41
Furman	48

## Wild pitches

Furman	77
Georgia Southern	55
UNCG	53
Elon	52
The Citadel	44
Appalachian State	43
Samford	42
Western Carolina	40
Coll. of Charleston	40
Davidson	35
Wofford	35

## Balks

The Citadel	11
Furman	9
Davidson	8
UNCG	7
Samford	6
Western Carolina	6
Coll. of Charleston	4
Wofford	4
Georgia Southern	3
Elon	3
Appalachian State	3

## Hit batters

Coll. of Charleston	77
The Citadel	59
Furman	57
Elon	57
Samford	56
Western Carolina	55
Appalachian State	50
Wofford	48
Davidson	40
UNCG	39
Georgia Southern	35

## Intentional BB allowed

Elon	8
Western Carolina	11
Appalachian State	5
The Citadel	14
Furman	6
Samford	7
Coll. of Charleston	1
Georgia Southern	11
UNCG	4
Davidson	10
Wofford	6

## TEAM FIELDING LEADERS

### Fielding pct

Appalachian State	.968
Georgia Southern	.967
UNCG	.967
The Citadel	.965
Coll. of Charleston	.964
Western Carolina	.963
Furman	.963
Samford	.962
Elon	.961
Davidson	.950
Wofford	.947

### Chances

Samford	2469
Elon	2361
Coll. of Charleston	2313
Furman	2292
Appalachian State	2277
Georgia Southern	2235
Western Carolina	2191
The Citadel	2170
Wofford	2100
UNCG	1959
Davidson	1849

### Putouts

Samford	1711
Coll. of Charleston	1616
Elon	1603
Georgia Southern	1596
Furman	1581
Appalachian State	1554
The Citadel	1533
Western Carolina	1485
Wofford	1444
UNCG	1384
Davidson	1270

### Assists

Elon	667
Samford	663
Appalachian State	651
Furman	626
Western Carolina	626
Coll. of Charleston	613
Georgia Southern	566
The Citadel	562
Wofford	544
UNCG	510
Davidson	486

### Errors

Wofford	112
Samford	95
Davidson	93
Elon	91
Furman	85
Coll. of Charleston	84
Western Carolina	80
The Citadel	75
Georgia Southern	73
Appalachian State	72
UNCG	65

### Fielding double plays

Elon	57
Western Carolina	54
Appalachian State	51
Furman	45
The Citadel	45
Samford	42
Coll. of Charleston	40
Georgia Southern	28
UNCG	27
Wofford	20
Davidson	17

### Stolen bases against

Georgia Southern	128
The Citadel	81
Davidson	77
Wofford	76
Furman	75
Elon	63
UNCG	62
Coll. of Charleston	57
Samford	46
Appalachian State	40
Western Carolina	38

### Caught stealing by

Elon	30
UNCG	28
Davidson	26
Furman	25
Georgia Southern	24
Western Carolina	23
The Citadel	22
Wofford	20
Appalachian State	19
Samford	19
Coll. of Charleston	14

### Steal attempts against


Georgia Southern	152
The Citadel	103
Davidson	103
Furman	100
Wofford	96
Elon	93
UNCG	90
Coll. of Charleston	71
Samford	65
Western Carolina	61
Appalachian State	59

### Passed balls

The Citadel	18
Georgia Southern	18
Furman	16
UNCG	13
Elon	13
Davidson	10
Coll. of Charleston	8
Samford	6
Western Carolina	5
Wofford	5
Appalachian State	4

### Catchers interference

Furman	4
Wofford	2
UNCG	2
Samford	2
Elon	2
Georgia Southern	1



Elon catcher Alex Swim threw out 19 runners trying to steal in 2012, helping the Phoenix lead the league with 30 runners caught stealing.



## INDIVIDUAL BATTING LEADERS

**Batting avg**

Eric Phillips, GSU	.391
Marty Gantt, COFC	.373
Tyler Tewell, APP	.357
Alex Swim, ELON	.357
Tyler White, WCU	.354
Ross Heffley, WCU	.346
Kris Richards, UNCG	.342
Mac Doyle, WOF	.341
Saxon Butler, SAM	.340
C.K. Irby, SAM	.340

**Slugging pct**

Brandon Miller, SAM	.650
Daniel Kassouf, APP	.635
Marty Gantt, COFC	.614
Mac Doyle, WOF	.600
Trevor Edwards, UNCG	.599
Saxon Butler, SAM	.575
Daniel Aldrich, COFC	.574
Brandon Murray, COFC	.570
Eric Phillips, GSU	.563
Tyler Tewell, APP	.552

**On base pct**

Marty Gantt, COFC	.483
Eric Phillips, GSU	.459
Tyler White, WCU	.445
Mac Doyle, WOF	.439
Ross Heffley, WCU	.436
Tyler Zupcic, APP	.435
Brad Moss, SAM	.433
Saxon Butler, SAM	.429
Brandon Murray, COFC	.423
Will Owens, FUR	.422

**Runs scored**

Marty Gantt, COFC	68
Hector Crespo, APP	63
Brandon Miller, SAM	58
Zeth Stone, SAM	57
Tyler Zupcic, APP	56
Scooter Williams, GSU	56
Saxon Butler, SAM	55
Phillip Ervin, SAM	55
Will Callaway, APP	54
Will Miller, FUR	54

**Hits**

Eric Phillips, GSU	93
Saxon Butler, SAM	88
Marty Gantt, COFC	88
Alex Swim, ELON	86
Phillip Ervin, SAM	85
Zeth Stone, SAM	84
Will Owens, FUR	80
Ross Heffley, WCU	80
Daniel Kassouf, APP	79
Tyler Tewell, APP	79

**Runs batted in**

Daniel Kassouf, APP	66
Brandon Miller, SAM	65
Saxon Butler, SAM	61
Eric Phillips, GSU	54
Ryan Kinsella, ELON	54
Will Callaway, APP	53
Phillip Ervin, SAM	52
C.K. Irby, SAM	49
Paul Nitto, FUR	47
Mac Doyle, WOF	47

**Doubles**

Eric Phillips, GSU	24
Taylor Johnson, FUR	21
Marty Gantt, COFC	20
Phillip Ervin, SAM	18
Drew Gadaire, DAV	18
Bradley Goodson, COFC	18
Brandon Miller, SAM	17
Tyler Tewell, APP	17
Tyler Zupcic, APP	17
3 tied at	16

**Triples**

Daniel Aldrich, COFC	7
Hunter Burton, FUR	6
Jake Luce, ELON	5
9 tied at	4

**Home runs**

Brandon Miller, SAM	23
Daniel Kassouf, APP	17
Saxon Butler, SAM	15
Trevor Edwards, UNCG	14
Mac Doyle, WOF	13
Brandon Murray, COFC	12
Daniel Aldrich, COFC	11
Marty Gantt, COFC	11
Garrett Koster, ELON	11
3 tied at	10

**Total bases**

Brandon Miller, SAM	160
Saxon Butler, SAM	149
Daniel Kassouf, APP	148
Marty Gantt, COFC	145
Phillip Ervin, SAM	135
Eric Phillips, GSU	134
Daniel Aldrich, COFC	124
Mac Doyle, WOF	123
Bradley Goodson, COFC	122
Tyler Tewell, APP	122

**Walks**

Marty Gantt, COFC	45
Hector Crespo, APP	45
Brad Moss, SAM	44
Scooter Williams, GSU	38
Brandon Miller, SAM	37
Ross Heffley, WCU	35
Alex Abrams, FUR	34
Ryan Kinsella, ELON	33
3 tied at	32

**Hit by pitch**

Scooter Williams, GSU	14
Tyler Zupcic, APP	14
Phillip Ervin, SAM	13
Drew DeKerlegand, CIT	13
Rob Harding, COFC	12
Christiaan Durdall, SAM	12
Eric Phillips, GSU	11
Saxon Butler, SAM	11
Will Miller, FUR	11
Will Owens, FUR	10

**Sac bunts**

Brad Moss, SAM	15
Cambric Moye, UNCG	14
Hunter Burton, FUR	13
Ben Morgan, GSU	12
Julian Ridings, WCU	10
Stryker Brown, GSU	10
Austin Allison, SAM	10
Christian Wolfe, UNCG	10
Bobby Martin, UNCG	10
Kris Richards, UNCG	10

**Sac flies**

Eric Phillips, GSU	7
Alex Swim, ELON	7
Scooter Williams, GSU	6
Daniel Kassouf, APP	6
Will Callaway, APP	6
Tyler Tewell, APP	6
Jacob Hoyle, WCU	6
4 tied at	5

**Stolen bases**

Hector Crespo, APP	30
Eric Phillips, GSU	29
Marty Gantt, COFC	29
Justin Mackert, CIT	25
Will Callaway, APP	23
Scooter Williams, GSU	22
Will Miller, FUR	21
Will Muzika, FUR	18
Eric Brenk, WOF	18
3 tied at	16

**Total plate appearances**

Zeth Stone, SAM	312
Saxon Butler, SAM	305
Brad Moss, SAM	299
Phillip Ervin, SAM	298
Brandon Miller, SAM	291
Bradley Goodson, COFC	289
Marty Gantt, COFC	289
Hector Crespo, APP	285
Eric Phillips, GSU	284
Michael Burruss, GSU	282

**At bats**

Zeth Stone, SAM	262
Bradley Goodson, COFC	261
Phillip Ervin, SAM	260
Saxon Butler, SAM	259
Michael Burruss, GSU	258
Nick Orvin, CIT	252
Aaron Attaway, WCU	248
Brandon Miller, SAM	246
Will Miller, FUR	242
3 tied at	241

**Steal attempts**

Marty Gantt, COFC	38
Hector Crespo, APP	33
Eric Phillips, GSU	33
Justin Mackert, CIT	31
Will Callaway, APP	27
Will Miller, FUR	25
Scooter Williams, GSU	25
Eric Brenk, WOF	24
Mason Davis, CIT	22
2 tied at	21

**Strikeouts**

Garrett Koster, ELON	63
Cody Martin, COFC	62
Andrew Barna, DAV	57
Bradley Goodson, COFC	55
Daniel Aldrich, COFC	55
Brandon Miller, SAM	52
Brandon Murray, COFC	51
Jake Berman, DAV	50
Nick Orvin, CIT	50
Ryan Kinsella, ELON	50

**Caught stealing**

Marty Gantt, COFC	9
Mason Davis, CIT	8
James Plaisted, WOF	8
Jake Luce, ELON	7
Eric Brenk, WOF	6
Justin Mackert, CIT	6
Cody Jones, WCU	6
Tyler White, WCU	6
Sebastian Gomez, ELON	6
6 tied at	5

**Grounded into DP**

Eric Phillips, GSU	8
Tyler Avera, GSU	8
Michael Burruss, GSU	7
Justin Mackert, CIT	7
Ben Morgan, GSU	7
6 tied at	6



*Georgia Southern infielder Eric Phillips led the SoCon in batting average (.391), hits (93), doubles (24) and sacrifice flies (seven) in 2012 en route to earning first-team All-Southern Conference honors.*

## INDIVIDUAL PITCHING LEADERS

### Earned run avg

Christian Powell, COFC	2.69
Matt Pegler, COFC	2.83
Brandon Yarusi, WOF	3.10
Austin Pritcher, CIT	3.19
Dylan Hathcock, UNCG	3.32
Spencer Medick, ELON	3.35
Josh Martin, SAM	3.35
Josh Renfro, COFC	3.44
Jordan Smith, WCU	3.48
Seth Grant, APP	3.49

### Opposing bat avg

Matt Pegler, COFC	.221
Henry Sisson, DAV	.224
Brandon Yarusi, WOF	.237
Ryan West, COFC	.237
Ryan Arrowood, APP	.242
Morgan McKinney, WCU	.243
Dylan Clark, ELON	.244
Christian Powell, COFC	.247
Dylan Hathcock, UNCG	.249
Will Middour, GSU	.251

### Innings pitched

Josh Martin, SAM	110.0
Charles Basford, SAM	106.0
Chris Beck, GSU	103.2
Seth Grant, APP	100.2
Ryan Arrowood, APP	99.1
Brandon Yarusi, WOF	98.2
Austin Pritcher, CIT	98.2
Jordan Smith, WCU	95.2
Christian Powell, COFC	93.2
Matt Pegler, COFC	89.0

### Batters struck out

Chris Beck, GSU	115
Brandon Yarusi, WOF	107
Josh Martin, SAM	95
Ryan Arrowood, APP	93
Justin Hess, GSU	85
Jordan Smith, WCU	78
Christian Powell, COFC	77
Josh Renfro, COFC	73
Spencer Medick, ELON	72
Seth Grant, APP	69

### Batters SO out looking

Chris Beck, GSU	45
Josh Martin, SAM	33
Seth Grant, APP	31
Jordan Smith, WCU	30
Jarret Leverett, GSU	28
Justin Hess, GSU	27
Ryan Arrowood, APP	25
Kyle Putkonen, SAM	23
Charles Basford, SAM	23
Josh Renfro, COFC	23

### Wins

Josh Martin, SAM	12
Ryan Arrowood, APP	11
Matt Pegler, COFC	10
Charles Basford, SAM	10
Dylan Clark, ELON	9
Christian Powell, COFC	9
Seth Grant, APP	7
11 tied at	6

### Saves

Nathan Hyatt, APP	16
Nate Young, ELON	11
David Peterson, COFC	10
Preston Hatcher, WCU	10
C.K. Irby, SAM	10
Jarret Leverett, GSU	7
Elliott Warford, FUR	7
Eric Eck, WOF	7
Kyle Rowe, GSU	6
Ryan Hines, CIT	6

### Appearances

Ryan Hines, CIT	36
Stephen Gary, FUR	33
David Peterson, COFC	32
Matt Solter, FUR	32
Elliott Warford, FUR	31
David Port, APP	31
Alex Wilson, WOF	31
Ross White, CIT	31
3 tied at	30

### Games started

Josh Martin, SAM	17
Chris Beck, GSU	16
Ryan Arrowood, APP	16
Charles Basford, SAM	16
Christian Powell, COFC	16
Rob Marcello, APP	16
Seth Grant, APP	16
7 tied at	15

### Games finished

David Peterson, COFC	29
Preston Hatcher, WCU	24
Nathan Hyatt, APP	24
Elliott Warford, FUR	23
Eric Eck, WOF	23
C.K. Irby, SAM	22
Nate Young, ELON	18
Ryan Hines, CIT	17
Jarret Leverett, GSU	15
Kyle Rowe, GSU	14

### Games in relief

Ryan Hines, CIT	36
Matt Solter, FUR	32
David Peterson, COFC	32
Stephen Gary, FUR	32
Ross White, CIT	31
David Port, APP	31
Alex Wilson, WOF	31
Zach Furl, UNCG	30
5 tied at	29

### Sac bunts allowed

Rob Marcello, APP	13
Josh Martin, SAM	11
Matt Pegler, COFC	11
Morgan McKinney, WCU	11
Brandon Yarusi, WOF	11
Kyle Putkonen, SAM	10
Bobby Lyne, FUR	9
Corey Taylor, UNCG	9
Cash Collins, WOF	9
4 tied at	8

### Sac flies allowed

Logan Cribb, CIT	7
Seth Grant, APP	6
Christian Powell, COFC	6
David Whitehead, ELON	5
Chris Beck, GSU	5
Spencer Medick, ELON	5
James Reeves, CIT	5
Brian Russell, DAV	5
Max Povse, UNCG	5
Jeremy Null, WCU	5

### Losses

Josh Renfro, COFC	8
Ryan Overcash, DAV	8
Brandon Yarusi, WOF	7
Brian Russell, DAV	7
Cash Collins, WOF	7
Chris Beck, GSU	7
Tyler Wood, FUR	7
4 tied at	6

### Runners picked off

Spencer Medick, ELON	6
Brandon Yarusi, WOF	5
Chris Beck, GSU	5
Austin Pritcher, CIT	5
Kyle Owings, COFC	4
Cash Collins, WOF	4
Daniel Gerow, DAV	4
Josh Renfro, COFC	4
4 tied at	3

### Wild pitches

Josh Adams, GSU	12
TJ Clarkson, CIT	11
Ryan Arrowood, APP	11
Nate Smith, FUR	11
Justin Hess, GSU	10
Jim Stokes, ELON	10
Brian Russell, DAV	9
Tyler Wood, FUR	9
Kyle Owings, COFC	9
6 tied at	8

### Balks

Dylan Hathcock, UNCG	3
Henry Sisson, DAV	3
Lex Rutledge, SAM	3
TJ Clarkson, CIT	3
Tyler Wood, FUR	3
6 tied at	2

### Hit batters

Josh Renfro, COFC	17
Ryan West, COFC	15
Rob Marcello, APP	13
Morgan McKinney, WCU	13
Jordan Smith, WCU	12
David Whitehead, ELON	11
Austin Pritcher, CIT	10
Charles Basford, SAM	10
Kyle Webb, ELON	10
5 tied at	9

### Intentional BB allowed

Jordan Smith, WCU	2
Logan Cribb, CIT	3
David Whitehead, ELON	1
Kevin Connell, CIT	2
Elliott Warford, FUR	1
Preston Hatcher, WCU	4
Charles Basford, SAM	1
Morgan McKinney, WCU	1
Adam Curtis, WCU	1
Kyle Webb, ELON	1

### Hits allowed

Ryan West, COFC	54
Will Middour, GSU	56
Dylan Hathcock, UNCG	57
Corey Taylor, UNCG	58
Brian Russell, DAV	59
Max Povse, UNCG	61
Henry Sisson, DAV	61
Kevin Connell, CIT	64
Tyler Hollstegge, UNCG	68
Kyle Webb, ELON	69

### Runs allowed

Ryan West, COFC	30
Corey Taylor, UNCG	30
Dylan Hathcock, UNCG	31
Tyler Hollstegge, UNCG	32
Will Middour, GSU	33
Spencer Medick, ELON	35
Kevin Connell, CIT	36
Matt Pegler, COFC	37
Kyle Webb, ELON	39
Justin Hess, GSU	39

### Earned runs allowed

Dylan Hathcock, UNCG	22
Will Middour, GSU	24
Tyler Hollstegge, UNCG	25
Ryan West, COFC	25
Christian Powell, COFC	28
Corey Taylor, UNCG	28
Matt Pegler, COFC	28
Spencer Medick, ELON	28
Kevin Connell, CIT	29
Kyle Webb, ELON	30



**Samford right-hander Josh Martin led the SoCon with 12 wins and 17 starts in 2012 and won the Walt Nadzak Award as the SoCon tournament's Most Outstanding Player.**



## INDIVIDUAL PITCHING LEADERS (CONTINUED)

### Walks allowed

Ryan Overcash, DAV	17
Ryan West, COFC	18
Kyle Webb, ELON	18
Dylan Clark, ELON	18
Corey Taylor, UNCG	19
Bobby Lyne, FUR	19
Dylan Hathcock, UNCG	20
Matt Pegler, COFC	20
Will Middour, GSU	20
Josh Renfro, COFC	20

### Doubles allowed

Tyler Wood, FUR	6
Dylan Hathcock, UNCG	8
Justin Hess, GSU	9
Kevin Connell, CIT	10
David Whitehead, ELON	10
Corey Taylor, UNCG	10
Jeremy Null, WCU	10
Pete Noordsy, WOF	10
Tyler Hollstegge, UNCG	11
Kyle Putkonen, SAM	11

### Triples allowed

Dylan Clark, ELON	0
Brian Russell, DAV	0
Spencer Medick, ELON	0
Henry Sisson, DAV	0
Ryan West, COFC	0
Cash Collins, WOF	0
Corey Taylor, UNCG	0
Christian Powell, COFC	1
Kyle Webb, ELON	1
Brandon Yarusi, WOF	1

### Home runs allowed

Pete Noordsy, WOF	0
Rob Marcello, APP	1
Ryan West, COFC	1
Austin Pritcher, CIT	2
David Whitehead, ELON	2
Kyle Webb, ELON	3
Brian Russell, DAV	3
Corey Taylor, UNCG	3
Seth Grant, APP	4
Josh Renfro, COFC	4

## INDIVIDUAL FIELDING LEADERS

### Fielding pct

Bo Thompson, CIT	1.000
Trevor Edwards, UNCG	1.000
Bobby Martin, UNCG	1.000
Christiaan Durdall, SAM	1.000
Jake Luce, ELON	1.000
Dykota Spiess, WCU	1.000
Jake Jones, FUR	1.000
Zac Lenns, GSU	1.000
Daniel Kassouf, APP	1.000
Hunter Thomas, GSU	1.000

### Chances

Saxon Butler, SAM	650
Trey Holmes, APP	572
Brad Moss, SAM	546
K. Diamaduros, WOF	501
Ryan Kinsella, ELON	499
Tyler White, WCU	459
T.D. Davis, GSU	421
Chase Griffin, GSU	417
Lloyd Enzor, UNCG	415
David Roney, WOF	389

### Putouts

Saxon Butler, SAM	606
Trey Holmes, APP	533
Brad Moss, SAM	471
K. Diamaduros, WOF	470
Ryan Kinsella, ELON	449
Tyler White, WCU	414
Lloyd Enzor, UNCG	394
T.D. Davis, GSU	394
Chase Griffin, GSU	358
Calvin Sigelbaum, DAV	349

### Assists

Austin Allison, SAM	171
Hunter Burton, FUR	171
Will Callaway, APP	167
Ross Heffley, WCU	166
Aaron Attaway, WCU	166
Bradley Goodson, COFC	155
Chris Bresnahan, ELON	153
Hector Crespo, APP	149
Sebastian Gomez, ELON	145
Zeth Stone, SAM	140

### Fielding double plays

Trey Holmes, APP	51
Sebastian Gomez, ELON	45
Tyler White, WCU	44
Ross Heffley, WCU	41
Will Callaway, APP	39
Aaron Attaway, WCU	36
Ryan Kinsella, ELON	36
Saxon Butler, SAM	35
Hunter Burton, FUR	35
Hector Crespo, APP	32



*The Citadel's Bo Thompson shared the lead league with a perfect 1.000 fielding percentage in 2012. Thompson did not commit an error in 144 total chances.*

### Catchers interference

Cambric Moyer, UNCG	2
Brad Moss, SAM	2
Paul Nitto, FUR	2
Zach Greenwell, FUR	2
David Roney, WOF	2
Alex Swim, ELON	1
Chase Griffin, GSU	1
Ryan Kinsella, ELON	1

### Steal attempts against

Chase Griffin, GSU	119
Alex Swim, ELON	73
David Roney, WOF	72
Cambric Moyer, UNCG	64
Daniel Gerow, DAV	63
Brad Moss, SAM	60
Zach Greenwell, FUR	55
Joe Jackson, CIT	46
Grant Richards, CIT	46
2 tied at	44

### Stolen bases against

Chase Griffin, GSU	102
David Roney, WOF	62
Alex Swim, ELON	54
Zach Greenwell, FUR	47
Brad Moss, SAM	45
Daniel Gerow, DAV	44
Cambric Moyer, UNCG	43
Joe Jackson, CIT	40
Grant Richards, CIT	39
Jimmy Holton, COFC	34

### Caught stealing by

Cambric Moyer, UNCG	21
Alex Swim, ELON	19
Daniel Gerow, DAV	19
Chase Griffin, GSU	17
Adam Martin, WCU	16
Brad Moss, SAM	15
Jeremy Dowdy, APP	13
David Roney, WOF	10
Paul Nitto, FUR	8
Zach Greenwell, FUR	8

### Errors

Hunter Burton, FUR	27
Stephen Cantrell, WOF	23
Bradley Goodson, COFC	23
Zeth Stone, SAM	23
Michael Zeblo, DAV	21
Aaron Attaway, WCU	20
Eric Brenk, WOF	20
Will Callaway, APP	18
Andrew Barna, DAV	18
Matt Moore, WOF	18

## REGULAR-SEASON CHAMPIONS

Year	School	W	L	Pct.
1954	Virginia Tech	10	4	.714
1955	West Virginia	7	2	.778
1956	George Washington	8	3	.727
1957	George Washington	12	1	.923
1958	Richmond	9	2	.818
	George Washington	9	2	.818
1959	George Washington	7	2	.778
1960	The Citadel	8	2	.800
	Richmond	8	2	.800
1961	West Virginia	8	2	.800
1962	West Virginia	9	2	.818
1963	West Virginia	13	1	.929
1964	West Virginia	14	2	.875
1965	Furman	9	2	.818
1966	East Carolina	12	3	.800
1967	West Virginia	13	3	.813
1968	East Carolina	8	1	.889
1969	Furman	11	3	.786
1970	East Carolina	13	6	.684
1971	The Citadel	11	5	.688
	Furman	11	5	.688
1972	Richmond	13	3	.813
1973	Appalachian State	11	3	.786
1974	East Carolina	12	2	.857
1975	The Citadel	11	3	.786
1976	Furman	11	2	.846
1977	East Carolina	15	1	.938
1978	Marshall	11	1	.917
1979	The Citadel	13	3	.813
1980	East Tennessee State	14	1	.933
1981	East Tennessee State	12	4	.750
	Marshall	12	4	.750
	Western Carolina	12	4	.750
1982	The Citadel	14	2	.875
1983	The Citadel	12	2	.857
1984	N-Appalachian State	12	2	.857
	S-Western Carolina	13	3	.813
1985	N-Appalachian State	14	3	.824
	S-Davidson	11	5	.688
1986	N-Appalachian State	15	2	.882
	S-Western Carolina	12	5	.706
1987	N-Appalachian State	10	2	.833
	S-Western Carolina	13	3	.813
1988	N-VMI	11	7	.611
	S-Western Carolina	14	3	.824
1989	Western Carolina	10	5	.667
1990	The Citadel	13	1	.920
1991	The Citadel	16	2	.889
1992	Western Carolina	17	4	.810
1993	Georgia Southern	18	5	.783
1994	Western Carolina	19	4	.826
1995	The Citadel	19	5	.792
1996	Georgia Southern	17	3	.850
1997	Georgia Southern	18	6	.750
	Western Carolina	18	6	.750
1998	UNCG	22	5	.815
1999	The Citadel	24	5	.828
2000	Georgia Southern	23	7	.767
	The Citadel	23	7	.767
2001	Georgia Southern	21	9	.700
2002	The Citadel	22	8	.733
2003	Western Carolina	22	8	.733
2004	College of Charleston	25	5	.833
2005	College of Charleston	27	3	.900
2006	Elon	21	6	.778
2007	Western Carolina	20	7	.741
	College of Charleston	20	7	.741
2008	Elon	19	8	.704
2009	Elon	23	4	.852
2010	The Citadel	24	6	.800
2011	Elon	23	7	.767
2012	Appalachian State	21	9	.700
	College of Charleston	21	9	.700

## REGULAR-SEASON CHAMPIONSHIPS BY SCHOOL

(Current Schools)

The Citadel	13
Western Carolina	11
Appalachian State	6
Georgia Southern	5
College of Charleston	4
Elon	4
Furman	4
Davidson	1
UNCG	1

### 1954

Conference	W	L	Overall	W	L
Virginia Tech*	10	4	14	8	
George Washington	6	4	16	7	
VMI	6	4	12	6	
Richmond	6	4	9	10	
The Citadel	3	2	5	9	
West Virginia	5	4	13	7	
Davidson	3	4	5	13	
Furman	2	4	8	7	
Washington & Lee	4	9	4	15	
William & Mary	2	8	4	12	

### 1955

Conference	W	L	Overall	W	L
West Virginia*	7	2	20	6	
George Washington	8	3	12	6	
Virginia Tech	8	4	13	8	
The Citadel	6	3	7	9	
Davidson	5	3	11	5	
Richmond	5	5	10	11	
VMI	6	7	12	8	
William & Mary	4	7	8	9	
Washington & Lee	3	12	4	17	
Furman	1	7	5	15	

### 1956

Conference	W	L	Overall	W	L
George Washington*	8	3	11	7	
West Virginia	6	3	15	9	
Furman	4	2	10	10	
Richmond	6	4	9	8	
VMI	7	7	12	10	
Virginia Tech	7	7	9	12	
William & Mary	6	7	6	10	
The Citadel	4	5	10	13	
Washington & Lee	5	9	6	13	
Davidson	3	9	6	13	

### 1957

Conference	W	L	Overall	W	L
George Washington*	12	1	19	4	
Furman	5	3	11	11	
William & Mary	8	7	11	8	
Virginia Tech	8	7	9	12	
West Virginia	4	5	12	8	
Richmond	6	8	11	10	
The Citadel	3	4	10	10	
VMI	4	6	8	13	
Washington & Lee	4	7	8	10	
Davidson	3	9	6	13	

### 1958

Conference	W	L	Overall	W	L
Richmond*	9	2	13	3	
George Washington*	9	2	12	8	
The Citadel	7	3	15	9	
Davidson	7	4	11	6#	
West Virginia	5	3	12	11	
Virginia Tech	6	7	9	11	
Furman	3	5	8	12	
Washington & Lee	2	8	5	9	
VMI	2	8	3	11	
William & Mary	1	9	3	11	

### 1959

Conference	W	L	Overall	W	L
George Washington*	7	2	14	5	
Richmond	7	3	10	4	
The Citadel	6	3	19	5	
Virginia Tech	9	5	12	7	
West Virginia	8	5	16	9	
Furman	4	5	8	12	
VMI	5	10	5	11	
Davidson	3	7	4	17	
William & Mary	2	11	4	12	

### 1960

Conference	W	L	Overall	W	L
Richmond*	8	2	13	3	
The Citadel*	8	2	19	5	
West Virginia	6	4	17	9	
Furman	6	4	15	9	
Virginia Tech	7	6	10	9	
George Washington	5	5	10	6	
VMI	5	8	6	8	
Davidson	3	5	7	12	
William & Mary	2	14	6	15	

### 1961

Conference	W	L	Overall	W	L
West Virginia*	8	2	17	10	
Richmond	7	3	11	4	
Furman	7	3	15	10	
Virginia Tech	7	6	9	15	
VMI	6	6	7	7	
Davidson	6	6	9		
14#					
The Citadel	5	6	11	8	
George Washington	2	7	6	10	
William & Mary	2	11	2	13	

### 1962

Conference	W	L	Overall	W	L
West Virginia*	9	2	19	8	
Richmond	8	3	12	5	
Furman	6	3	12	9	
Virginia Tech	7	5	11	6	
VMI	7	7	8	7	
George Washington	4	6	8	7	
The Citadel	3	7	10	13	
Davidson	3	7	8	16	
William & Mary	3	10	4	12	

### 1963

Conference	W	L	Overall	W	L
West Virginia*	13	1	30	3	
Virginia Tech	10	1	14	7	
Richmond	9	5	10	8	
VMI	7	7	14	11	
The Citadel	4	7	9	10	
George Washington	4	8	4	13	
Furman	3	7	7	16	
Davidson	4	10	8	18	
William & Mary	1	9	2	14	

### 1964

Conference	W	L	Overall	W	L
West Virginia*	14	2	24	5	
Furman	10	3	17	11	
Davidson	9	5	14		
13#					
Virginia Tech	9	6	12	10	
Richmond	5	7	8	11	
George Washington	5	8	6	12	
VMI	5	9	10	12	
The Citadel	3	10	7	12	
William & Mary	2	12	2	14	

### 1965

Conference	W	L	Overall	W	L
Furman*	9	2	12	14	
West Virginia	10	4	19	9	
Richmond	10	5	13	10	
VMI	8	6	15	9	
The Citadel	9	7	12	12	
George Washington	4	6	9	7	
Virginia Tech	5	11	10	13	
Davidson	5	11	8	24	
William & Mary	3	11	4	30	



# YEARLY STANDINGS



1966	Conference		Overall		1973	Conference		Overall		1977	Conference		Overall	
	W	L	W	L		W	L	W	L		W	L	W	L
East Carolina*	12	3	17	10	Appalachian State*	11	3	14	10	East Carolina*	15	1	30	12
West Virginia	12	4	26	7	East Carolina	10	4	16	8	Western Carolina	14	2	27	5
George Washington	9	5	13	6	Richmond	8	5	16	8	The Citadel	10	4	21	11
William & Mary	10	6	12	15	The Citadel	8	6	16	8	Marshall	8	8	20	21
Richmond	7	5	17	6	William & Mary	6	6	11	15	William & Mary	7	9	15	25
VMI	6	10	10	13	Furman	6	6	16	15	Appalachian State	6	10	21	14
Davidson	5	11	10	24	Davidson	1	10	8	15	Davidson	5	11	15	25
The Citadel	3	9	8	16	VMI	0	10	3	14	Furman	3	13	14	30
Furman	2	13	4	25						VMI	2	12	5	19
										Chattanooga	0	0	23	14
1967	Conference		Overall		1974	Conference		Overall		1978	Conference		Overall	
	W	L	W	L		W	L	W	L		W	L	W	L
West Virginia*	13	3	22	9	East Carolina*	12	2	17	13	Marshall*	11	1	27	13
East Carolina	13	3	23	6	Richmond	9	5	22	12	Appalachian State	10	4	24	10
Richmond	10	5	13	9	Appalachian State	9	5	20	13	The Citadel	9	5	30	9
William & Mary	8	8	17	13	The Citadel	7	7	17	11	Western Carolina	8	5	20	13#
VMI	7	9	9	10	Davidson	6	8	10	15	Furman	6	7	13	18
Furman	6	8	8	18	William & Mary	5	9	8	17	Chattanooga	5	9	25	18
The Citadel	6	9	9	15	VMI	5	9	6	14	Davidson	4	8	15	26
George Washington	2	10	6	13	Furman	3	11	14	20	VMI	4	8	15	26
Davidson	2	12	3	20										
*Regular season champion. Won playoff					1975	Conference		Overall		1979	Conference		Overall	
	W	L	W	L		W	L	W	L		W	L	W	L
East Carolina*	8	1	21	11	The Citadel*	11	3	21	9	The Citadel*	13	3	27	15
William & Mary	5	3	21	14	Davidson	10	4	21	15	Appalachian State	10	5	20	22
Richmond	4	3	9	11	East Carolina	9	5	16	12	East Tennessee State	10	5	29	23
Furman	5	4	14	13	Furman	8	6	10	12	Marshall	10	6	23	15#
West Virginia	4	4	9	8	Richmond	8	6	17	16	Furman	9	7	16	16
The Citadel	4	5	16	10	Appalachian State	6	8	19	16	Western Carolina	6	7	13	15
George Washington	3	4	12	7	William & Mary	3	11	10	18	Chattanooga	6	10	16	15
VMI	3	5	7	8	VMI	1	13	2	18	Davidson	5	11	13	23
Davidson	1	8	3	23						VMI	0	15	6	25
1968	Conference		Overall		1976	Conference		Overall		1980	Conference		Overall	
	W	L	W	L		W	L	W	L		W	L	W	L
East Carolina*	8	1	21	11	Furman*	11	2	23	16	East Tennessee State*	14	1	39	7#
William & Mary	5	3	21	14	Richmond	9	5	20	12	Marshall	10	3	17	11
Richmond	4	3	9	11	The Citadel	7	4	18	9	Appalachian State	10	5	17	19
Furman	5	4	14	13	East Carolina	7	6	22	7	Western Carolina	8	5	22	15
West Virginia	4	4	9	8	William & Mary	5	5	13	20	The Citadel	9	6	23	14
The Citadel	4	5	16	10	Davidson	5	8	10	22	Davidson	7	8	15	24
George Washington	3	4	12	7	Appalachian State	4	8	24	14	Furman	2	10	7	22
VMI	3	5	7	8	VMI	2	12	6	23	Chattanooga	1	11	12	20
Davidson	1	8	3	23						VMI	0	12	4	22
1969	Conference		Overall		1977	Conference		Overall		1981	Conference		Overall	
North	W	L	W	L		W	L	W	L		W	L	W	L
VMI	9	8	10	12	The Citadel*	11	5	22	9	East Tennessee State*	14	1	39	7#
William & Mary	8	7	15	13	Furman*	11	5	21	12	Marshall	10	3	17	11
George Washington	7	7	13	16	Richmond	10	6	14	13	Appalachian State	10	5	17	19
Richmond	3	9	6	12	William & Mary	10	6	14	13	Western Carolina	8	5	22	15
South	W	L	W	L	East Carolina	8	6	18	15	The Citadel	9	6	23	14
Furman*	11	3	18	15#	Davidson	6	8	15	19	Davidson	7	8	15	24
The Citadel	10	6	18	10	Appalachian State	6	8	12	18	Furman	2	10	7	22
East Carolina	7	7	15	13	VMI	6	8	12	18	Chattanooga	1	11	12	20
Davidson	3	11	8	18#						VMI	0	12	4	22
1970	Conference		Overall		1978	Conference		Overall		1982	Conference		Overall	
North	W	L	W	L		W	L	W	L		W	L	W	L
William & Mary	9	6	17	16	Marshall*	11	1	27	13	Marshall	10	3	17	11
George Washington	11	8	17	18	Appalachian State	10	5	20	22	Appalachian State	10	5	17	19
Richmond	5	9	9	12	East Tennessee State	10	5	29	23	Western Carolina	8	5	22	15
VMI	4	9	6	13	Marshall	10	6	23	15#	The Citadel	9	6	23	14
South	W	L	W	L	Furman	9	7	16	16	Davidson	7	8	15	24
East Carolina*	13	6	18	11	Western Carolina	6	7	13	15	Furman	2	10	7	22
Furman	9	6	18	11	Chattanooga	6	10	16	15	Chattanooga	1	11	12	20
The Citadel	6	8	13	11	Davidson	5	11	13	23	VMI	0	12	4	22
Davidson	5	10	10	15	VMI	0	15	6	25					
1971	Conference		Overall		1979	Conference		Overall		1983	Conference		Overall	
	W	L	W	L		W	L	W	L		W	L	W	L
The Citadel*	11	5	22	9	East Tennessee State*	14	1	39	7#	Marshall	10	3	17	11
Furman*	11	5	21	12	Marshall	10	3	17	11	Appalachian State	10	5	17	19
Richmond	10	6	14	13	Appalachian State	10	5	22	15	Western Carolina	8	5	22	15
William & Mary	10	6	14	13	The Citadel	9	6	23	14	The Citadel	9	6	23	14
East Carolina	8	6	18	15	Davidson	7	8	15	24	Davidson	7	8	15	24
Davidson	6	8	15	19	Furman	2	10	7	22	Furman	2	10	7	22
VMI	6	8	12	18	Chattanooga	1	11	12	20	Chattanooga	1	11	12	20
1972	Conference		Overall		VMI	0	12	4	22	VMI	0	12	4	22
	W	L	W	L										
Richmond*	13	3	21	6										
East Carolina	11	5	19	10										
Furman	10	6	19	13#										
The Citadel	9	7	17	13										
William & Mary	5	9	15	18										
Davidson	3	11	11	20										
VMI	3	13	6	19										
Appalachian State	0	0	12	14										

*Wake Forest second baseman Charles Teague was a three-time All-American and three-time All-Southern Conference selection from 1947-50. In 1949, he helped the Demon Deacons to the College World Series championship game and was named the CWS Most Valuable Player. He was named to the SoCon's 75th anniversary team in 1995.*



Wake Forest second baseman Charles Teague was a three-time All-American and three-time All-Southern Conference selection from 1947-50. In 1949, he helped the Demon Deacons to the College World Series championship game and was named the CWS Most Valuable Player. He was named to the SoCon's 75th anniversary team in 1995.

## 1981

	Conference		Overall	
	W	L	W	L
Western Carolina*	12	4	25	14
East Tennessee State*	12	4	44	17
Marshall*	12	4	22	17
The Citadel	11	5	31	13
Appalachian State	8	8	35	17#
Davidson	7	9	18	26
Chattanooga	6	10	28	24
Furman	4	12	11	33
VMI	0	16	3	37

## 1982

	Conference		Overall	
	W	L	W	L
The Citadel*	12	4	40	8
Western Carolina*	12	4	28	12
East Tennessee State	10	4	34	19
Appalachian State	8	8	30	21
Marshall	8	8	17	21
VMI	6	10	11	29
Furman	4	10	15	19#
Chattanooga	4	10	12	20
Davidson	2	12	13	26

## 1983

	Conference		Overall	
	W	L	W	L
The Citadel*	12	2	34	10
East Tennessee State	9	3	20	18
Western Carolina	9	5	25	20
Appalachian State	7	7	33	14
Marshall	7	7	19	14
VMI	5	9	11	25
Davidson	3	11	11	24
Furman	2	10	4	22

## 1984

North	Conference		Overall	
	W	L	W	L
Appalachian State*+	12	2	35	7
VMI	6	7	16	18
Marshall	5	8	11	16
East Tennessee State	3	9	9	19

South	Conference		Overall	
	W	L	W	L
Western Carolina*	13	3	37	20
The Citadel	12	5	26	21
Davidson	5	12	12	16#
Furman	4	14	16	19

## 1985

North	Conference		Overall	
	W	L	W	L
Appalachian State*	14	3	35	13
Marshall	10	8	26	18#
VMI	8	10	16	24
East Tennessee State	3	14	10	31

South	Conference		Overall	
	W	L	W	L
Davidson*	11	5	24	19
Western Carolina+	11	6	37	35
The Citadel	8	10	29	20
Furman	4	13	16	29

## 1986

North	Conference		Overall	
	W	L	W	L
Appalachian State*	15	2	40	13#
East Tennessee State	9	9	21	21
VMI	7	11	15	25
Marshall	4	13	15	18

South	Conference		Overall	
	W	L	W	L
Western Carolina*+	12	5	33	28
Davidson	10	8	21	20#
The Citadel	9	9	29	20
Furman	4	13	15	24

## 1987

North	Conference		Overall	
	W	L	W	L
Appalachian State*	10	2	26	13
VMI	8	4	16	16#
Marshall	5	7	16	17
East Tennessee State	1	11	9	19#

## South

	W	L	W	L
	W	L	W	L
Western Carolina*+	13	3	36	20
Davidson	10	7	25	17
The Citadel	6	12	19	31
Furman	5	12	11	26#

## 1988

North	Conference		Overall	
	W	L	W	L
VMI*	11	7	20	20
Appalachian State	9	7	29	17
Marshall	7	9	23	17
East Tennessee State	7	11	16	35

## South

	W	L	W	L
	W	L	W	L
Western Carolina*+	14	3	38	24
The Citadel	12	6	33	20
Davidson	7	11	28	26
Furman	2	15	8	29

## 1989

	Conference		Overall	
	W	L	W	L
Western Carolina*+	10	5	23	31
Marshall	8	5	16	14
Appalachian State	9	7	29	13
VMI	8	7	16	23
The Citadel	8	9	30	20
Furman	5	10	13	21
East Tennessee State	5	10	10	21

## 1990

	Conference		Overall	
	W	L	W	L
The Citadel*+	13	1	46	14
Western Carolina	10	7	37	25
Marshall	10	7	20	19
VMI	6	8	12	26
Appalachian State	6	9	19	22#
Furman	6	11	20	24
East Tennessee State	4	12	10	31

## 1991

	Conference		Overall	
	W	L	W	L
The Citadel*	16	2	34	19#
Western Carolina	11	3	36	26
Marshall	9	7	16	26
Furman+	6	5	26	26
Appalachian State	5	8	28	21
East Tennessee State	5	13	23	29
VMI	1	15	2	35#

## 1992

	Conference		Overall	
	W	L	W	L
Western Carolina*+	17	4	44	21#
Georgia Southern	15	6	31	27
East Tennessee State	11	8	31	20
The Citadel	10	9	35	20
Furman	11	10	21	31
Appalachian State	6	14	17	34
Marshall	5	13	15	26
VMI	4	15	11	39

## 1993

	Conference		Overall	
	W	L	W	L
Georgia Southern*	18	5	38	21
Western Carolina+	15	6	34	28
The Citadel	13	9	32	25
East Tennessee State	11	8	21	17
Davidson	11	9	20	28
Appalachian State	8	12	15	27
Marshall	9	14	13	27
VMI	5	15	20	29
Furman	4	16	17	22

## 1994

	Conference		Overall	
	W	L	W	L
Western Carolina*	19	4	45	18
Georgia Southern	15	7	31	25
Marshall	12	9	23	20
East Tennessee State	12	11	19	21
The Citadel+	11	13	32	34
Appalachian State	10	13	22	26
VMI	10	13	21	29
Davidson	10	14	20	31
Furman	4	19	9	35

## 1995

	Conference		Overall	
	W	L	W	L
The Citadel*+	19	5	39	19
Georgia Southern	14	10	35	24
Western Carolina	13	11	32	24
Davidson	12	12	19	32
East Tennessee State	11	12	25	27
Appalachian State	10	13	17	30
VMI	10	14	19	28
Marshall	9	15	12	38
Furman	9	15	16	32

## 1996

	Conference		Overall	
	W	L	W	L
Georgia Southern*+	17	3	46	14
Western Carolina	17	7	32	24#
Furman	15	9	26	29
The Citadel	13	10	33	26
Appalachian State	12	10	27	19
East Tennessee State	11	12	26	24
VMI	7	16	17	29
Davidson	6	18	16	33
Marshall	4	17	7	35#

## 1997

	Conference		Overall	
	W	L	W	L
Western Carolina*+	18	6	42	20
Georgia Southern*	18	6	34	26
The Citadel	16	7	37	21
Furman	13	11	29	23#
East Tennessee State	11	11	21	24
Davidson	8	15	18	34
Appalachian State	8	16	16	32
VMI	6	13	13	35
Marshall	4	17	7	39

## 1998

	Conference		Overall	
	W	L	W	L
UNCG*	22	5	40	18
The Citadel+	21	5	37	24
Western Carolina	20	6	45	15
Furman	12	12	21	27#
Wofford	10	12	15	32
Georgia Southern	9	15	22	30
Davidson	8	16	13	38
East Tennessee State	8	18	18	31
VMI	7	17	14	35
Appalachian State	6	17	13	28

## 1999

	Conference		Overall	
	W	L	W	L
The Citadel*+	24	5	41	20
College of Charleston	19	10	31	24
Western Carolina	18	10	36	23#
East Tennessee State	18	11	29	25
UNCG	16	12	29	26
Georgia Southern	13	15	29	29
VMI	13	16	22	27
Furman	13	17	22	35
Appalachian State	10	20	14	38
Davidson	9	21	11	37#
Wofford	7	23	14	36

## 2000

	Conference		Overall	
	W	L	W	L
Georgia Southern*+	23	7	38	23
The Citadel*	23	7	39	20
UNCG	20	9	34	24
Furman	15	13	27	31#
East Tennessee	15	15	21	31
College of Charleston	14	15	28	28#
Davidson	14	15	26	28
Appalachian State	11	17	17	38#
VMI	11	19	19	30
Western Carolina	8	22	15	38
Wofford	7	22	16	38



# YEARLY STANDINGS



2001			2007			2010		
Conference		Overall	Conference		Overall	Conference		Overall
W	L	W L	W	L	W L	W	L	W L
Georgia Southern*	21 9	42 20	Western Carolina*	20 7	42 20	The Citadel*+	24 6	43 22
The Citadel+	20 10	38 24	College of Charleston*	20 7	39 19	College of Charleston	22 8	44 19
Furman	18 11	30 25	Elon	15 12	32 29	Elon	19 11	38 24
Western Carolina	18 11	30 26	Appalachian State	14 13	33 26	Georgia Southern	19 11	34 24
UNCG	17 12	31 28	UNCG	14 13	30 30	Samford	17 12	31 25
Appalachian State	12 14	21 32	Georgia Southern	13 14	34 28	Western Carolina	16 13#	37 21#
East Tennessee State	13 17	23 32	The Citadel	12 15	34 27	Appalachian State	14 14#	38 18#
College of Charleston	10 16	24 28	Furman	11 16	19 36	Furman	11 19	19 37
Wofford	9 17	17 31	Wofford+	8 19	20 33	Wofford	9 21	17 38
Davidson	10 20	19 32	Davidson	8 19	19 34	UNCG	7 23	20 33
VMI	8 19	15 32				Davidson	5 25	19 32
2002			2008			2011		
Conference		Overall	Conference		Overall	Conference		Overall
W	L	W L	W	L	W L	W	L	W L
The Citadel*	22 8	31 26	Elon*+	19 8	44 18	Elon *	23 7	36 21
Western Carolina	20 10	33 23	College of Charleston	18 9	39 20	UNCG	22 8	34 20
College of Charleston	19 11	36 22	Furman	17 10	33 24	College of Charleston	18 12	39 22
Georgia Southern+	18 11	39 25	Georgia Southern	16 11	33 25	Samford	18 12	37 23
UNCG	17 11	33 22	UNCG	15 12	33 27	Georgia Southern +	18 12	36 26
Furman	14 16	26 34	Appalachian State	14 13	32 27	Appalachian State	15 15	33 27
Wofford	14 16	26 31	Western Carolina	14 13	29 28	Furman	13 16	24 33
East Tennessee State	13 16	21 36	The Citadel	12 15	28 28	Western Carolina	12 18	23 31#
Davidson	13 16	21 29	Wofford	6 21	24 35	Wofford	9 21	22 33
Appalachian State	10 19	16 34	Davidson	4 23	12 38	Davidson	8 21	18 30
VMI	1 27	10 41				The Citadel	8 22	20 36
2003			2009			2012		
Conference		Overall	Conference		Overall	Conference		Overall
W	L	W L	W	L	W L	W	L	W L
Western Carolina*+	22 8	43 21	Elon*	23 4	41 18	Appalachian State *	21 9	41 18
Georgia Southern	19 10	39 21	Georgia Southern +	20 8	42 17	College of Charleston *	21 9	38 22
The Citadel	19 11	32 25	The Citadel	20 10	37 22	Elon	20 10	33 26
UNCG	17 13	39 21	Western Carolina	19 10	35 22	Samford +	19 11	41 23
Furman	17 13	32 24	College of Charleston	17 13	35 22	Western Carolina	16 14	32 24
College of Charleston	17 13	31 27	Appalachian State	15 13	33 21	Georgia Southern	15 15	33 27
VMI	16 14	24 28	Davidson	11 16	18 31	Furman	13 17	28 31
Davidson	12 17	18 27	Furman	10 20	24 31	The Citadel	13 17	25 33
East Tennessee State	9 20	15 36	Samford	9 21	17 35	UNCG	10 20	25 27
Appalachian State	8 22	14 36	UNCG	7 21	20 29	Wofford	9 21	22 32
Wofford	7 22	9 40	Wofford	7 22	17 32	Davidson	8 22	17 31
2004								
Conference		Overall						
W	L	W L						
College of Charleston*	25 5	47 16						
Georgia Southern	21 9	34 25						
The Citadel+	21 9	39 28						
Elon	17 13	31 28						
UNCG#	16 14	33 21						
East Tennessee State	15 15	28 30						
Davidson	13 17	20 33						
Western Carolina	12 18	28 31						
Furman	11 19	21 33						
Wofford	8 22	17 30						
Appalachian State	6 24	10 43						
2005								
Conference		Overall						
W	L	W L						
College of Charleston*	27 3	48 15						
Georgia Southern	18 11	38 22						
Western Carolina	18 12	33 23						
Elon	18 12	32 25						
UNCG	17 13	31 22						
The Citadel	14 16	25 34						
East Tennessee State	13 16	31 22						
Furman+	13 16	30 29						
Davidson	13 17	26 24						
Wofford	7 23	17 37						
Appalachian State	5 24	10 42						
2006								
Conference		Overall						
W	L	W L						
Elon*	21 6	45 18						
College of Charleston+	20 7	46 17						
Furman	16 11	32 23						
Georgia Southern	16 11	31 27						
The Citadel	15 12	34 27						
Western Carolina	14 13	33 27						
UNCG	13 14	26 33						
Appalachian State	9 18	24 31						
Davidson	6 21	18 33						
Wofford	5 22	20 37						

\* - Conference champion  
+ - Tournament champion  
# - Includes tie game



The 2009 Southern Conference Baseball Championship was contested at Fluor Field in Greenville, S.C., for the first time, with Georgia Southern winning the title. The tournament returned to Fluor Field in 2012, with Samford winning. The tournament will again be held at Fluor Field in 2013.

## TOURNAMENT RESULTS

Year	Champion (seed)	Games	Attendance	Average	Site
1984	Appalachian State (1N)	5			Cullowhee, N.C.
1985	Western Carolina (2S)	7			Boone, N.C.
1986	Western Carolina (1S)	6			Cullowhee, N.C.
1987	Western Carolina (1S)	6			Asheville, N.C.
1988	Western Carolina (1S)	6			Asheville, N.C.
1989	Western Carolina (1)	7			Asheville, N.C.
1990	The Citadel (1)	13			Charleston, S.C.
1991	Furman (4)	13			Charleston, S.C.
1992	Western Carolina (1)	15			Charleston, S.C.
1993	Western Carolina (2)	15			Charleston, S.C.
1994	The Citadel (5)	14			Charleston, S.C.
1995	The Citadel (1)	14			Charleston, S.C.
1996	Georgia Southern (1)	14			Charleston, S.C.
1997	Western Carolina (1)	14	15,295	1,093	Charleston, S.C.
1998	The Citadel (2)	14	22,644	1,617	Charleston, S.C.
1999	The Citadel (1)	14	26,187	1,871	Charleston, S.C.
2000	Georgia Southern (1)	14	26,300	1,879	Charleston, S.C.
2001	The Citadel (2)	14	27,788	1,985	Charleston, S.C.
2002	Georgia Southern (4)	15	22,696	1,513	Charleston, S.C.
2003	Western Carolina (1)	15	20,212	1,347	Charleston, S.C.
2004	The Citadel (3)	15	35,150	2,343	Charleston, S.C.
2005	Furman (8)	14	26,707	1,908	Charleston, S.C.
2006	College of Charleston (2)	16	28,206	1,763	Charleston, S.C.
2007	Wofford (9)	15	30,834	2,056	Charleston, S.C.
2008	Elon (1)	15	15,144	1,010	Charleston, S.C.
2009	Georgia Southern (2)	14	17,820	1,273	Greenville, S.C.
2010	The Citadel (1)	14	21,511	1,537	Charleston, S.C.
2011	Georgia Southern (4)	14	11,860	847	Charleston, S.C.
2012	Samford (4)	13	18,336	1,410	Greenville, S.C.

## TOURNAMENT COMPOSITE RECORDS

Team	Won	Lost	Pct.
Appalachian State	29	43	.403
The Citadel	65	32	.670
College of Charleston	26	25	.510
Davidson	6	29	.171
Elon	19	16	.543
Furman	34	35	.493
Georgia Southern	52	33	.612
UNCG	19	24	.442
Samford	8	3	.727
Western Carolina	66	42	.611
Wofford	7	6	.538

## TOP 10 SINGLE-GAME ATTENDANCE FIGURES

1. 5,419, The Citadel vs. College of Charleston, 2003
2. 4,960, The Citadel vs. Western Carolina, 1999
3. 4,895, The Citadel vs. Western Carolina, 2010
4. 4,892, The Citadel vs. College of Charleston, 1999
5. 4,625, The Citadel vs. Western Carolina, 2004
6. 4,567, The Citadel vs. UNCG, 2001
7. 4,462, The Citadel vs. College of Charleston, 2006
8. 4,449, The Citadel vs. Georgia Southern, 2001
9. 4,312, The Citadel vs. Georgia Southern, 2000
10. 4,127, The Citadel vs. College of Charleston, 2000

### 1984

#### (at Cullowhee, N.C.)

Champion: Appalachian State  
 Appalachian State 4, The Citadel 1  
 Western Carolina 10, VMI 7  
 Appalachian State 9, Western Carolina 5  
 The Citadel 8, Western Carolina 0  
 Appalachian State 6, The Citadel 1

### 1985

#### (at Boone, N.C.)

Champion: Western Carolina  
 Marshall 9, Davidson 1  
 Western Carolina 3, Appalachian State 2  
 Davidson 8, Appalachian State 5  
 Marshall 5, Western Carolina 2  
 Western Carolina 13, Davidson 2  
 Western Carolina 12, Marshall 6  
 Western Carolina 13, Marshall 12

### 1986

#### (at Cullowhee, N.C.)

Champion: Western Carolina  
 Appalachian State 5, Davidson 4  
 Western Carolina 11, East Tennessee State 2  
 East Tennessee State 7, Davidson 5  
 Western Carolina 18, Appalachian State 17  
 Appalachian State 16, East Tennessee State 14  
 Western Carolina 11, Appalachian State 8

### 1987

#### (at Asheville, N.C.)

Champion: Western Carolina  
 Western Carolina 16, VMI 4  
 Appalachian State 8, Davidson 5  
 VMI 15, Davidson 7  
 Western Carolina 8, Appalachian State 7  
 VMI 10, Appalachian State 9 (10 inn.)  
 Western Carolina 9, VMI 4

### 1988

#### (at Asheville, N.C.)

Champion: Western Carolina  
 The Citadel 9, VMI 8  
 Western Carolina 18, Appalachian State 8  
 Appalachian State 11, VMI 4  
 Western Carolina 6, The Citadel 4  
 The Citadel 16, Appalachian State 9  
 Western Carolina 22, The Citadel 6

### 1989

#### (at Asheville, N.C.)

Champion: Western Carolina\*  
 Marshall 12, East Tennessee State 4  
 Appalachian State 8, Furman 2  
 The Citadel 17, VMI 11  
 Furman 7, VMI 5  
 Appalachian State 13, Marshall 9  
 \*Western Carolina 7, Appalachian State 2  
 \*Western Carolina 4, Marshall 2  
 \*Heavy rains forced the cancellation of games five through eight of the tournament. A playoff was held at Montreat, N.C., between Appalachian State, Marshall and Western Carolina to determine the league's automatic qualifier in the NCAA tournament.

### 1990

#### (at Charleston, S.C.)

Champion: The Citadel  
 Western Carolina 6, East Tennessee State 1  
 Marshall 5, Furman 2  
 Appalachian State 9, VMI 2  
 Furman 10, VMI 9 (10 inn.)  
 Marshall 3, Western Carolina 1  
 The Citadel 7, Appalachian State 2  
 East Tennessee State 5, Furman 2  
 Western Carolina 5, Appalachian State 4  
 The Citadel 9, Marshall 2  
 Western Carolina 11, Marshall 3  
 The Citadel 6, East Tennessee State 0  
 Western Carolina 5, Appalachian State 4  
 The Citadel 9, Western Carolina 5

### 1991

#### (at Charleston, S.C.)

Champion: Furman  
 Western Carolina 18, VMI 2  
 East Tennessee State 14, Marshall 4  
 Appalachian State 4, Furman 2  
 Furman 10, Marshall 4  
 East Tennessee State 7, Western Carolina 4  
 Appalachian State 2, The Citadel 0  
 Furman 8, VMI 3  
 Western Carolina 7, The Citadel 3  
 Appalachian State 7, East Tennessee State 1  
 Western Carolina 9, East Tennessee State 4  
 Furman 7, Appalachian State 6 (10 inn.)  
 Western Carolina 4, Appalachian State 0  
 Furman 11, Western Carolina 9

### 1992

#### (at Charleston, S.C.)

Champion: Western Carolina  
 Western Carolina 3, VMI 2  
 The Citadel 6, Furman 4 (12 inn.)  
 Georgia Southern 4, Marshall 3  
 East Tennessee State 1, Appalachian State 0  
 VMI 5, Furman 3  
 Appalachian State 8, Marshall 7  
 Western Carolina 2, The Citadel 1  
 Georgia Southern 7, East Tennessee State 4  
 The Citadel 12, Appalachian State 3  
 East Tennessee State 20, VMI 3  
 Western Carolina 17, Georgia Southern 10  
 The Citadel 9, East Tennessee State 4  
 Georgia Southern 9, The Citadel 0  
 Georgia Southern 14, Western Carolina 12  
 Western Carolina 4, Georgia Southern 3



## 1993 (at Charleston, S.C.)

Champion: Western Carolina  
 VMI 8, Georgia Southern 1  
 Davidson 12, East Tennessee State 5  
 Western Carolina 7, Marshall 6  
 The Citadel 7, Appalachian State 1  
 Georgia Southern 10, East Tennessee State 3  
 Marshall 4, Appalachian State 2  
 VMI 15, Davidson 5  
 Western Carolina 6, The Citadel 3  
 Davidson 10, Marshall 1  
 Georgia Southern 9, The Citadel 6  
 VMI 8, Western Carolina 4  
 Georgia Southern 12, Davidson 5  
 Western Carolina 6, Georgia Southern 5  
 Western Carolina 12, VMI 5  
 Western Carolina 5, VMI 1

## 1994 (at Charleston, S.C.)

Champion: The Citadel  
 Davidson 2, Western Carolina 1  
 Marshall 7, Appalachian State 3  
 VMI 6, Georgia Southern 4  
 The Citadel 8, East Tennessee State 3  
 Western Carolina 4, East Tennessee State 0  
 Georgia Southern 6, Appalachian State 1  
 The Citadel 10, Davidson 4  
 VMI 6, Marshall 4  
 Davidson 5, Georgia Southern 2  
 Western Carolina 8, Marshall 2  
 The Citadel 4, VMI 3  
 Western Carolina 13, Davidson 1  
 Western Carolina 7, VMI 1  
 The Citadel 4, Western Carolina 2

## 1995 (at Charleston, S.C.)

Champion: The Citadel  
 Western Carolina 9, Appalachian State 5  
 Georgia Southern 4, VMI 3  
 East Tennessee State 6, Davidson 2  
 The Citadel 5, Marshall 1  
 VMI 13, Appalachian State 4  
 Marshall 8, Davidson 5  
 Georgia Southern 10, Western Carolina 4  
 The Citadel 10, East Tennessee State 2  
 Western Carolina 10, Marshall 3  
 East Tennessee State 8, VMI 4  
 The Citadel 10, Georgia Southern 4  
 East Tennessee State 6, Western Carolina 1  
 Georgia Southern 9, East Tennessee State 6  
 The Citadel 8, Georgia Southern 3

## 1996 (at Charleston, S.C.)

Champion: Georgia Southern  
 East Tennessee State 10, Furman 7  
 VMI 7, Western Carolina 3  
 Georgia Southern 8, Davidson 2  
 The Citadel 6, Appalachian State 2  
 Furman 7, Western Carolina 4  
 Appalachian State 5, Davidson 2  
 VMI 4, East Tennessee State 2  
 Georgia Southern 4, The Citadel 3  
 East Tennessee State 5, Appalachian State 2  
 The Citadel 17, Furman 3  
 Georgia Southern 11, VMI 2  
 The Citadel 11, East Tennessee State 0  
 The Citadel 8, VMI 5  
 Georgia Southern 7, The Citadel 1

## 1997 (at Charleston, S.C.)

Champion: Western Carolina  
 Furman 6, East Tennessee State 2  
 Western Carolina 4, VMI 3  
 Georgia Southern 14, Appalachian State 5  
 The Citadel 18, Davidson 8  
 East Tennessee State 7, VMI 3 (10 inn.)  
 Appalachian State 7, Davidson 5  
 Western Carolina 7, Furman 1  
 The Citadel 14, Georgia Southern 5  
 Furman 13, Appalachian State 11 (10 inn.)  
 Georgia Southern 14, East Tennessee State 11  
 Western Carolina 10, The Citadel 3  
 Furman 12, Georgia Southern 10  
 Furman 4, The Citadel 2  
 Western Carolina 10, Furman 9 (10 inn.)

## 1998 (at Charleston, S.C.)

Champion: The Citadel  
 Furman 11, Wofford 3  
 UNCG 10, East Tennessee State 3  
 Western Carolina 6, Georgia Southern 5  
 The Citadel 11, Davidson 2  
 Wofford 3, East Tennessee State 2  
 Georgia Southern 6, Davidson 3  
 UNCG 14, Furman 2  
 The Citadel 5, Western Carolina 0  
 Furman 6, Georgia Southern 5  
 Western Carolina 9, Wofford 4  
 The Citadel 9, UNCG 0  
 Western Carolina 2, Furman 1  
 UNCG 4, Western Carolina 2  
 The Citadel 12, UNCG 1

## 1999 (at Charleston, S.C.)

Champion: The Citadel  
 Georgia Southern 8, Western Carolina 5  
 College of Charleston 15, VMI 4  
 East Tennessee State 11, UNCG 7  
 The Citadel 3, Furman 0  
 Western Carolina 8, VMI 4  
 Furman 3, UNCG 0  
 College of Charleston 4, Georgia Southern 2  
 The Citadel 13, East Tennessee State 5  
 Furman 10, Georgia Southern 2  
 Western Carolina 7, East Tennessee State 5  
 The Citadel 4, College of Charleston 3  
 Western Carolina 11, Furman 4  
 Western Carolina 3, College of Charleston 2  
 The Citadel 6, Western Carolina 3

## 2000 (at Charleston, S.C.)

Champion: Georgia Southern  
 Furman 3, East Tennessee State 1  
 Georgia Southern 2, Appalachian State 1 (13 inn.)  
 College of Charleston 7, UNCG 3  
 The Citadel 6, Davidson 2  
 Appalachian State 6, East Tennessee State 3 (15 inn.)  
 UNCG 3, Davidson 2  
 Georgia Southern 5, Furman 3  
 The Citadel 6, College of Charleston 3  
 Furman 7, UNCG 3  
 College of Charleston 9, Appalachian State 2  
 Georgia Southern 5, The Citadel 3 (10 inn.)  
 Furman 15, College of Charleston 3  
 Furman 11, The Citadel 1  
 Georgia Southern 3, Furman 0

## 2001 (at Charleston, S.C.)

Champion: The Citadel  
 UNCG 7, Western Carolina 5  
 Georgia Southern 10, College of Charleston 2  
 Appalachian State 4, Furman 2 (10 inn.)  
 The Citadel 3, East Tennessee State 2  
 College of Charleston 9, Western Carolina 7  
 East Tennessee State 8, Furman 2  
 Georgia Southern 10, UNCG 7  
 The Citadel 5, Appalachian State 3  
 UNCG 9, East Tennessee State 6  
 Appalachian State 4, College of Charleston 3  
 The Citadel 3, Georgia Southern 2  
 UNCG 2, Appalachian State 1  
 UNCG 4, Georgia Southern 0  
 The Citadel 4, UNCG 3

## 2002 (at Charleston, S.C.)

Champion: Georgia Southern  
 College of Charleston 7, Furman 6  
 Western Carolina 9, Wofford 2  
 Georgia Southern 4, UNCG 2  
 The Citadel 7, East Tennessee State 5  
 Furman 7, Wofford 5  
 UNCG 3, East Tennessee State 0  
 College of Charleston 3, Western Carolina 0  
 Georgia Southern 4, The Citadel 2  
 UNCG 6, Western Carolina 4  
 Furman 6, The Citadel 0  
 Coll. of Charleston 9, Georgia Southern 4  
 Furman 9, UNCG 7  
 Georgia Southern 10, Furman 4  
 Georgia Southern 9, College of Charleston 6  
 Georgia Southern 8, College of Charleston 0

## 2003 (at Charleston, S.C.)

Champion: Western Carolina  
 Furman 3, UNCG 2  
 Western Carolina 14, Davidson 0  
 Georgia Southern 6, VMI 4  
 Coll. of Charleston 8, The Citadel 2  
 UNCG 7, Davidson 3  
 VMI 2, The Citadel 1  
 Western Carolina 6, Furman 0  
 Georgia Southern 14, Coll. of Charleston 6  
 VMI 2, Furman 1  
 UNCG 4, College of Charleston 3  
 Western Carolina 1, Georgia Southern 0  
 UNCG 10, VMI 1  
 Georgia Southern 4, UNCG 1  
 Georgia Southern 8, Western Carolina 4  
 Western Carolina 6, Georgia Southern 5 (11 inn.)

## 2004 (at Charleston, S.C.)

Champion: The Citadel  
 Elon 12, UNCG 3  
 Western Carolina 4, College of Charleston 3  
 Davidson 5, Georgia Southern 2  
 The Citadel 6, East Tennessee State 2  
 College of Charleston 5, UNCG 4 (10 inn.)  
 Georgia Southern 12, East Tennessee St. 4  
 Western Carolina 7, Elon 6  
 The Citadel 10, Davidson 2  
 Elon 7, Georgia Southern 3  
 College of Charleston 3, Davidson 0  
 Western Carolina 5, The Citadel 2  
 College of Charleston 4, Elon 3  
 The Citadel 7, College of Charleston 2  
 The Citadel 9, Western Carolina 2  
 The Citadel 8, Western Carolina 1

## 2005 (at Charleston, S.C.)

Champion: Furman  
 Elon 12, UNCG 6  
 Furman 9, College of Charleston 7  
 Georgia Southern 7, East Tennessee 3  
 Western Carolina 6, The Citadel 1  
 College of Charleston 8, UNCG 2  
 The Citadel 10, East Tennessee 6  
 Furman 6, Elon 3  
 Georgia Southern 7, Western Carolina 2  
 The Citadel 8, Elon 7  
 College of Charleston 11, Western Carolina 4  
 Furman 4, Georgia Southern 1  
 College of Charleston 9, The Citadel 7  
 Georgia Southern 11, College of Charleston 5  
 Furman 5, Georgia Southern 4

## 2006 (at Charleston, S.C.)

Champion: College of Charleston  
 UNCG 6, Wofford 5  
 Appalachian State 5, Davidson 4  
 Western Carolina 14, Furman 1  
 College of Charleston 13, UNCG 5  
 Elon 4, Appalachian State 3  
 The Citadel 6, Georgia Southern 3  
 UNCG 5, Furman 4  
 Georgia Southern 5, Appalachian State 2  
 College of Charleston 1, Western Carolina 0  
 Elon 12, The Citadel 3  
 Western Carolina 13, Georgia Southern 3  
 The Citadel 10, UNCG 3  
 College of Charleston 12, Elon 1  
 The Citadel 4, Western Carolina 2  
 The Citadel 14, Elon 11  
 College of Charleston 5, The Citadel 4

## 2007 (at Charleston, S.C.)

Champion: Wofford  
 Wofford 5, Furman 3  
 The Citadel 7, Davidson 0  
 UNCG 9, Appalachian State 3  
 Wofford 19, College of Charleston 6  
 The Citadel 7, Western Carolina 2  
 Elon 14, Georgia Southern 7  
 The Citadel 6, Elon 5  
 Appalachian State 11, College of Charleston 10  
 Georgia Southern 6, Western Carolina 5  
 Wofford 12, UNCG 5  
 UNCG 8, Georgia Southern 6  
 Elon 9, Appalachian State 5  
 Wofford 6, The Citadel 2  
 Elon 11, UNCG 9 (10 inn.)  
 The Citadel 5, Elon 2  
 Wofford 4, The Citadel 2

## 2008 (at Charleston, S.C.)

Champion: Elon  
 Western Carolina 11, Davidson 10 (12 inn.)  
 Wofford 8, The Citadel 4  
 College of Charleston 5, Western Carolina 4  
 Furman 10, Appalachian State 8 (10 inn.)  
 Elon 21, Wofford 12  
 Georgia Southern 21, UNCG 9  
 Appalachian State 10, Western Carolina 5  
 UNCG 14, Wofford 5  
 College of Charleston 12, Furman 8  
 Elon 16, Georgia Southern 5  
 Furman 13, Appalachian State 12  
 UNCG 12, Georgia Southern 9  
 College of Charleston 12, Furman 11 (10 inn.)  
 Elon 12, UNCG 4  
 Elon 17, College of Charleston 8

## 2009 (at Greenville, S.C.)

Champion: Georgia Southern  
 Georgia Southern 4, Davidson 3 (11 inn.)  
 Appalachian State 4, The Citadel 1  
 Elon 10, Furman 8  
 Western Carolina 12, College of Charleston 4  
 The Citadel 9, Davidson 8  
 Furman 6, College of Charleston 5  
 Georgia Southern 6, Appalachian State 5  
 Elon 15, Western Carolina 7  
 The Citadel 5, Appalachian State 3  
 Furman 7, Western Carolina 6  
 The Citadel 5, Elon 1  
 Georgia Southern 16, Furman 4  
 Elon 8, The Citadel 7  
 Georgia Southern 7, Elon 3

## 2010 (at Charleston, S.C.)

Champion: The Citadel  
 College of Charleston 12, Appalachian State 11 (11 inn.)  
 Western Carolina 11, Georgia Southern 4  
 The Citadel 9, Furman 5  
 Elon 1, Samford 0  
 Appalachian State 6, Georgia Southern 2  
 Samford 13, Furman 10  
 The Citadel 6, Elon 3 (10 inn.)  
 Western Carolina 7, College of Charleston 6 (12 inn.)  
 Appalachian State 10, College of Charleston 6  
 Elon 7, Samford 4  
 Appalachian State 3, Western Carolina 2  
 The Citadel 6, Elon 5 (10 inn.)  
 Western Carolina 7, Appalachian State 6  
 The Citadel 10, Western Carolina 3

## 2011 (at Charleston, S.C.)

Champion: Georgia Southern  
 Furman 12, UNCG 6  
 Samford 5, Appalachian State 3  
 Western Carolina 10, Elon 7 (20 inn.)  
 Georgia Southern 4, College of Charleston 2  
 Appalachian State 6, UNCG 4  
 College of Charleston 4, Elon 3  
 Samford 7, Furman 1  
 Georgia Southern 12, Western Carolina 1  
 Appalachian State 5, Furman 0  
 College of Charleston 4, Western Carolina 2  
 Samford 2, Appalachian State 1  
 College of Charleston 9, Georgia Southern 1  
 Georgia Southern 7, College of Charleston 6  
 Georgia Southern 1, Samford 0

## 2012 (at Greenville, S.C.)

Champion: Samford  
 The Citadel 8, College of Charleston 6 (11 inn.)  
 Georgia Southern 19, Elon 2  
 Appalachian State 7, Furman 5  
 Samford 7, Western Carolina 0  
 Elon 14, College of Charleston 12  
 Furman 9, Western Carolina 8  
 Georgia Southern 8, The Citadel 1  
 Samford 12, Appalachian State 7  
 Elon 7, The Citadel 3  
 Furman 13, Appalachian State 4  
 Georgia Southern 10, Elon 7  
 Samford 12, Furman 2  
 Samford 9, Georgia Southern 6 (10 inn.)



*Ninth-seeded Wofford won the 2007 Southern Conference Baseball Championship in Charleston, S.C. The Terriers won five straight games to take the title, their first.*



## 1947: (1 Team, 3-2)

### District Playoff

Alabama 8, CLEMSON 2  
CLEMSON 8, Auburn 3  
CLEMSON 1, Alabama 0  
CLEMSON 4, Alabama 1

### Eastern Playoff

Yale 7, CLEMSON 3

## 1948: (1 Team, 1-2)

### Eastern Playoff

Yale 6, NORTH CAROLINA 1  
NORTH CAROLINA 7, Illinois 3  
Lafayette 5, NORTH CAROLINA 2

## 1949: (1 Team, 4-2)

### Region B Playoff

WAKE FOREST 10, Notre Dame 7  
WAKE FOREST 4, Notre Dame 2

### College World Series First Round

WAKE FOREST 2, Southern California 1

### Second Round

Texas 8, WAKE FOREST 1

### Third Round

WAKE FOREST 2, Southern California 1

### College World Series Championship

Texas 10, WAKE FOREST 3

## 1950: (1 Team, 0-2)

### District Playoff

Alabama 6, CLEMSON 1  
Kentucky 4, CLEMSON 2

## 1952: (1 Team, 1-2)

### College World Series First Round

DUKE 18, Oregon State 7

### Second Round

Penn State 12, DUKE 7

### Third Round

Western Michigan 5, DUKE 1

## 1953: (1 Team, 1-2)

### College World Series First Round

Texas 2, DUKE 1

### Second Round

DUKE 3, Northern Colorado 2

### Third Round

Boston College 7, DUKE 6 (11 innings)

## 1954: (1 Team, 2-2)

### District 3 Playoff

VIRGINIA TECH 11, Clemson 10  
Rollins 3, VIRGINIA TECH 0  
VIRGINIA TECH 7, Clemson 1  
Rollins 9, VIRGINIA TECH 3

## 1955: (1 Team, 1-2)

### District 3 Playoff

Wake Forest 5, WEST VIRGINIA 1  
WEST VIRGINIA 9, Wake Forest 7  
Wake Forest 6, WEST VIRGINIA 5

## 1957: (1 Team, 0-2)

### District 3 Playoff, Gastonia, N.C.

Duke 9, GEORGE WASHINGTON 1  
Ga. Southern 5, GEORGE WASHINGTON 3

## 1958: (1 Team, 0-2)

### District 3 Playoff

Clemson 4, GEORGE WASHINGTON 2  
Florida State 3, GEORGE WASHINGTON 1

## 1959: (1 Team, 0-2)

### District 3 Playoff

Florida State 3, GEORGE WASHINGTON 2  
Ga. Tech 7, GEORGE WASHINGTON 2

## 1960: (1 Team, 1-2)

### District 3 Playoff

THE CITADEL 4, Florida 2  
North Carolina 13, THE CITADEL 1  
Florida 4, THE CITADEL 1

## 1961: (1 Team, 1-2)

### District 3 Playoff

Florida State 3, WEST VIRGINIA 1  
WEST VIRGINIA 4, Florida State 3  
Duke 7, WEST VIRGINIA 3

## 1962: (1 Team, 0-2)

### District 3 Playoff

Wake Forest 8, WEST VIRGINIA 3  
Florida State 6, WEST VIRGINIA 5

## 1963: (1 Team, 1-2)

### District 3 Playoff

Wake Forest 4, WEST VIRGINIA 3  
WEST VIRGINIA 2, Auburn 1  
Wake Forest 12, WEST VIRGINIA 8

## 1964: (1 Team, 0-2)

### District 3 Playoff

Mississippi 11, WEST VIRGINIA 0  
East Carolina 6, WEST VIRGINIA 5

## 1965: (1 Team, 2-2)

### District 3 Playoff

FURMAN 5, Maryland 4  
FURMAN 5, Mississippi State 2  
Florida State 2, FURMAN 1  
Florida State 7, FURMAN 5

## 1966: (1 Team, 0-2)

### District 3 Playoff

North Carolina 7, EAST CAROLINA 1  
Florida State 6, EAST CAROLINA 3

## 1967: (1 Team, 0-2)

### District 3 Playoff

Auburn 8, WEST VIRGINIA 3  
Clemson 5, WEST VIRGINIA 0

## 1968: (1 Team, 1-2)

### District 3 Playoff

EAST CAROLINA 2, Florida State 1  
North Carolina State 7, EAST CAROLINA 5  
Florida State 3, EAST CAROLINA 2

## 1969: (1 Team, 0-2)

### District 3 Playoff

North Carolina 3, FURMAN 0  
Virginia Tech 6, FURMAN 3

## 1970: (1 Team, 0-2)

### District 3 Playoff

Florida State 2, EAST CAROLINA 0  
Mississippi State 12, EAST CAROLINA 6

## 1972: (1 Team, 0-2)

### District 3 Playoff

Virginia 18, RICHMOND 2  
Florida State 10, RICHMOND 5

## 1973: (1 Team, 2-2)

### District 3 Playoff, Starkville, Miss.

North Carolina St. 5, APPALACHIAN STATE 1  
APPALACHIAN STATE 2, South Alabama 1  
APPALACHIAN STATE 4, North Carolina St. 3  
Miami (Fla.) 13, APPALACHIAN STATE 5

## 1974: (1 Team, 0-2)

### District 3 Playoff, Starkville, Miss.

Vanderbilt 2, EAST CAROLINA 1  
South Carolina 5, EAST CAROLINA 1

## 1975: (1 Team, 0-2)

### Atlantic Regional

South Carolina 11, THE CITADEL 3  
North Carolina State 16, THE CITADEL 3

## 1976: (1 Team, 2-2)

### Atlantic Regional

Clemson 13, FURMAN 2  
FURMAN 5, Virginia Tech 4  
FURMAN 12, South Carolina 1  
Clemson 6, FURMAN 2

## 1977: (1 Team, 0-2)

### Atlantic Regional

Wake Forest 6, EAST CAROLINA 3  
South Carolina 4, EAST CAROLINA 1

## 1978: (1 Team, 2-2)

### Atlantic Regional

MARSHALL 4, Florida State 0  
MARSHALL 9, Clemson 3  
Miami (Fla.) 6, MARSHALL 0  
Miami (Fla.) 5, MARSHALL 1

## 1979: (1 Team, 0-2)

### Atlantic Regional, Coral Gables, Fla.

Miami (Fla.) 3, THE CITADEL 1  
Georgia Southern 5, THE CITADEL 3

## 1980: (1 Team, 1-2)

### Atlantic Regional, Clemson, S.C.

Clemson 22, EAST TENNESSEE STATE 4  
EAST TENNESSEE STATE 3, Georgia Southern 1  
South Carolina 8, EAST TENNESSEE STATE 5

## 1981: (1 Team, 2-2)

### Atlantic Regional

Mississippi State 7, EAST TENNESSEE STATE 6  
EAST TENNESSEE STATE 2, Clemson 1  
EAST TENNESSEE STATE 5, Wichita State 4  
Mississippi State 6, EAST TENNESSEE STATE 5

## 1982: (1 Team, 2-2)

### East Regional, Columbia, S.C.

THE CITADEL 9, North Carolina 4  
South Carolina 6, THE CITADEL 4  
THE CITADEL 15, Old Dominion 1  
South Carolina 11, THE CITADEL 2

## 1983: (1 Team, 2-2)

### East Regional, Chapel Hill, N.C.

THE CITADEL 14, Delaware 5  
THE CITADEL 5, North Carolina 3  
James Madison 5, THE CITADEL 2  
Delaware 7, THE CITADEL 1



The Citadel's 1990 squad made a memorable run to the College World Series in Omaha, Neb.

**1984: (1 Team, 0-2)**

**South II Regional, Starkville, Miss.**

New Orleans 1, APPALACHIAN STATE 0  
Eastern Kentucky 10, APPALACHIAN STATE 9

**1985: (1 Team, 2-2)**

**East Regional, Columbia, S.C.**

WESTERN CAROLINA 5, Old Dominion 3  
LaSalle 13, WESTERN CAROLINA 12  
WESTERN CAROLINA 9, St. John's 6  
South Carolina 14, WESTERN CAROLINA 3

**1986: (2 Teams, 0-4)**

**Atlantic Regional, Coral Gables, Fla.**

Miami (Fla.) 10, WESTERN CAROLINA 8  
Georgia Tech 8, WESTERN CAROLINA 7

**Midwest Regional, Stillwater, Okla.**

Stanford 11, APPALACHIAN STATE 1  
Oklahoma State 23, APPALACHIAN STATE 2

**1987: (1 Team, 2-2)**

**Midwest Regional, Starkville, Miss.**

Oklahoma State 6, WESTERN CAROLINA 0  
WESTERN CAROLINA 8, Mississippi State 1  
WESTERN CAROLINA 8, Purdue 7  
Oklahoma State 9, WESTERN CAROLINA 6

**1988: (1 Team, 0-2)**

**South Regional, Starkville, Miss.**

Mississippi State 7, WESTERN CAROLINA 4  
Texas A&M 8, WESTERN CAROLINA 6

**1989: (1 Team, 0-2)**

**South Regional, Starkville, Miss.**

Mississippi State 8, WESTERN CAROLINA 0  
Indiana State 10, WESTERN CAROLINA 3

**1990: (1 Team, 5-2)**

**Atlantic Regional**

THE CITADEL 11, North Carolina State 3  
THE CITADEL 8, East Carolina 5  
THE CITADEL 6, Miami (Fla.) 2  
THE CITADEL 4, Miami (Fla.) 1

**College World Series**

LSU 8, THE CITADEL 2  
THE CITADEL 8, Cal State Fullerton 7 (12 inn.)  
LSU 6, THE CITADEL 1

**1991: (1 Team, 1-2)**

**East Regional**

Florida 2, FURMAN 0  
FURMAN 7, Ohio 2  
Missouri 8, FURMAN 4

**1992: (1 Team, 3-2)**

**South II Regional, Tallahassee, Fla.**

WESTERN CAROLINA 1, Florida State 0  
WESTERN CAROLINA 14, Kent State 1  
WESTERN CAROLINA 5, Stanford 0  
Florida State 4, WESTERN CAROLINA 3  
Florida State 18, WESTERN CAROLINA 3

**1993: (1 Team, 1-2)**

**South Regional, Baton Rouge, La.**

Louisiana State 7, WESTERN CAROLINA 2  
WESTERN CAROLINA 10, Miami (Fla.) 5  
Kent State 8, WESTERN CAROLINA 5

**1994: (2 Teams, 1-4)**

**East Regional, Clemson, S.C.**

Notre Dame 5, THE CITADEL 1  
THE CITADEL 4, Virginia Tech 3  
Clemson 5, THE CITADEL 1

**Midwest Regional, Knoxville, Tenn.**

Tennessee 6, WESTERN CAROLINA 4  
Arizona State 8, WESTERN CAROLINA 6

**1995: (1 Team, 0-2)**

**Midwest Regional, Knoxville, Tenn.**

Tennessee 5, THE CITADEL 2  
Pittsburgh 12, THE CITADEL 10

**1996: (1 Team, 1-2)**

**Atlantic Regional, Clemson, S.C.**

GEORGIA SOUTHERN 6, Old Dominion 0  
West Virginia 9, GEORGIA SOUTHERN 4  
Tennessee 6, GEORGIA SOUTHERN 1

**1997: (1 Team, 1-2)**

**East Regional, Tallahassee, Fla.**

Auburn 11, WESTERN CAROLINA 3  
WESTERN CAROLINA 8, Marist 3  
South Florida 9, WESTERN CAROLINA 4

**1998: (1 Team, 1-2)**

**East Regional, Clemson, S.C.**

Clemson 12, THE CITADEL 3  
THE CITADEL 5, Fordham 1  
VCU 3, THE CITADEL 2 (11 inn)

**1999: (1 Team, 0-2)**

**Regional, Tallahassee, Fla.**

Florida State 24, THE CITADEL 6  
Providence 12, THE CITADEL 1

**2000: (1 team, 0-2)**

**Regional, Atlanta, Ga.**

Georgia Tech 11, GEORGIA SOUTHERN 9  
Auburn 11, GEORGIA SOUTHERN 5

**2001: (2 teams, 1-4)**

**Regional, Columbia, S.C.**

South Carolina 16, THE CITADEL 0  
Princeton 11, THE CITADEL 6

**Regional, Athens, Ga.**

GEORGIA SOUTHERN 4, Georgia 3  
Coastal Carolina 15, GEORGIA SOUTHERN 3  
Georgia 10, GEORGIA SOUTHERN 2

**2002: (1 team, 1-2)**

**Regional, Clemson, S.C.**

Clemson 15, GEORGIA SOUTHERN 1  
GEORGIA SOUTHERN 6, Elon 2  
East Carolina 7, GEORGIA SOUTHERN 3

**2003: (1 team, 2-2)**

**Regional, Wilson, N.C.**

VCU 6, WESTERN CAROLINA 0  
WESTERN CAROLINA 9, Le Moyne 5  
WESTERN CAROLINA 2, VCU 0  
NC State 6, WESTERN CAROLINA 4 (14)

**2004: (2 teams, 3-4)**

**Regional, Columbia, S.C.**

South Carolina 12, THE CITADEL 4  
THE CITADEL 10, Coastal Carolina 1  
North Carolina 6, THE CITADEL 3

**Regional, Baton Rouge, La.**

Southern Miss 6, COLLEGE OF CHARLESTON 5  
COLLEGE OF CHARLESTON 2, Army 1  
COLLEGE OF CHARLESTON 7, Southern Miss 3  
LSU 11, COLLEGE OF CHARLESTON 3

**2005: (2 teams, 1-4)**

**Regional, Atlanta, Ga.**

Georgia Tech 5, FURMAN 4 (10)  
Michigan 6, FURMAN 3

**Regional, Clemson, S.C.**

COLLEGE OF CHARLESTON 5, Oral Roberts 2  
Clemson 6, COLLEGE OF CHARLESTON 0  
Oral Roberts 6, COLLEGE OF CHARLESTON 0

**2006: (2 teams, 4-4)**

**Regional, Lexington, Ky.**

COLLEGE OF CHARLESTON 5, Notre Dame 4 (16)  
COLLEGE OF CHARLESTON 11, Ball State 0  
COLLEGE OF CHARLESTON 7, at Kentucky 4

**Regional, Clemson, S.C.**

ELON 5, Mississippi State 4  
Clemson 13, ELON 3  
Mississippi State 12, ELON 3

**Super Regional, Atlanta, Ga.**

Georgia Tech 5, COLLEGE OF CHARLESTON 0  
Georgia Tech 12, COLLEGE OF CHARLESTON 3


**2007: (2 teams, 2-4)**

**Regional, Chapel Hill, N.C.**

East Carolina 9, WESTERN CAROLINA 8  
WESTERN CAROLINA 7, Jacksonville 0  
WESTERN CAROLINA 9, East Carolina 5  
at North Carolina 6, WESTERN CAROLINA 5

**Regional, Columbia, S.C.**

South Carolina 9, WOFFORD 1  
NC State 10, WOFFORD 6



*Oliver Marmol (center) scored the winning run for the College of Charleston in a 5-4, 16-inning win over Notre Dame at the Lexington Regional in 2006.*

**2008: (1 team, 1-2)**

**Regional, Cary, N.C.**

UNC Wilmington 5, ELON 2  
ELON 6, Mount St. Mary's 3  
UNC Wilmington 15, ELON 11

**2009: (2 teams, 1-4)**

**Regional, Atlanta, Ga.**

Southern Miss 17, ELON 15  
ELON 4, Georgia State 3  
Georgia Tech 8, ELON 4

**Regional, Fullerton, Calif.**

Gonzaga 19, GEORGIA SOUTHERN 10  
Utah 11, GEORGIA SOUTHERN 10

**2010: (3 teams, 3-6)**

**Regional, Columbia, S.C.**

THE CITADEL 7, Virginia Tech 2  
South Carolina 9, THE CITADEL 4  
Virginia Tech 4, THE CITADEL 3

**Regional, Myrtle Beach, S.C.**

COLLEGE OF CHARLESTON 9, N.C. State 6  
COLLEGE OF CHARLESTON 16, Coastal Carolina 6  
Coastal Carolina 8, COLLEGE OF CHARLESTON 7  
Coastal Carolina 11, COLLEGE OF CHARLESTON 10 (10)

**Regional, Atlanta, Ga.**

Alabama 11, ELON 2  
Mercer 13, ELON 7

**2011: (1 team, 0-2)**

**Regional, Columbia, S.C.**

South Carolina 2, GEORGIA SOUTHERN 1  
NC State 5, GEORGIA SOUTHERN 2

**2012: (3 teams, 5-6)**

**Regional, Charlottesville, Va.**

APPALACHIAN STATE 5, Oklahoma 4  
APPALACHIAN STATE 6, Virginia 5  
Oklahoma 14, APPALACHIAN STATE 6  
Oklahoma 5, APPALACHIAN STATE 2

**Regional, Gainesville, Fla.**

Georgia Tech 8, COLLEGE OF CHARLESTON 4  
COLLEGE OF CHARLESTON 8, Bethune-Cookman 2  
Georgia Tech 3, COLLEGE OF CHARLESTON 0

**Regional, Tallahassee, Fla.**

SAMFORD 5, Mississippi State 0  
Florida State 8, SAMFORD 1  
SAMFORD 3, Mississippi State 2  
Florida State 5, SAMFORD 2

**OVERALL RECORD: 72-150 (.324)**



## 1989 Players

March 12 Andy Beasley, VMI  
 March 19 Matt Raleigh, WCU  
 March 26 Gettys Glaze, CIT  
 April 2 Johnny McCraw, APP  
 April 9 Billy Swails, CIT  
 April 16 Steve Hollins, APP  
 April 23 Jason Nixon, MAR

## 1989 Pitchers

March 12 Brad Riley, APP  
 March 19 Mike Clark, FUR  
 March 26 Paul Menhart, WCU  
 April 2 Matt Gore, CIT  
 April 9 Pete Palmer, APP  
 April 16 Brad Stowell, CIT  
 April 23 Jeff Stevens, WCU

## 1990 Players

March 11 Anthony Jenkins, CIT  
 March 18 Grant Brittain, WCU  
 March 25 Johnny McCraw, APP  
 April 1 Grant Brittain, WCU  
 April 8 Grant Brittain, WCU  
 April 15 Scott Waugh, APP  
 April 22 Kevin Bellomo, WCU

## 1990 Pitchers

March 11 Richard Shirer, CIT  
 March 18 Tom Brodnax, FUR  
 March 25 Richard Shirer, CIT  
 April 1 Ken Britt, CIT  
 April 8 Richard Shirer, CIT  
 April 15 Jason Schafer, MAR  
 April 22 Johnny Meadows, APP

## 1991 Players

March 10 Chris Childers, MAR  
 March 17 Kevin Bellomo, WCU  
 March 24 Todd Raleigh, WCU  
 March 31 Shane McComas, MAR  
 April 7 Rod Walker, ETSU  
 April 14 Johnny McCraw, APP  
 April 21 Jason Rhychlick, CIT

## 1991 Pitchers

March 10 Bill Craig, MAR  
 March 17 Phillip Grundy, WCU  
 March 24 Dallas Rhinehart, ETSU  
 March 31 Brad Stowell, CIT  
 April 7 Ken Britt, CIT  
 April 14 Hank Kraft, CIT  
 April 21 Chris Bellomy, MAR

## 1992 Players

March 9 Todd Greene, GSU  
 March 16 Joey Cox, WCU  
 March 23 Jermaine Shuler, CIT  
 March 30 Rod Walker, ETSU  
 April 6 Rodney Hennon, WCU  
 April 13 Nathan Dunn, ETSU  
 April 20 Rod Walker, ETSU

## 1992 Pitchers

March 9 Gettys Glaze, CIT  
 March 16 Jim Carragher, GSU  
 March 23 Matt Spade, MAR  
 March 30 Hank Kraft, CIT  
 April 6 Ken Britt, CIT  
 April 13 Gettys Glaze, CIT  
 April 20 Gettys Glaze, CIT

## 1993 Players

Feb. 28 Phillip Grundy, WCU  
 March 7 Todd Greene, GSU  
 March 14 Chris Lemonis, CIT  
 March 21 Rodney Hennon, WCU  
 March 28 Phillip Grundy, WCU  
 April 3 Mike Tidick, WCU  
 April 10 Kurt Henzler, MAR  
 April 17 Clay Hall, DAV  
 April 24 Tim Kerns, DAV

## 1993 Pitchers

Feb. 28 Ron Buffington, GSU  
 March 7 Steve Basch, CIT  
 March 14 Clint Fair, GSU  
 March 21 Donald Morillo, CIT  
 March 28 Paul Thornton, GSU  
 April 3 Clint Fair, GSU  
 April 10 Mac Chapman, DAV  
 April 17 John Price, CIT  
 April 24 Jim Carragher, GSU

## 1994 Players

Feb. 27 Louie Napoleon, VMI  
 March 6 Russ Roper, FUR  
 March 13 Mac Chapman, DAV  
 March 20 Mac Chapman, DAV  
 March 27 Roy Hurst, WCU  
 April 3 Mike Hooks, ETSU  
 April 10 Mike Tidick, WCU  
 April 17 Matt Wilson, GSU  
 April 24 Mike Hagy, MAR

## 1994 Pitchers

Feb. 27 Jason Beverlin, WCU  
 March 6 Marc Phillips, VMI  
 March 13 Rick Paugh, MAR  
 March 20 Jason Beverlin, WCU  
 March 27 Jay Adams, VMI  
 April 3 Tim Roth, GSU  
 April 10 Britt Reames, CIT  
 April 17 Todd Anderson, ETSU  
 April 24 Matt Spade, MAR

## 1995 Players

Feb. 26 Jody Henson, WCU  
 March 5 Tyson Whitley, GSU  
 March 12 Jason Andrews, GSU  
 March 19 Danny Allard, APP  
 March 26 Jody Henson, WCU  
 April 2 Brad Edwards, DAV  
 April 9 Bo Betchman, CIT  
 April 16 Adam Cross, ETSU  
 April 23 Dan Martz, FUR

## 1995 Pitchers

Feb. 26 Dale Pilgrim, WCU  
 March 5 William Rushing, GSU  
 March 12 Britt Reames, CIT  
 March 19 Clark Maxwell, WCU  
 March 26 Chris Pollard, DAV  
 April 2 Clark Maxwell, WCU  
 April 9 Brian Callahan, CIT  
 April 16 Mark DiFelice, WCU  
 April 23 Jason Crews, APP

## 1996 Players

Feb. 25 Alex Tolbert, WCU  
 March 3 Tommy Peterman, GSU  
 March 10 Luke Goodwin, DAV  
 March 17 A.J. Polichnowski, ETSU  
 March 24 Curt Beerman, CIT  
 March 31 Nate Shepperson, VMI  
 April 7 Tommy Peterman, GSU  
 April 14 Tommy Peterman, GSU  
 April 21 Bo Betchman, CIT

## 1996 Pitchers

Feb. 25 Scott Musgrave, APP  
 March 3 Jim Jordan, FUR  
 March 10 Jim Jordan, FUR  
 March 17 Clark Maxwell, WCU  
 March 24 Dan Stutzman, APP  
 March 31 Brian Bain, WCU  
 April 7 Tod Lee, GSU  
 April 14 Brian Rogers, CIT  
 April 24 Brian Rogers, CIT

## 1997 Players

March 3 Michael Holder, GSU  
 March 10 Britt Phelps, ETSU  
 March 17 Steve Walson, GSU  
 March 24 Curt Beerman, CIT  
 March 31 Jeremy Bruce, WCU  
 April 7 Martin Barrow, WCU  
 April 14 Jerry Simmons, CIT  
 April 21 Tyson Whitley, GSU

## 1997 Pitchers

March 3 Mark DiFelice, WCU  
 March 10 Tod Lee, GSU  
 March 17 Dan Stutzman, APP  
 March 24 Tom Martin, CIT  
 March 31 Brian Rogers, CIT  
 April 7 Jay Adams, VMI  
 April 14 Clint Sauls, GSU  
 April 21 Ryan Foote, FUR

## 1998 Players

March 9 Chuck Koone, WCU  
 March 16 Charles Thomas, WCU  
 March 23 Jerry Simmons, CIT  
 March 30 Jody Pollock, GSU  
 April 6 Terrence Smalls, CIT  
 April 13 Stephen Crater, APP  
 April 20 Kenny Vawter, UNCG  
 April 27 Phillip Hartig, CIT

## 1998 Pitchers

March 9 Josh Spradlin, VMI  
 March 16 Brian Rogers, CIT  
 March 23 Rodney Hancock, CIT  
 March 30 Rhett Woehrle, UNCG  
 April 6 Lance Surridge, UNCG  
 April 13 Izzy Olvera, ETSU  
 April 20 Tom Martin, CIT  
 April 27 Brian Wiley, CIT

## 1999 Players

March 1 Dustin Langley, GSU  
 March 8 Jody Pollock, GSU  
 March 15 Ronny Marmol, CofC  
 March 22 Jesse Martin, UNCG  
 March 29 Rusty Swackhamer, ETSU  
 April 4 Brandon Eierman, ETSU  
 April 12 Charles Thomas, WCU  
 April 19 Ed Pearson, VMI  
 April 26 Rusty Swackhamer, ETSU  
 May 3 Eric Johnson, WCU  
 May 10 Philip Hartig, CIT  
 May 17 Matt Easterday, GSU

## 1999 Pitchers

March 1 Wes Self, DAV  
 March 8 Brett Lewis, GSU  
 March 15 Matt Baber, ETSU  
 March 22 Brian Wiley, CIT  
 March 29 Travis Parker, CofC  
 April 4 Dallas McPherson, CIT  
 April 12 Brian Wiley, CIT  
 April 19 Brian Wiley, CIT  
 April 26 Wes Self, DAV  
 May 3 Taft Cable, UNCG  
 May 10 Scott Oliver, CofC  
 May 17 Rodney Hancock, CIT

## 2000 Players

Feb. 21 Tim Frend, DAV  
 Feb. 28 Philip Hartig, CIT  
 March 6 Dallas McPherson, CIT  
 March 13 Jeremy Purcell, UNCG  
 March 20 Scott Henley, GSU  
 March 27 Philip Hartig, CIT  
 March 27 Scott Henley, GSU  
 April 3 Chad Boruff, ETSU  
 April 10 Stewart Sloan, DAV  
 April 17 Matt Easterday, GSU  
 April 24 Philip Hartig, CIT  
 May 1 Scott Henley, GSU  
 May 8 Kevin Blocker, WOF  
 May 17 Chad Boruff, ETSU

## 2000 Pitchers

Feb. 21 Jared Burton, WCU  
 Feb. 28 Taft Cable, UNCG  
 March 6 Charles Bobo, WOF  
 March 13 Ryan Gordon, UNCG  
 March 20 Taft Cable, UNCG  
 March 27 David Ray, GSU  
 April 3 Matt Baber, ETSU  
 April 10 Lucas Hocker, CofC  
 April 17 Daniel Wheeler, GSU  
 April 24 Kyle Bunn, CIT  
 May 1 Ryan Gordon, UNCG  
 May 8 George Lehr, WOF  
 May 15 T.A. Fulmer, CIT

## 2001 Players

Feb. 25 Alan Beck, WCU  
 March 5 Shane Schumaker, UNCG  
 March 12 Derek Norman, FUR  
 March 19 Jason Randall, CIT  
 March 26 Matt Lauderdale, CofC  
 March 26 Scott Henley, GSU  
 April 2 Donovan Minero, WCU  
 April 9 Matt Herring, GSU  
 April 16 Jesse Martin, UNCG  
 April 23 Chris Catanzaro, VMI  
 April 30 Nathan Copeland, ETSU  
 May 7 Justin Maderer, FUR  
 May 14 Darryl Stephens, GSU

## 2001 Pitchers

March 5 Wes Self, DAV  
 March 12 Matt Rackers, CofC  
 March 19 Tate Osterman, WOF  
 March 26 Ryan Basner, WCU  
 April 2 Toby David, FUR  
 April 9 Eric Talbert, CIT  
 April 16 Brett Lewis, GSU  
 April 23 Taft Cable, UNCG  
 April 30 Randy Corn, CIT  
 May 7 Tom Mastny, FUR  
 May 14 Dan Foley, WCU  
 May 14 Scooter Michael, UNCG

## 2002 Players

Feb. 18 Ryan Schade, WCU  
Feb. 25 Rocky Baker, GSU  
March 6 Matt Herring, GSU  
March 11 Tony Carbone, WOF  
Ryan Galligan, UNCG  
March 18 Lee Curtis, CofC  
Donovan Minero, WCU  
March 25 Todd Roper, WCU  
Tim Friend, DAV  
April 2 Donovan Minero, WCU  
April 8 Jason Sarvis, UNCG  
April 15 A.J. Zickgraf, GSU  
April 22 Chris Downard, APP  
April 29 Chris Emond, DAV  
May 6 Donovan Minero, WCU  
May 13 Lee Curtis, CofC  
May 20 Josh Stackley, CIT

## 2002 Pitchers

Feb. 18 George Lehr, WOF  
Feb. 25 Ryan Gordon, UNCG  
Jared Comstock, GSU  
March 6 Scooter Michael, UNCG  
March 11 Jared Burton, WCU  
March 18 Jay Metzger, UNCG  
March 25 George Lehr, WOF  
April 2 T.A. Fulmer, CIT  
April 8 Kyle Shipplett, APP  
April 15 Scooter Michael, UNCG  
April 22 Tom Mastny, FUR  
April 29 Jay Metzger, UNCG  
Raymond Jenkins, CIT  
May 6 Tom Mastny, FUR  
May 13 Dennis Dove, GSU  
May 20 Culley Kline, WOF

## 2003 Players

Feb. 26 Jesse Cole, WOF  
March 3 Jon Aughey, CIT  
March 11 Chris Ard, CIT  
March 17 Lee Curtis, CofC  
March 24 Lee Curtis, CofC  
April 1 Caleb Moore, ETSU  
Sam Navarro, DAV  
April 7 Todd Buchanan, WCU  
Alan Beck, WCU  
April 14 Matt Lauderdale, CofC  
April 21 Rod Goldston, WCU  
April 28 Brett Spivey, CofC  
May 6 Alan Beck, WCU  
May 13 Derek Smith, APP  
May 20 Brendan Gilligan, GSU

## 2003 Pitchers

Feb. 26 Patrick Griffin, FUR  
March 3 Ken Eggleton, CIT  
March 11 Chris Mason, UNCG  
March 17 Ryan Basner, WCU  
March 24 Ryan Gordon, UNCG  
April 1 Tom Mastny, FUR  
April 7 Brett Harker, CofC  
April 14 Derrik Wolpert, DAV  
April 21 Reid Price, CofC  
April 28 John Carroll, GSU  
May 6 Scooter Michael, UNCG  
May 13 Tom Mastny, FUR  
May 20 David Mitchell, FUR

## 2004 Players

Feb. 23 Greg Dowling, GSU  
March 2 Ryan Gordon, UNCG  
March 10 Alex Gary, WCU  
March 15 Chip Cannon, CIT  
March 22 Josh Stackley, CIT  
March 29 Brett Gardner, CofC  
April 5 Brett Anderson, CofC  
April 12 Phillip Coker, CofC  
April 19 Blake Church, ETSU  
April 26 Case Cassidy, FUR  
May 2 Caleb Moore, ETSU  
May 10 Phillip Coker, CofC  
May 17 Jay Heafner, DAV  
James Payne, GSU  
May 24 Andy Howdeshell, ETSU

## 2004 Pitchers

Feb. 23 Brian Akin, DAV  
March 2 Nick Stames, UNCG  
March 10 Ryan Falcon, UNCG  
March 15 Zach Piccola, CofC  
March 22 Matt Garner, Elon  
March 29 Sam Perry, FUR  
Jarrett Santos, UNCG  
April 5 Ryan Edell, CofC  
April 12 Brian Harrison, GSU  
April 19 Josh Lairsey, GSU  
April 26 Jonathan Ellis, CIT  
May 2 John Carroll, GSU  
May 10 Scott Clark, APP  
May 17 Brian McCullen, WCU  
May 24 Jonathan Ellis, CIT

## 2005 Players

Feb. 21 Brian Hastings, CofC  
Feb. 28 Caleb Moore, ETSU  
March 7 D.J. Wabik, CofC  
March 14 Jason Hurst, GSU  
March 21 Byron Barber, CofC  
March 28 Brett Gardner, CofC  
April 4 Jay Heafner, DAV  
April 11 Evan Erickson, Elon  
April 18 Caleb Moore, ETSU  
April 25 Blake Church, ETSU  
May 2 Andrew Musashe, DAV  
May 9 A.J. Zickgraf, GSU  
May 16 Chris Ard, CIT  
May 23 Gary Morris, Elon

## 2005 Pitchers

Feb. 21 Chris Mason, UNCG  
Feb. 28 Nick Chigges, CofC  
March 7 Patrick Adams, Elon  
March 14 Chris Mason, UNCG  
Brett Harker, CofC  
March 21 Brian Caudill, APP  
March 28 Chris Mason, UNCG  
April 4 Brian Barnes, WCU  
April 11 Lance Cole, Elon  
Jay Heafner, DAV  
April 18 Ben Hunter, FUR  
April 25 Kevin Regan, Elon  
May 2 Danny Meszaros, CofC  
May 9 Chris Mason, UNCG  
Dustin Evans, GSU  
May 16 Andy Carter, DAV  
May 23 Griff Beckham, CIT  
Nick Hollstegge, FUR

## 2006 Players

Feb. 20 Chris Swauger, CIT  
Feb. 27 Greg Dowling, GSU  
March 7 Tony Maccani, FUR  
March 13 Chris Price, Elon  
March 20 Steven Strausbaugh, WCU  
March 27 Trey McDaniel, WCU  
April 3 A.J. Davidiuk, FUR  
April 10 Graham Maiden, CofC  
April 17 A.J. Davidiuk, FUR  
April 24 Case Cassidy, FUR  
May 1 Robert Rodebaugh, Elon  
Guy Welsh, UNCG  
May 8 Robert Rodebaugh, Elon  
May 15 Jermaine Mitchell, UNCG  
May 22 Jonathan Greene, WCU

## 2006 Pitchers

Feb. 20 Lance Cole, Elon  
Feb. 27 Jay Heafner, DAV  
March 7 Nick Holstegge, FUR  
March 13 Tyler Sexton, WCU  
March 20 Danny Meszaros, CofC  
March 27 Danny Meszaros, CofC  
April 3 Steven Hensley, Elon  
April 10 Steven Hensley, Elon  
April 17 Chad Tilley, Elon  
April 24 Everett Teaford, GSU  
May 1 Patrick Currin, UNCG  
May 8 Greg Holland, WCU  
May 15 Nick Chigges, CofC  
May 22 Justin Smith, CIT

## 2007 Players

Feb. 19 Zach Brown, CIT  
Feb. 26 Kenny Smith, WCU  
March 5 David Rubinstein, APP  
March 12 John Ingram, WCU  
March 19 Matt Webb, DAV  
March 26 Alex Garabedian, CofC  
April 2 Barrett Shaft, WCU  
April 9 Richard Jones, CIT  
April 16 Chase Austin, Elon  
April 23 Alex Garabedian, CofC  
April 30 Mike Economos, GSU  
May 7 Brandon Waring, WOF  
May 14 Kenny Smith, WCU  
May 21 Wes Hobson, APP

## 2007 Pitchers

Feb. 19 Garrett Sherrill, APP  
Feb. 26 Ben Austin, WOF  
March 5 Justin Smith, CIT  
March 12 Jeff Beliveau, CofC  
March 19 Will Romanowicz, Elon  
March 26 Jay Jackson, FUR  
April 2 Ryan Falcon, UNCG  
Steven Hensley, Elon  
April 9 Zach Booker, Elon  
April 16 Matt Crim, CIT  
April 23 Greg Holland, WCU  
April 30 Chris Masters, WCU  
May 7 Tyler Sexton, WCU  
May 14 Nicholas Karow, FUR  
May 21 Matt Klinker, FUR

## 2008 Players

Feb. 25 Michael Harrington, CofC  
March 3 Corey Overholtzer, UNCG  
March 10 Ricky Orton, UNCG  
March 17 Chris Shehan, GSU  
March 24 Chris Shehan, GSU  
March 31 Greg Feltes, UNCG  
April 7 Cory Harrilchak, Elon  
April 14 Joey Rodgers, FUR  
April 21 Brandon Sizemore, CofC  
April 28 Ty Wright, GSU  
May 5 Ricky Orton, UNCG  
May 12 Michael Harrington, CofC  
May 19 Jeremie Tice, CofC

## 2008 Pitchers

Feb. 25 Asher Wojciechowski, CIT  
March 3 Jay Jackson, FUR  
Matt Reifsnider, CIT  
March 10 Jimmy Reyes, Elon  
March 17 Matt Crim, CIT  
March 24 Chip Hunt, WOF  
March 31 Chris Masters, WCU  
April 7 Nick Karow, FUR  
April 14 Wes Wrenn, CIT  
April 21 Jay Jackson, FUR  
Chris Masters, WCU  
April 28 Jesse Simpson, CofC  
May 5 Chris Masters, WCU  
May 12 Matt Andress, APP  
May 19 Spencer Hale, FUR

## 2009 Players

Feb. 23 Joash Brodin, CofC  
March 2 Justin Hilt, Elon  
March 9 Griffin Benedict, GSU  
March 16 Richard Jones, CIT  
March 23 Stephen Notaro, WCU  
March 30 Mike Melillo, Elon  
Cole Rakar, CofC  
April 6 Chris McGuinness, CIT  
April 13 Bennett Davis, Elon  
April 20 Pat Irvine, Elon  
April 27 Dallas Tarleton, Elon  
May 4 Matt Mansilla, CofC  
May 11 Joey Bergman, CofC  
May 18 A.J. Wirnsberger, GSU

## 2009 Pitchers

Feb. 23 Zach Garrett, CIT  
March 2 Daniel Ottone, WCU  
March 9 David Peterson, CofC  
March 16 Jesse Simpson, CofC  
March 23 Chris Masters, WCU  
March 30 Drew Mahaffey, CIT  
April 6 Jimmy Reyes, Elon  
April 13 Corey Martin, WCU  
April 20 Chris Mederos, GSU  
April 27 Mike Frongello, DAV  
May 4 Chris Masters, WCU  
May 11 David Peterson, CofC  
May 18 Matt Crim, CIT



## 2010 Players

Feb. 22 Corey Overholtzer, UNCG  
 March 1 Andrew Barna, DAV  
 March 8 Will Owens, FUR  
 March 15 David Schulze, SAM  
 March 22 Rob Kral, CofC  
 March 29 Ryan Adams, Elon  
 April 5 Mike Melillo, Elon  
 April 12 Tyler Kirkpatrick, WCU  
 April 19 Matt Leeds, CofC  
 April 26 Wes Hobson, APP  
 May 3 Rob Kral, CofC  
 May 10 Mac Doyle, WOF  
 May 17 Kyle Blackburn, GSU  
 May 24 Justin Mackert, CIT

## 2010 Pitchers

Feb. 22 Asher Wojciechowski, CIT  
 March 1 Matt Andress, APP  
 March 8 Jason Sullivan, WCU  
 March 15 Asher Wojciechowski, CIT  
 March 22 Kevin Decker, CofC  
 March 29 Andy Moye, GSU  
 April 5 Nathan Hyatt, APP  
 April 12 Andy Moye, GSU  
 Chris Patterson, APP  
 April 19 Jimmy Reyes, Elon  
 April 26 Matt Talley, CIT  
 May 3 Matt Murray, GSU  
 May 10 Josh Martin, SAM  
 May 17 Matt Talley, CIT  
 May 24 Ken Ferrer, Elon

## 2011 Players

Feb. 21 Ross Heffley, WCU  
 Feb. 28 Steve Cochrane, GSU  
 March 7 Neal Pritchard, Elon  
 March 14 Mac Doyle, WOF  
 March 21 Saxon Butler, SAM  
 March 28 Mac Doyle, WOF  
 April 4 Victor Roache, GSU  
 April 11 Daniel Aldrich, CofC  
 April 18 Victor Roache, GSU  
 April 25 Stephen Notaro, WCU  
 May 2 Matt Leeds, CofC  
 Sebastian Gomez, Elon  
 May 9 Preston Troutman, APP  
 May 16 Cody Walker, UNCG  
 May 23 Ross Heffley, WCU

## 2011 Pitchers

Feb. 21 Tyler Wood, FUR  
 Feb. 28 Lawrence Pardo, APP  
 March 7 Chris Lamb, DAV  
 March 14 Chris Beck, GSU  
 March 21 Dylan Cole, FUR  
 March 28 Lex Rutledge, SAM  
 April 4 Ryan Arrowood, APP  
 April 11 Nathan Hyatt, APP  
 April 18 Ryan Arrowood, APP  
 Logan Cribb, CIT  
 April 25 Taylor Miller, APP  
 May 2 Thomas Girdwood, Elon  
 May 9 Cash Collins, WOF  
 May 16 Warren Slack, UNCG  
 May 23 Bobby Lyne, FUR

## 2012 Players

Feb. 20 Saxon Butler, SAM  
 Feb. 27 Thomas Troelstrup, UNCG  
 March 5 Will Owens, FUR  
 March 12 Ross Heffley, WCU  
 March 19 Will Callaway, APP  
 March 26 Brandon Murray, CofC  
 April 2 Alex Swim, Elon  
 April 9 Paul Nitto, FUR  
 April 16 Bradley Goodson, CofC  
 April 23 Tyler Tewell, APP  
 April 30 Daniel Aldrich, CofC  
 Saxon Butler, SAM  
 May 7 Phillip Ervin, SAM  
 May 14 Daniel Aldrich, CofC  
 May 21 Saxon Butler, SAM

## 2012 Pitchers

Feb. 20 Eric Eck, WOF  
 Feb. 27 Ryan Arrowood, APP  
 March 5 Ryan West, CofC  
 March 12 Josh Martin, SAM  
 March 19 Dylan Clark, Elon  
 March 26 Seth Grant, APP  
 April 2 Chris Beck, GSU  
 April 9 Brandon Yarusi, WOF  
 April 16 Henry Sisson, DAV  
 April 23 Cash Collins, WOF  
 April 30 Spencer Medick, Elon  
 May 7 Stephen Gary, FUR  
 May 14 Jordan Smith, WCU  
 May 21 Cash Collins, WOF



*Appalachian State right-hander Ryan Arrowood was the league's pitcher of the week three times in his final two seasons. Arrowood went 11-0 in 2012 and was the media's pick for SoCon Pitcher of the Year.*

## PLAYER AND PITCHER OF THE WEEK TOTALS

	Player	Pitcher	Total
The Citadel.....	32	58	90
Western Carolina .....	49	33	82
Georgia Southern.....	41	29	70
College of Charleston .....	36	21	57
UNCG.....	17	27	44
Furman.....	13	28	41
Appalachian State.....	15	22	37
Elon.....	17	18	35
Davidson.....	16	14	30
East Tennessee State.....	21	5	26
Wofford.....	7	13	20
Marshall.....	5	6	11
Samford.....	6	3	9
VMI.....	5	4	9

## Repeat Weekly Award Winners

### Player

#### 5 Times:

Phillip Hartig, The Citadel (1998-2000)

#### 4 Times:

Scott Henley, Georgia Southern (2000-01)  
 Donovan Minero, Western Carolina (2001-02)  
 Lee Curtis, College of Charleston (2002-03)  
 Caleb Moore, East Tennessee State (2003-05)  
 Saxon Butler, Samford (2011-12)

#### 3 Times:

Johnny McCraw, Appalachian State (1989-91)  
 Grant Brittain, Western Carolina (1990)  
 Rod Walker, East Tennessee State (1991-92)  
 Tommy Peterman, Georgia Southern (1996)  
 Alan Beck, Western Carolina (2001-03)  
 Mac Doyle, Wofford (2010-11)  
 Daniel Aldrich, College of Charleston (2011-12)  
 Ross Heffley, Western Carolina (2011-12)

### Pitcher

#### 6 Times:

Chris Masters, Western Carolina (2007-09)

#### 5 Times:

Tom Mastny, Furman (2001-03)  
 Chris Mason, UNCG (2003-05)

#### 4 Times:

Brian Rogers, The Citadel (1996-98)  
 Brian Wiley, The Citadel (1998-99)  
 Taft Cable, UNCG (1999-2001)  
 Ryan Gordon, UNCG (2000-03)  
 Scooter Michael, UNCG (2001-03)

#### 3 Times:

Richard Shirer, The Citadel (1990)  
 Ken Britt, The Citadel (1990-92)  
 Gettys Glaze, The Citadel (1992)  
 Chris Maxwell, Western Carolina (1995-96)  
 Wes Self, Davidson (1999-2001)  
 George Lehr, Wofford (2000-02)  
 Danny Meszaros, College of Charleston (2005-06)  
 Steven Hensley, Elon (2006-07)  
 Jay Jackson, Furman (2007-08)  
 Matt Crim, The Citadel (2007-09)  
 Asher Wojciechowski, The Citadel (2008-10)  
 Jimmy Reyes, Elon (2008-10)  
 Ryan Arrowood, Appalachian State (2011-12)  
 Cash Collins, Wofford (2011-12)

## Player

### 2004

Feb. Ryan Gordon, UNCG  
March Byron Barber, CofC  
April David Dufour, WOF

### 2005

Feb. Evan Erickson, Elon  
March D.J. Wabick, CofC  
Jay Heafner, DAV  
April Chris Campbell, CofC

### 2006

Feb. Greg Dowling, GSU  
March Blake Murphy, WCU  
April Robert Rodebaugh, Elon  
A.J. Daviduik, FUR  
May Jermaine Mitchell, UNCG

### 2007

Feb. David Rubenstein, APP  
March Kenny Smith, WCU  
April Ben Lasater, CofC  
May Brandon Waring, WOF

### 2008

Feb. Shane Kirkley, WOF  
March Chris Shehan, GSU  
April Ty Wright, GSU  
May Jeremie Tice, CofC

### 2009

Feb. Joash Brodin, CofC  
March Joey Bergman, CofC  
April Isaac Harrow, APP  
May A.J. Wirnsberger, GSU

### 2010

Feb. Andrew Barna, DAV  
March David Schulze, SAM  
April Wes Hobson, APP  
Kyle Behrendt, WOF  
May Justin Mackert, CIT

### 2011

Feb. Matt Leeds, CofC  
March Eric Phillips, GSU  
April Victor Roache, GSU  
May Victor Roache, GSU

### 2012

Feb. Saxon Butler, SAM  
March Daniel Kassouf, APP  
April Marty Gantt, CofC  
May Brandon Miller, SAM

## Pitcher

Lance Cole, Elon  
Jarrett Santos, UNCG  
Ryan Falcon, UNCG

Charles Vartanian, WOF  
Brett Harker, CofC

Kevin Regan, Elon

Lance Cole, Elon  
Danny Meszaros, CofC  
Steven Hensley, Elon

Chad Tilley, Elon

Garrett Sherrill, APP  
Steven Hensley, Elon  
Nick Chigges, CofC  
Drew Saberhagen, WCU

Steven Hensley, Elon  
Steven Hensley, Elon  
Jay Jackson, FUR  
Jesse Lewter, Elon

Garrett Ozar, WCU  
Drew Mahaffey, CIT  
Zach Quate, APP  
Chris Mederos, GSU

Matt Address, APP  
Jake Brown, GSU  
Chris Patterson, APP

Jimmy Reyes, Elon

Austin Pritcher, CIT  
Lex Rutledge, SAM  
Ryan Arrowood, APP  
Jake Zokan, CofC

Rob Marcello, APP  
Seth Grant, APP  
Ryan Arrowood, APP  
Josh Martin, SAM



UNCG's Ryan Gordon was the first SoCon player of the month in February 2004.

## PLAYER AND PITCHER OF THE MONTH TOTALS

	Player	Pitcher
<b>Total</b>		
College of Charleston .....	9	4
Appalachian State .....	4	8
Elon .....	2	10
Georgia Southern .....	7	2
Samford .....	3	2
Wofford .....	4	1
UNCG .....	2	2
Western Carolina .....	2	2
The Citadel .....	1	2
Davidson .....	2	0
Furman .....	1	1



Elon's Steven Hensley was honored a record four times as pitcher of the month.



## COACHES' FIRST-TEAM SELECTIONS (UNLESS OTHERWISE NOTED)

**1960**  
P Dick Almes, CIT  
P Charlie Revere, UR  
C Chuck Boone, UR  
1B Dick Jones, CIT  
2B Paul Popovich, WVU  
SS Alan Cole, UR  
3B Howard Mikytuck, CIT  
OF Tom Clary, CIT  
OF Joe Gedro, VMI  
OF Dickie Snead, VT

**1961**  
P Lee Melear, VT  
P Tom Shafer, WVU  
C Tony Carmighani, FUR  
1B Dick Jones, CIT  
2B Eddie Hite, VT  
SS Weldon Eddins, VMI  
3B Phil Chewning, FUR  
OF Jerry Buchanan, CIT  
OF Larry Abbott, FUR  
OF Tom Booker, UR

**1962**  
P Frank Griffith, UR  
P Tom Shafer, WVU  
C Gil Minor, VMI  
1B Mel Rideout, UR  
2B Joe Hatalla, WVU  
SS Tom Stepp, WVU  
3B Bill Whaley, CIT  
OF Bill Pashe, GWU  
OF Bobby Stewart, UR  
OF Jim Procopio, WVU

**1963**  
P Lee Melear, VT  
P Joe Jeran, WVU  
C Jim Procopio, WVU  
1B Steve Berzansky, WVU  
2B Joe Hatalla, WVU  
SS Donnie White, VMI  
3B Al McNamee, UR  
OF Bobby Stewart, UR  
OF Dave Blake, VT  
OF Tom Green, VT

**1964**  
P Percy Sensabaugh, VMI  
P John Radosevich, WVU  
C Don Douglas, UR  
1B Steve Berzansky, WVU  
2B Charles Jennings, FUR  
SS Donnie White, VMI  
3B Ingram Haley, FUR  
OF Rick Smyre, DAV  
OF Mike Holloran, GWU  
OF Bill Marovic, WVU

**1965**  
P Percy Sensabaugh, VMI  
P John Radosevich, WVU  
C Ron Renner, WVU  
1B Phil King, FUR  
2B Richie Sharff, UR  
SS Jim Hyder, DAV  
3B Pete Britton, UR  
OF Tom Porter, CIT  
OF Mike Holloran, GWU  
OF Don Hetzel, WVU

**1966**  
P Jim Raynor, ECU  
P Vaughn Kovach, WVU  
C Richard Narron, ECU  
1B Jim Clay, WVU  
2B Richie Sharff, UR  
SS Frank Jenness, UR  
3B Tim Hill, GWU  
OF Wayne Britton, ECU  
OF Ed Thorne, ECU  
OF Mike Holloran, GWU

**1967**  
P Dennis Burke, ECU  
P Dick Balderson, UR  
P Jerry Meadows, WVU  
C Richard Narron, ECU  
1B Tom Green, UR  
2B Lynn Smith, ECU  
SS Joe Lalli, GWU  
3B Bob Beaham, WVU  
OF Jim Snyder, ECU  
OF Tom Parke, WVU  
OF Chuck Albertson, W&M

**1968**  
P Hank Bunnell, GWU  
P Denny Taylor, WVU  
C Eric Spink, GWU  
1B Jerry Blackwell, CIT  
2B Choppy Morris, CIT  
SS Mike Ross, CIT  
3B Steve Kennedy, UR  
OF Gordon Slade, DAV  
OF Jimmy Snyder, ECU  
OF John Medlin, W&M

**1969**  
P Tom Harrison, FUR  
P Hank Bunnell, GWU  
C Buster Holland, CIT  
1B John Campbell, FUR  
2B J.C. Hanks, VMI  
3B Tim White, VMI  
SS Mike Ross, CIT  
3B Marvin Haley, FUR  
OF Gordon Slade, DAV  
OF Carey Anderson, ECU  
OF Richie Richardson, W&M

**1970**  
P Ron Hastings, ECU  
P Hank Bunnell, GWU  
C Stan Sneed, ECU  
1B Tom Bondurant, UR  
2B Dennis Vick, ECU  
SS Bob Dennis, GWU  
3B Jerry Wise, CIT  
OF John Bledsoe, CIT  
OF Gordon Slade, DAV  
OF Bubba Hooker, W&M

**1971**  
P Doug Pounder, CIT  
P John Katona, FUR  
C Harold Wilkerson, DAV  
Stan Sneed, ECU  
1B Tom Bondurant, UR  
2B Dick Corrada, ECU  
SS Reggie Dunnivant, UR  
3B Jerry Wise, CIT  
OF Mike Aldridge, ECU  
OF Neil Eichelberger, FUR  
OF Bruce Wright, UR

**1972**  
P Ray Yeoman, CIT  
P John Katona, FUR  
C Paul Plunkett, CIT  
1B Ron Sanders, CIT  
2B MAR Owen, UR  
SS Reggie Dunnivant, UR  
3B Ralph Lamm, ECU  
OF George Weicker, DAV  
OF Les Keenan, UR  
OF Jeff Steckroth, W&M

**1973**  
P Tommy Toms, ECU  
P Roger Hatcher, UR  
C Bill Harris, W&M  
1B Steve Anspaugh, APP  
2B MAR Owen, UR  
SS Mike Ramsey, APP  
3B Frank Dziadul, APP  
OF Robbie Williams, APP  
OF Steve Arrington, CIT  
OF Mike Hogan, ECU

**1974**  
P Dave LaRussa, ECU  
P Todd Brenizer, FUR  
C Mark Rodgman, DAV  
1B Ron Staggs, ECU  
2B Ken Feaster, CIT  
SS Mike Ramsey, APP  
3B Steve Becker, W&M  
OF Steve Anspaugh, APP  
OF Mike Hogan, ECU  
OF Charlie Talley, UR

**1975**  
P Hank Welch, CIT  
P Jeff Boteler, UR  
P Joel Tew, DAV  
C Mark Hodgman, DAV  
1B George Weicker, DAV  
2B Bob Mitchell, UR  
SS Mike Ramsey, APP  
3B Steve Becker, W&M  
OF Gene Dotson, CIT  
OF Paul Martin, CIT  
OF Randy Howell, FUR  
DH Billy Weiters, CIT

**1976**  
P Chris Mensing, FUR  
P Rene Martin, UR  
C John Nichols, FUR  
1B Richard Weiters, CIT  
2B Steve Bryant, ECU  
SS Kevin Harvey, UR  
3B Randy Ingram, APP  
OF Paul Martin, CIT  
OF Joe Roenker, ECU  
OF Randy Howell, FUR  
DH Russell Lee, FUR

**1977**  
P Richard Wieters, CIT  
P Mickey Britt, ECU  
P Pete Conaty, ECU  
C Bob Lapple, DAV  
John Rulli, MAR  
Kelly Lombard, VMI  
1B Sonny Wooten, ECU  
2B Chris Plemmons, APP  
SS Wayne Tolleson, WCU  
3B Randy Ingram, APP  
OF Eddie Gates, ECU  
OF Randy Howell, FUR  
OF Everette Smith, FUR  
OF Dave McElhaney, W&M  
DH Keith Ebersole, WCU



Duke's Dick Groat is in the Southern Conference Hall of Fame for both basketball and baseball. Groat helped the Blue Devils to the College World Series in 1952 and was the National League MVP for the Pittsburgh Pirates in 1960. As a collegiate basketball player, he was a two-time All-American and named the national player of the year by the Helms Foundation in 1952.

## 1978

P Mike Pendleton, CIT  
P Martin Rivera, CIT  
C Bob Lapple, DAV  
1B Ronnie Brower, APP  
2B Chris Plemmons, APP  
SS Wayne Tolleson, WCU  
3B Randy Ingram, APP  
OF Joey Moffitt, APP  
OF Randy Rosiek, MAR  
OF John Baker, UTC  
DH Keith Ebersole, WCU

## 1979

P Frank Galloway, CIT  
P Mike Pendleton, CIT  
C Bob Lapple, DAV  
1B Harry Severino, MAR  
2B Bob Roma, FUR  
SS Randy Ingle, APP  
3B Gary Robinette, ETSU  
OF John Porter, DAV  
OF Jeff Coppinger, UTC  
OF Willie Carpenter, WCU  
DH John Baker, UTC

## 1980

P Mike Pendleton, CIT  
P Jeff Andrews, ETSU  
C Mel Williamson, CIT  
Tom Alesio, FUR  
Phil Hubbard, VMI  
1B Don Ingle, WCU  
2B Ken Sholl, UTC  
SS Dave Cardwell, ETSU  
3B Gary Robinette, ETSU  
OF John Porter, DAV  
OF Joey Moffitt, APP  
OF Bryan Snyder, ETSU  
OF Willie Carpenter, WCU  
DH Greg Hill, MAR

## 1981

P Jeff Barkley, CIT  
P Mike Sullivan, MAR  
C Philip Gordon, DAV  
Greg Hill, MAR  
1B John Barlowe, APP  
2B Tom Sams, APP  
SS Mike Knox, CIT  
3B Chris Hust, ETSU  
OF Tony Martin, ETSU  
OF Bryan Snyder, ETSU  
OF Mel Kinsey, WCU  
DH Robbie Peele, APP

## 1982

P Kirk Bailey, APP  
P Jeff Barkley, CIT  
C Phil Hubbard, VMI  
2B B.J. Hinson, ETSU  
SS Mike Knox, CIT  
3B Todd Sager, MAR  
OF Wayne Dannenberg, ETSU  
OF Marcus Velazquez, ETSU  
OF Terry Smith, FUR  
DH Pete Camelo, APP

## 1983

P Mike Cherry, CIT  
P Bryan Augsburger, VMI  
C Greg Johnson, WCU  
1B Charlie Fonville, WCU  
2B Mike Nipper, ETSU  
SS Greg Hill, MAR  
3B Todd Sager, MAR  
OF Robbie Peele, APP  
OF Tony Martin, ETSU  
OF David Hill, WCU  
DH Alan Hurt, CIT

## 1984

P Pete Hardee, APP  
P Scott Gay, WCU  
C Rock Hurst, FUR  
1B Charlie Fonville, WCU  
2B Jamie Harris, APP  
SS Tim Jones, CIT  
3B Todd Sager, MAR  
OF Tony Welborn, APP  
OF Lee Glaze, CIT  
OF Fred Hailey, WCU  
DH Kent Alexander, APP

## 1985

### North Division

P Rich Bosley, APP  
P J.D. McKinney, MAR  
C Brad Long, APP  
1B Greg Weddle, VMI  
2B Marc Hodges, APP  
SS Chris Finwood, VMI  
3B Lawrence Sluder, APP  
OF Tony Welborn, APP  
OF Chip Cook, MAR  
OF Terry Thompson, MAR  
DH Lee James, APP

### South Division

P Mike Monte, CIT  
P Scott Gay, WCU  
C Rock Hurst, FUR  
1B David Hyatt, WCU  
2B Keith Helfant, DAV  
SS Tim Jones, CIT  
3B David Turgeon, DAV  
OF Bill Masse, DAV  
OF Mike Carson, WCU  
OF Fred Hailey, WCU  
DH Skip Nelloms, WCU

## 1986

### North Division

P Kevin Simmons, APP  
P Len Stratton, APP  
C Brad Long, APP  
1B Greg Weddle, VMI  
2B Gary Sibyan, VMI  
SS Scott Church, ETSU  
3B Jeff Barr, ETSU  
OF Andre Crawford, APP  
OF Ed Dubiel, APP  
OF Billy Patton, ETSU  
DH Mike Rambo, ETSU

### South Division

P Mike Monte, CIT  
P Steve Condon, DAV  
C Dan Simonds, DAV  
1B Rick Hardwick, CIT  
2B Keith Helfant, DAV  
SS Alan Lewis, DAV  
3B David Turgeon, DAV  
OF Lee Glaze, CIT  
OF Mike Carson, WCU  
OF Fred Hailey, WCU  
DH Pat Riley, WCU

## 1987

### North Division

P Len Stratton, APP  
P Mike Prince, ETSU  
C Brad Long, APP  
1B Tommy Green, APP  
2B Gary Sibyan, VMI  
SS Chris Finwood, VMI  
3B Lawrence Sluder, APP  
OF Ed Dubiel, APP  
OF Will Edwards, ETSU  
OF Rob Morrison, MAR  
DH Ben Walker, VMI

## South Division

P Steve Condon, DAV  
P Stewart Keyes, WCU  
C Dan Simonds, DAV  
1B Bob Thomas, FUR  
2B Billy Swails, CIT  
SS Alan Lewis, DAV  
3B David Turgeon, DAV  
OF Bill Masse, DAV  
OF Fred Hailey, WCU  
OF Skip Nelloms, WCU  
DH Clint Fairey, WCU

## 1988

### North Division

P Stacey Schneider, APP  
P Rick Tuttle, APP  
C Andy Beasley, VMI  
1B Tommy Green, APP  
2B Gary Sibyan, VMI  
SS Chris Finwood, VMI  
3B Jeff Morgan, ETSU  
OF Keith Nail, APP  
OF Will Edwards, ETSU  
OF Steve Meredith, ETSU  
DH Darron Healey, APP

### South Division

P Greg Wilcox, DAV  
P Paul Menhart, WCU  
C Kevin Vickery, CIT  
1B Clint Fairey, WCU  
2B Billy Swails, CIT  
SS Danny Greene, FUR  
3B Tom Malchesky, WCU  
OF Roy Vilardi, DAV  
OF Keith LeClair, WCU  
OF Skip Nelloms, WCU  
DH Billy Baker, CIT

## 1989

P Pete Palmer, APP  
Matt Gore, CIT  
C Brent Williams, FUR  
1B Clint Fairey, WCU  
2B Billy Swails, CIT  
SS Steve Hollins, APP  
3B Gary Chandler, APP  
OF Garrett Hinshaw, APP  
OF Scott Waugh, APP  
OF Jason Nixon, MAR  
John Parrott, VMI  
DH Gettys Glaze, CIT  
Mark Poarch, WCU

## 1990

P Ken Britt, CIT  
P Mike Montgomery, ETSU  
C Andy Beasley, VMI  
1B MAR Simpson, VMI  
2B Grant Brittain, WCU  
SS Dave Piepenbrink, MAR  
3B Matt Raleigh, WCU  
OF Scott Waugh, APP  
OF Anthony Jenkins, CIT  
OF Jimbo Thornton, ETSU  
DH Billy Baker, CIT

## 1991

P Will Ertel, FUR  
Phillip Grundy, WCU  
C Brent Williams, FUR  
Todd Raleigh, WCU  
1B Rodney Tesh, WCU  
2B Dan McDonnell, CIT  
SS Phillip Tobin, CIT  
3B Matt Raleigh, WCU  
OF Scott Waugh, APP  
OF Craig McLaughlin, FUR  
OF Kevin Bellomo, WCU  
DH Gettys Glaze, CIT

## 1992

P Gettys Glaze, CIT  
P Dallas Rinehart, ETSU  
C Randy DeBruhl, APP  
1B Rod Walker, ETSU  
2B Doug Eder, GSU  
SS Matt Raleigh, WCU  
3B Kevin Hallman, GSU  
OF Vic Correll, CIT  
OF Todd Greene, GSU  
OF Joey Cox, WCU  
DH Willando Ficklin, GSU

## 1993

P Paul Thornton, GSU  
P Jason Beverlin, WCU  
C Brett Boretti, DAV  
1B Chris Lemonis, CIT  
2B Rodney Hennon, WCU  
SS Rick Bender, DAV  
3B Kevin Hallman, GSU  
OF Todd Greene, GSU  
OF Dallas Monday, ETSU  
OF Scott Lyman, WCU  
DH Phillip Grundy, WCU

## 1994

P William Rushing, GSU  
P Jason Beverlin, WCU  
C Brett Boretti, DAV  
1B Clay Hall, DAV  
2B Matt Wilson, GSU  
SS Wade Evans, ETSU  
3B Kevin Hallman, GSU  
OF Will Shellman, APP  
OF Jazz Freitas, DAV  
OF Mike Tidick, WCU  
DH David Young, APP

## 1995

P Britt Reames, CIT  
P William Rushing, GSU  
C Steve Wilson, GSU  
1B Alex Tolbert, WCU  
2B Adam Cross, ETSU  
SS David Groseclose, VMI  
3B Eric Whitson, WCU  
OF Garrick Haltiwanger, CIT  
OF Ryan Glynn, VMI  
OF Jody Henson, WCU  
DH Shane Owenby, APP

## 1996

P Julio Ayala, GSU  
P Tod Lee, GSU  
C Scott Garrett, APP  
1B Tommy Peterman, GSU  
2B Chris Rodriguez, APP  
SS Bradley James, ETSU  
3B Bo Betchman, CIT  
OF Garrick Haltiwanger, CIT  
OF Mark Hamlin, GSU  
OF Antoine Moran, GSU  
DH Scott Musgrave, APP

## 1997

P Brian Rogers, CIT  
P Tod Lee, GSU  
C Michael Holder, GSU  
1B Alex Tolbert, WCU  
2B Bo Betchman, CIT  
SS Terrance Smalls, CIT  
3B A.J. Polichnowski, ETSU  
OF Kenny Osborne, APP  
OF Jerry Simmons, CIT  
OF Martin Barrow, WCU  
DH Britt Phelps, ETSU



## 1998

### First Team

P Mark DiFelice, WCU  
P Lee Long, WOF  
RP Tom Martin, CIT  
C Stephen Crater, APP  
1B Philip Hartig, CIT  
2B Dominic Pattie, UNCG  
SS Chris Moore, WCU  
3B Mike Berrier, APP  
OF Linwood Davis, UNCG  
OF Kenny Vawter, UNCG  
OF Martin Barrow, WCU  
DH Mike DeSimone, DAV

### Second Team

P Brian Rogers, CIT  
P Corey McDonald, UNCG  
RP Jason Parson, UNCG  
C Frankie Ward, WCU  
1B Jim Morrill, FUR  
2B Jody Pollock, GSU  
SS Terrence Smalls, CIT  
3B Aaron Haigler, CIT  
OF Jerry Simmons, CIT  
OF Rusty Swackhamer, ETSU  
OF Jeremy Purcell, UNCG  
DH Brandon Eierman, ETSU

## 1999

### First Team

P Lucas Hocker, CofC  
P Brian Wiley, CIT  
RP Jay Morgan, CIT  
C Ronny Marmol, CofC  
1B Philip Hartig, CIT  
2B Billy Colome, CofC  
SS Chris Moore, WCU  
3B Eric Walker, VMI  
OF Brandon Eierman, ETSU  
OF Eric Johnson, WCU  
OF Charles Thomas, WCU  
DH Scott Thompkins, VMI

### Second Team

P Rodney Hancock, CIT  
P Matt Baber, ETSU  
RP Brett Davey, CofC  
C Ed Sparks, ETSU  
1B Steve Harris, WCU  
2B Jody Pollock, GSU  
SS Travis Blevins, ETSU  
3B Joey Foxhall, CofC  
OF Travis Howell, CofC  
OF Chris Morris, CIT  
OF Rusty Swackhamer, ETSU  
DH Tommy John, FUR

## 2000

### First Team

P David Ray, GSU  
P Ryan Gordon, UNCG  
RP Ian Ostlund, VMI  
C Ed Sparks, ETSU  
1B Philip Hartig, CIT  
2B Matt Easterday, GSU  
SS Wes Timmons, APP  
3B Carlos Love, GSU  
Eric Walker, VMI  
OF Chris Morris, CIT  
OF Tim Frend, DAV  
OF Jeremy Purcell, UNCG  
DH Dallas McPherson, CIT

## Second Team

P Ron Colvard, CIT  
P Matt Baber, ETSU  
RP Taft Cable, UNCG  
C Mike Goldman, VMI  
1B Chris Behne, APP  
2B Tavy Smalls, CIT  
Shane Schumaker, UNCG  
SS Ben Brown, DAV  
3B Cassidy Lundin, DAV  
OF John Durik, GSU  
OF Jeff Smith, UNCG  
OF Charles Thomas, WCU  
DH Steve Johnson, VMI

## 2001

### First Team

P Eric Talbert, CIT  
P Brett Lewis, GSU  
RP Randy Corn, CIT  
C Matt Lauderdale, CofC  
James Marino, DAV  
1B Philip Hartig, CIT  
2B Shane Schumaker, UNCG  
SS Wes Timmons, APP  
3B Dallas McPherson, CIT  
OF Nathan Copeland, ETSU  
OF Alan Beck, WCU  
OF Donovan Minero, WCU  
DH Scott Henley, GSU

### Second Team

P Toby David, FUR  
P Taft Cable, UNCG  
RP Andy Hutchings, CofC  
C Justin Maderer, FUR  
1B Andy Baxter, ETSU  
2B Adam Etherington, FUR  
SS Jemel Spearman, GSU  
3B Derek Norman, FUR  
OF Tim Frend, DAV  
OF Matt Herring, GSU  
OF Darryl Stephens, GSU  
OF Chris Walker, GSU  
DH Billy Ryan, DAV

## 2002 Coaches

### First Team

P Ryan Johnson, CofC  
P Scooter Michael, UNCG  
RP Randy Corn, CIT  
C Matt Lauderdale, CofC  
1B Todd Buchanan, WCU  
2B Jason Sarvis, UNCG  
SS Ryan Schade, WCU  
3B Lee Curtis, CofC  
OF Brett Spivey, CofC  
OF Matt Herring, GSU  
OF Donovan Minero, WCU  
DH Ryan Gordon, UNCG

### Second Team

P Matt Hamer, CIT  
P Reid Casey, ETSU  
RP George Lehr, WOF  
C Brendan Gilligan, GSU  
1B Dominic Frankey, FUR  
2B Chad Hall, GSU  
SS Jemel Spearman, GSU  
3B Matt Lein, WOF  
OF Tim Frend, DAV  
OF Chris Walker, GSU  
OF Alan Beck, WCU  
DH Chris Davis, WCU

## 2002 Media

### First Team

P Ryan Johnson, CofC  
P Scooter Michael, UNCG  
RP Randy Corn, CIT  
C Matt Lauderdale, CofC  
1B Todd Buchanan, WCU  
2B Jason Sarvis, UNCG  
SS Ryan Schade, WCU  
3B Lee Curtis, CofC  
OF Brett Spivey, CofC  
OF Matt Herring, GSU  
OF Donovan Minero, WCU  
DH Ryan Gordon, UNCG

### Second Team

P T.A. Fulmer, CIT  
P Jeff Stovall, FUR  
RP George Lehr, WOF  
C Brendan Gilligan, GSU  
1B Chip Cannon, CIT  
2B Chad Hall, GSU  
SS Tony Carbone, WOF  
3B Matt Lein, WOF  
OF Tim Frend, DAV  
OF Alan Beck, WCU  
OF Strat Stavrou, WOF  
DH Chris Davis, WCU

## 2003 Coaches

### First Team

P Tom Mastny, FUR  
P Jarrett Santos, UNCG  
RP David Mitchell, FUR  
C Matt Lauderdale, CofC  
1B Chip Cannon, CIT  
2B Lee Curtis, CofC  
SS Andy Howdeshell, ETSU  
3B Chris Ard, CIT  
OF Brendan Gilligan, GSU  
OF Alan Beck, WCU  
OF Rod Goldston, WCU  
DH Ryan Gordon, UNCG

### Second Team

P Dennis Dove, GSU  
P Derrick Hawk, WCU  
RP Matt Hamer, CIT  
C Derek Norman, FUR  
1B Todd Buchanan, WCU  
2B Jason Sarvis, UNCG  
SS Wayne Kilmer, WCU  
3B Carlos Love, GSU  
OF Brett Spivey, CofC  
OF Brook Dantzler, CIT  
OF Sam Navarro, DAV  
DH Grant Burruss, GSU

## 2003 Media

### First Team

P Tom Mastny, FUR  
P Derrick Hawk, WCU  
RP David Mitchell, FUR  
C Matt Lauderdale, CofC  
1B Chip Cannon, CIT  
2B Lee Curtis, CofC  
SS Andy Howdeshell, ETSU  
3B Chris Ard, CIT  
OF Brett Spivey, CofC  
OF Alan Beck, WCU  
OF Rod Goldston, WCU  
DH Ryan Gordon, UNCG

## Second Team

P Jarrett Santos, UNCG  
P Ryan Basner, WCU  
RP Matt Hamer, CIT  
C Derek Norman, FUR  
1B Todd Buchanan, WCU  
2B Jason Sarvis, UNCG  
SS Wayne Kilmer, WCU  
3B Carlos Love, GSU  
OF Brook Dantzler, CIT  
OF Brendan Gilligan, GSU  
OF Brian Casey, WOF  
DH Grant Burruss, GSU

## 2004 Coaches

### First Team

P Ryan Johnson, CofC  
P Jonathan Ellis, CIT  
RP Brett Harker, CofC  
C Caleb Moore, ETSU  
1B Chip Cannon, CIT  
2B Gary Morris, Elon  
SS Andy Howdeshell, ETSU  
3B Jess Easterling, CofC  
OF Byron Barber, CofC  
OF Brett Gardner, CofC  
OF Brandon Long, GSU  
DH Grant Burruss, GSU

### Second Team

P Brian Akin, DAV  
P John Carroll, GSU  
RP Jarrett Santos, UNCG  
C Drew Davis, Elon  
1B Brett Anderson, CofC  
1B Greg Dowling, GSU  
2B Chris Campbell, CofC  
SS Tony Carbone, WOF  
3B Danny Valencia, UNCG  
OF Phillip Coker, CofC  
OF Grant Rembert, Elon  
OF Ryan Gordon, UNCG  
DH David Dufour, WOF

## 2004 Media

### First Team

P Ryan Johnson, CofC  
P Jonathan Ellis, CIT  
RP Brett Harker, CofC  
C Caleb Moore, ETSU  
1B Chip Cannon, CIT  
2B Gary Morris, Elon  
SS Andy Howdeshell, ETSU  
3B Jess Easterling, CofC  
OF Byron Barber, CofC  
OF Brett Gardner, CofC  
OF Brandon Long, GSU  
DH Grant Burruss, GSU

### Second Team

P Reid Price, CofC  
P Brian Akin, DAV  
RP Jay Heafner, DAV  
C Matt Kirkpatrick, CofC  
Alex Entekin, DAV  
1B Brett Anderson, CofC  
2B Chris Campbell, CofC  
SS Eli Benefield, DAV  
3B Danny Valencia, UNCG  
OF Josh Stackley, CIT  
OF Grant Rembert, Elon  
OF James Payne, GSU  
DH Chris Price, Elon

## 2005 Coaches

### First Team

P Chris Mason, UNCG  
P Everett Teaford, GSU  
RP Brett Harker, CofC  
C Caleb Moore, ETSU  
1B D.J. Wabick, CofC  
2B Chris Campbell, CofC  
SS Chuck Hargis, ETSU  
3B Jay Heafner, DAV  
OF Brett Gardner, CofC  
OF Jason Hurst, GSU  
OF James Payne, GSU  
OF Philip Coker, CofC  
DH Blake Church, ETSU  
Brett Anderson, CofC

### Second Team

P Danny Gemma, CofC  
P Jeremy Hall, ETSU  
RP Caleb Moore, ETSU  
C Alex Entekin, DAV  
1B Evan Erickson, Elon  
2B Nick Crowe, ETSU  
SS A.J. Davidiuk, FUR  
3B Logan Phillips, GSU  
OF Steven Strausbaugh, WCU  
OF Chris Price, Elon  
OF Shane Byrne, ETSU  
DH Taylor Shoop, DAV

## 2005 Media

### First Team

P Danny Gemma, CofC  
P Chris Mason, UNCG  
RP Brett Harker, CofC  
C Caleb Moore, ETSU  
1B D.J. Wabick, CofC  
2B Chris Campbell, CofC  
SS Chuck Hargis, ETSU  
3B Jay Heafner, DAV  
OF Brett Gardner, CofC  
OF Jason Hurst, GSU  
OF Shane Byrne, ETSU  
DH Brett Anderson, CofC

### Second Team

P Reid Price, CofC  
P Everett Teaford, GSU  
RP Caleb Moore, ETSU  
C Alex Entekin, DAV  
1B Evan Erickson, Elon  
2B Nick Crowe, ETSU  
SS Brad Peisel, APP  
3B Logan Phillips, GSU  
OF Chris Price, Elon  
OF Phillip Coker, CofC  
OF James Payne, GSU  
DH Blake Church, ETSU

## 2006 Coaches

### First Team

P Nick Chigges, CofC  
P Everett Teaford, GSU  
RP Josh McLaughlin, CofC  
C Tony Maccani, FUR  
1B Greg Dowling, GSU  
2B Ronnie Shore, DAV  
SS A.J. Davidiuk, FUR  
3B Jonathan Greene, WCU  
OF Chris Swauger, CIT  
OF Chris Price, Elon  
OF Jermaine Mitchell, UNCG  
OF Steven Strausbaugh, WCU  
DH Robert Rodebaugh, Elon

### Second Team

P Danny Meszaros, CofC  
P Matt Chastain, Elon  
RP Patrick Currin, UNCG  
C Blake Murphy, WCU  
1B Case Cassidy, FUR  
2B Chris Campbell, CofC  
SS Jay Heafner, DAV  
3B Jess Easterling, CofC  
OF Philip Coker, CofC  
OF Gregory Zage, DAV  
OF Grant Rembert, Elon  
DH Sonny Meade, CIT

## 2006 Media

### First Team

P Nick Chigges, CofC  
P Everett Teaford, GSU  
RP Josh McLaughlin, CofC  
C Tony Maccani, FUR  
1B Greg Dowling, GSU  
2B Ronnie Shore, DAV  
SS A.J. Davidiuk, FUR  
3B Jess Easterling, CofC  
OF Chris Price, Elon  
OF Jermaine Mitchell, UNCG  
OF Steven Strausbaugh, WCU  
DH Robert Rodebaugh, Elon

### Second Team

P Danny Meszaros, CofC  
P Matt Chastain, Elon  
RP Chad Tilley, Elon  
C Blake Murphy, WCU  
1B Case Cassidy, FUR  
2B Chris Campbell, CofC  
SS Jay Heafner, DAV  
3B Jonathan Greene, WCU  
OF Chris Swauger, CIT  
OF Philip Coker, CofC  
OF Grant Rembert, Elon  
DH Rob Wilson, DAV

## 2007 Coaches

### First Team

P Nick Chigges, CofC  
P Drew Saberhagen, WCU  
RP Greg Holland, WCU  
C Blake Murphy, WCU  
1B Zach Brown, CIT  
2B Kenny Smith, WCU  
SS Oliver Marmol, CofC  
3B Brandon Waring, WOF  
OF David Rubinstein, APP  
OF Michael Harrington, CofC  
OF Barrett Shaft, DAV  
DH Rob Wilson, DAV

### Second Team

SP Steven Hensley, Elon  
SP Ryan Falcon, UNCG  
RP A.J. Battisto, GSU  
C Alex Garabedian, CofC  
1B Graham Maiden, CofC  
2B Chris Campbell, CofC  
3B Ben Lasater, CofC  
SS Jason Altenhof, APP  
OF Sonny Meade, CIT  
OF Chris Swauger, CIT  
OF Steven Strausbaugh, WCU  
DH Richard Jones, CIT

## 2007 Media

### First Team

SP Nick Chigges, CofC  
SP Drew Saberhagen, WCU  
RP Greg Holland, WCU  
C Blake Murphy, WCU  
1B Zach Brown, CIT  
2B Kenny Smith, WCU  
SS Oliver Marmol, CofC  
3B Brandon Waring, WOF  
OF David Rubinstein, APP  
OF Michael Harrington, CofC  
OF Jonathan Greene, WCU  
DH Richard Jones, CIT

### Second Team

SP Steven Hensley, Elon  
SP Ryan Falcon, UNCG  
RP Matt Webb, DAV  
C Alex Garabedian, CofC  
1B John Ingram, WCU  
2B Chris Campbell, CofC  
SS Mike Gilmartin, WOF  
3B Ben Lasater, CofC  
OF Patrick Irvine, Elon  
OF Mike Economos, GSU  
OF Steven Strausbaugh, WCU  
DH Rob Wilson, DAV

## 2008 Coaches

### First Team

P Steven Hensley, Elon  
P Jay Jackson, FUR  
RP Thomas Girdwood, Elon  
C Blake Murphy, WCU  
1B Michael Harrington, CofC  
2B Brandon Sizemore, CofC  
SS Jason Altenhof, APP  
3B Jeremie Tice, CofC  
OF Chris Swauger, CIT  
OF Cory Harrilchak, Elon  
OF Chris Shehan, GSU  
DH Ty Wright, GSU

### Second Team

P Matt Andress, APP  
P Greg Martin, UNCG  
RP Nick Karow, FUR  
C Griffin Benedict, GSU  
1B Ricky Orton, UNCG  
2B Nick Liles, WCU  
SS Michael Gilmartin, WOF  
3B AJ Wirnsberger, GSU  
OF David Rubinstein, APP  
OF Sonny Meade, CIT  
OF David Richardson, GSU  
OF Gabe Marchant, CofC  
DH Reese Wade, FUR

## 2008 Media

### First Team

SP Steven Hensley, Elon  
SP Jay Jackson, FUR  
RP Tom Girdwood, Elon  
C Blake Murphy, WCU  
1B Michael Harrington, CofC  
2B Brandon Sizemore, CofC  
SS Jason Altenhof, APP  
3B Jeremie Tice, CofC  
OF Sonny Meade, CIT  
OF Cory Harrilchak, Elon  
OF Chris Shehan, GSU  
DH Ty Wright, GSU

### Second Team

SP Drew Murray, GSU  
SP Mike Tavernier, WCU  
RP Nick Karow, FUR  
C Dallas Tarleton, Elon  
1B Ricky Orton, UNCG  
2B Nick Liles, WCU  
SS Mike Hentz, CofC  
3B Bennett Davis, Elon  
OF David Rubinstein, APP  
OF Gabe Marchant, CofC  
OF Chris Swauger, CIT  
DH Reese Wade, FUR

## 2009 Coaches

### First Team

P Wes Wrenn, CIT  
P Chris Mederos, GSU  
RP Zach Quate, APP  
Thomas Girdwood, Elon  
C Richard Jones, CIT  
1B Chris McGuiness, CIT  
2B Brandon Sizemore, CofC  
SS Brent Greer, WCU  
3B Joey Bergman, CofC  
OF Sonny Meade, CIT  
OF Cory Harrilchak, Elon  
OF Pat Irvine, Elon  
DH Ryan Daniels, CofC

### Second Team

P Jesse Simpson, CofC  
P Jimmy Reyes, Elon  
RP Drew Mahaffey, CIT  
C Griffin Benedict, GSU  
1B Joash Brodin, CofC  
2B Wes Hobson, APP  
SS Michael Gilmartin, WOF  
3B Chase Austin, Elon  
OF Rand Smith, APP  
OF Matt Mansilla, CofC  
OF Clay McCord, CofC  
DH Danny Weiss, DAV

### All-Freshman

David Peterson, CofC  
David Greene, CIT  
Nick Orvin, CIT  
Drew Gadaire, DAV  
Jordan Darnell, Elon  
Zeth Stone, Elon  
Matt Murray, GSU  
Eric Phillips, GSU  
Colin Snow, GSU  
Ross Heffley, WCU  
Konstantine Diamaduros, WOF  
James Foster, WOF

## 2009 Media

### First Team

P Wes Wrenn, CIT  
P Chris Mederos, GSU  
RP Zach Quate, APP  
C Griffin Benedict, GSU  
1B Chris McGuiness, CIT  
2B Brandon Sizemore, CofC  
SS Brent Greer, WCU  
3B Joey Bergman, CofC  
OF Matt Mansilla, CofC  
OF Sonny Meade, CIT  
OF Pat Irvine, Elon  
DH Ryan Daniels, CofC



## Second Team

P Jesse Simpson, CofC  
P Jimmy Reyes, Elon  
RP Thomas Girdwood, Elon  
C Richard Jones, CIT  
1B Joash Brodin, CofC  
2B Wes Hobson, APP  
SS Michael Gilmartin, WOF  
3B Isaac Harrow, APP  
OF Rand Smith, APP  
OF Clay McCord, CofC  
OF Cory Harrilchak, Elon  
DH Danny Weiss, DAV

## 2010 Coaches

### First Team

SP Asher Wojciechowski, CIT  
SP Jimmy Reyes, Elon  
RP Chris Patterson, APP  
C Mike Melillo, Elon  
1B Kyle Blackburn, GSU  
2B Wes Hobson, APP  
SS Neal Pritchard, Elon  
3B Matt Leeds, CofC  
OF Cole Rakar, CofC  
OF Jose Rodriguez, CofC  
OF David Schulze, SAM  
DH Mac Doyle, WOF

### Second Team

SP Kevin Decker, CofC  
SP Matt Benedict, WCU  
RP Lex Rutledge, SAM  
C Rob Kral, CofC  
1B Greg Blake, CofC  
2B Bryan Altman, CIT  
SS Eric Phillips, GSU  
3B Kyle Behrendt, WOF  
OF Nick Orvin, CIT  
OF Shawn Payne, GSU  
OF Matt Hinson, Elon  
OF Wayne Miller, SAM  
DH Jerod Faggart, APP

### All-Freshman

Hector Crespo, APP  
Ryan Stetson, APP  
Christian Powell, CofC  
Michael Clevinger, CIT  
Andrew Barna, DAV  
Alex Swim, Elon  
Kyle Webb, Elon  
Will Muzika, FUR  
Michael Burrus, GSU  
Arthur Owens, GSU  
Harry Slade, UNCG  
Lex Rutledge, SAM

## 2010 Media

### First Team

SP Asher Wojciechowski, CIT  
SP Jimmy Reyes, Elon  
RP Chris Patterson, APP  
C Rob Kral, CofC  
1B Kyle Blackburn, GSU  
2B Wes Hobson, APP  
SS Neal Pritchard, Elon  
3B Matt Leeds, CofC  
OF Cole Rakar, CofC  
OF Jose Rodriguez, CofC  
OF David Schulze, SAM  
DH Mac Doyle, WOF

## Second Team

SP Kevin Decker, CofC  
SP Matt Benedict, WCU  
RP Lex Rutledge, SAM  
C Mike Melillo, Elon  
1B Greg Blake, CofC  
2B Bryan Altman, CIT  
SS Eric Phillips, GSU  
3B Kyle Behrendt, WOF  
OF Matt Hinson, Elon  
OF Shawn Payne, GSU  
OF Trevor Collias, WCU  
DH Jerod Faggart, APP

## 2011 Coaches

### First Team

SP Josh Renfro, CofC  
SP Andy Moye, GSU  
SP Warren Slack, UNCG  
RP Matt Murray, GSU  
C Trevor Edwards, UNCG  
1B Saxon Butler, SAM  
2B Ross Heffley, WCU  
SS Eric Phillips, GSU  
3B Matt Leeds, CofC  
OF Daniel Aldrich, CofC  
OF Nick Orvin, CIT  
OF Victor Roache, GSU  
DH Stephen Notaro, WCU

### Second Team

SP Christian Powell, CofC  
SP Kyle Putkonen, SAM  
RP Andrew Jones, SAM  
C Rob Kral, CofC  
1B Aaron Thompkins, FUR  
2B Sebastian Gomez, Elon  
SS Neal Pritchard, Elon  
3B Austin Schultz, WCU  
OF Shawn Payne, GSU  
OF Phillip Ervin, SAM  
OF Brandon Miller, SAM  
DH Mac Doyle, WOF

## All-Freshman

Preston Troutman, APP  
Daniel Aldrich, CofC  
Drew DeKerlegand, CIT  
Joe Jackson, CIT  
Forrest Brandt, DAV  
Sebastian Gomez, Elon  
David Whitehead, Elon  
Brandon Browne, UNCG  
Phillip Ervin, SAM  
C.K. Irby, SAM  
Aaron Attaway, WCU  
Adam Martin, WCU

## 2011 Media

### First Team

SP Josh Renfro, CofC  
SP Andy Moye, GSU  
RP John Brebbia, Elon  
C Rob Kral, CofC  
1B Saxon Butler, SAM  
2B Ross Heffley, WCU  
SS Eric Phillips, GSU  
3B Matt Leeds, CofC  
OF Daniel Aldrich, CofC  
OF Victor Roach, GSU  
OF Phillip Ervin, SAM  
DH Stephen Notaro, WCU

### Second Team

SP Ryan Arrowood, APP  
SP Christian Powell, CofC  
RP Matt Murray, GSU  
C Trevor Edwards, UNCG  
1B Aaron Thompkins, FUR  
2B Sebastian Gomez, Elon  
SS Neal Pritchard, Elon  
3B Austin Schultz, WCU  
OF Jack Myers, APP  
OF Nick Orvin, CIT  
OF Shawn Payne, GSU  
DH Mac Doyle, WOF

## 2012 Coaches

### First Team

SP Christian Powell, CofC  
SP Josh Martin, SAM  
RP Preston Hatcher, WCU  
C Alex Swim, Elon  
1B Saxon Butler, SAM  
2B Ross Heffley, WCU  
SS Will Callaway, APP  
3B Eric Phillips, GSU  
OF Marty Gantt, CofC  
OF Phillip Ervin, SAM  
OF Brandon Miller, SAM  
DH Daniel Kassouf, APP

### Second Team

SP Ryan Arrowood, APP  
SP Brandon Yarusi, WOF  
RP C.K. Irby, SAM  
C Brad Moss, SAM  
1B Ryan Kinsella, Elon  
2B Hector Crespo, APP  
SS Bradley Goodson, CofC  
3B Thomas Troelstrup, UNCG  
OF Tyler Tewell, APP  
OF Tyler Zupcic, APP  
OF Brandon Murray, CofC  
DH Jacob Hoyle, WCU

### All-Freshman

Brandon Burris, APP  
Jamie Nunn, APP  
Kevin Connell, CIT  
Mason Davis, CIT  
Henry Sisson, DAV  
Chris Ohmstede, FUR  
Elliott Warford, FUR  
Tyler Avera, GSU  
Chase Griffin, GSU  
Jacob Hoyle, WCU  
Jeremy Null, WCU  
Bradley Strong, WCU

## 2012 Media

### First Team

SP Ryan Arrowood, APP  
SP Christian Powell, CofC  
RP Preston Hatcher, WCU  
C Alex Swim, Elon  
1B Saxon Butler, SAM  
2B Ross Heffley, WCU  
SS Will Callaway, APP  
3B Eric Phillips, GSU  
OF Tyler Tewell, APP  
OF Marty Gantt, CofC  
OF Brandon Miller, SAM  
DH Daniel Kassouf, APP

### Second Team

SP Matt Pegler, CofC  
SP Josh Martin, SAM  
RP Kyle Owings, CofC  
C Brad Moss, SAM  
1B Ryan Kinsella, Elon  
2B Hector Crespo, APP  
SS Bradley Goodson, CofC  
3B Rob Harding, CofC  
OF Tyler Zupcic, APP  
OF Phillip Ervin, SAM  
OF Mac Doyle, WOF  
DH C.K. Irby, SAM



Western Carolina's Preston Hatcher was the first-team reliever on the coaches' and media all-conference teams in 2012.

### 1990

P Richard Shirer, CIT  
C Gettys Glaze, CIT  
1B Brad Niethammer, APP  
2B Grant Brittain, WCU  
SS Dave Piepenbrink, MAR  
3B Doug Jones, APP  
OF Billy Baker, CIT (MVP)  
OF Chris Stone, FUR  
OF Rodney Tesh, WCU  
DH Mike Hilton, WCU

### 1991

P Jack Kimel, WCU  
C Brent Williams, FUR (MVP)  
1B Rodney Tesh, WCU  
2B John Key, APP  
SS Nathan Dunn, ETSU  
3B Matt Raleigh, WCU  
OF Scott Waugh, APP  
OF Kevin Bellomo, WCU  
OF Joey Cox, WCU  
DH Dallas Rhinehart, ETSU

### 1992

P Jim Carragher, GSU  
C Mike Darnell, GSU  
1B Bryan Wiggins, GSU  
2B Doug Eder, GSU  
SS Chris Petersen, GSU  
3B Eric Whitson, WCU  
OF Mike Miller, GSU  
OF Joey Cox, WCU (MVP)  
OF Scott Lyman, WCU  
DH Gettys Glaze, CIT

### 1993

P Jason Beverlin, WCU  
C Roy Hurst, WCU  
1B Chris Lemonis, CIT  
2B Matt Wilson, GSU  
SS David Groseclose, VMI  
3B Louie Napoleon, VMI  
OF Dale Sistare, CIT  
OF Rob Doherty, WCU  
OF Mike Tidick, WCU  
DH Phillip Grundy, WCU (MVP)

### 1994

P Britt Reames, CIT  
C Brett Boretti, Davidson  
1B Marc Striker, WCU  
2B John Connolly, WCU  
SS Jermaine Shuler, CIT (MVP)  
3B Bo Betchman, CIT  
OF Garrick Haltiwanger, CIT  
OF Louie Napoleon, VMI  
OF Mike Tidick, WCU  
DH Donald Morillo, CIT

### 1995

P Donald Morillo, CIT (MVP)  
P Britt Reames, CIT  
C James Lyons, ETSU  
1B Tommy Peterman, GSU  
2B David Beckley, CIT  
SS Tyson Whitley, GSU  
3B Eric Whitson, WCU  
OF Garrick Haltiwanger, CIT  
OF Dale Sistare, CIT  
OF Len Hart, ETSU  
DH Ryan Glynn, VMI

### 1996

P Clint Sauls, GSU  
C Steve Wilson, GSU  
1B Nate Shepperson, VMI  
2B Donnie Coe, GSU  
SS Terrance Smalls, CIT  
3B Bo Betchman, CIT  
OF Jon Placko, FUR  
OF Mark Hamlin, GSU (MVP)  
OF Antoine Moran, GSU  
DH Britt Phelps, ETSU

### 1997

P David Noyce, FUR  
C J.P. Burwell, WCU (MVP)  
1B Ryan Butler, CIT  
2B Jeff Sziksai, WCU  
SS Eric Boehmer, FUR  
3B Dan Martz, FUR  
OF Rodney Hancock, CIT  
OF Brandon Holler, FUR  
OF Jody Wade, FUR  
DH Tyson Whitley, GSU

### 1998

P Brian Rogers, CIT (MVP)  
C Jay Morgan, CIT  
1B Philip Hartig, CIT  
2B Dominic Pattie, UNCG  
SS Terrence Smalls, CIT  
3B Aaron Haigler, CIT  
OF Kevin Durham, CIT  
OF Kenny Vawter, UNCG  
OF Eric Johnson, WCU  
DH Lance Surridge, UNCG

### 1999

P Rodney Hancock, CIT (MVP)  
C Ronny Marmol, CofC  
1B Philip Hartig, CIT  
2B Tavy Smalls, CIT  
SS Michael Harris, CIT  
3B Charlie Wands, WCU  
OF Josh Edgeworth, CofC  
OF Rusty Swackhamer, ETSU  
OF Eric Johnson, WCU  
DH Morgan Frazier, WCU

### 2000

P Corey Etheridge, FUR  
C Ed Sparks, ETSU  
1B Chris Behne, APP  
2B Matt Easterday, GSU (MVP)  
SS Danny Rueckel, FUR  
3B Cole Hubka, FUR  
OF Josh Edgeworth, CofC  
OF Clint Hill, FUR  
OF J.R. Revere, GSU  
DH Ryan Presnell, FUR

### 2001

P Randy Corn, CIT (MVP)  
P Ted Toler, UNCG  
C Brendon Gilligan, GSU  
1B Andy Baxter, ETSU  
2B Shane Schumaker, UNCG  
SS Jemel Spearman, GSU  
3B Dallas McPherson, CIT  
OF Jasha Balcom, CofC  
OF Brook Dantzler, CIT  
OF Nathan Copeland, ETSU  
OF Chris Cook, UNCG  
DH Chris Mittendorf, UNCG

### 2002

P Brett Lewis, GSU (MVP)  
C Matt Lauderdale, CofC  
1B Carlos Love, GSU  
2B Jack Arroyo, CofC  
SS Jemel Spearman, GSU  
3B Lee Curtis, CofC  
OF Brett Anderson, CofC  
OF Craig Caudill, FUR  
OF Matt Herring, GSU  
OF J.R. Revere, GSU  
OF Kirk Strebin, UNCG  
DH Coogie Freedman, FUR

### 2003

P Ryan Basner, WCU  
C A.J. Zickgraf, GSU  
1B Jon Wade, VMI  
2B Brandon Burneds, GSU  
SS Lee Curtis, CofC  
3B Chris Davis, WCU  
OF Brandon Long, GSU  
OF Ryan Gordon, UNCG  
OF Matt Nelson, WCU  
DH Brian Sigmon, WCU (MVP)

### 2004

P Jonathan Ellis, CIT (MVP)  
C Brian Sigmon, WCU  
1B Chip Cannon, CIT  
2B Jon Aughey, CIT  
SS Chris Davis, WCU  
3B Chris Ard, CIT  
OF Denver Edick, WCU  
OF Byron Barber, CofC  
OF Matt Covington, CIT  
OF Andy Phillips, CIT  
DH Mark Egleton, CIT

### 2005

P Nick Hollstegge, FUR (MVP)  
C Flint Wipke, GSU  
1B Case Cassidy, FUR  
2B Chris Campbell, CofC  
SS Matt Matulia, CIT  
3B Matthew Betsill, FUR  
OF Brett Gardner, CofC  
OF James Payne, GSU  
OF Brent Stephens, GSU  
DH Sam McLain, FUR

### 2006

P Nick Chigges, CofC (co-MVP)  
C Alex Garabedian, CofC  
1B Trey Daniel, WCU  
2B Chris Campbell, CofC  
SS Jess Easterling, CofC (co-MVP)  
3B Adam Weaver, Elon  
OF Larry Cobb, CofC  
OF Chris Swauger, CIT  
OF Chris Price, Elon  
DH Sonny Meade, CIT

### 2007

P Ben Austin, Wofford  
C Richard Jones, CIT  
1B Zach Brown, CIT  
2B Eric Strukie, Wofford  
SS Mike Gilmartin, Wofford  
3B Brandon Waring, Wofford (MVP)  
OF Chris Swauger, CIT  
OF Pat Irvine, Elon  
OF Sean Snell, UNCG  
DH Andrew Franco, APP

### 2008

P Mike Lynn, CofC  
C Dallas Tarleton, Elon  
1B Jay Jackson, FUR  
2B Tim Carrier, UNCG  
SS Chase Austin, Elon  
3B Bennett Davis, Elon  
OF Stuart Haywood, CofC  
OF Cory Harrilchak, Elon (MVP)  
OF Chris Shehan, GSU  
DH Greg Feltes, UNCG

### 2009

SP Asher Wojciechowski, CIT  
SP Chris Mederos, GSU  
RP Thomas Girdwood, Elon  
C Richard Jones, CIT  
1B David Towarnicky, APP  
2B Marcus Rose, FUR  
SS Brent Greer, WCU  
3B Chase Austin, Elon  
OF Sonny Meade, CIT  
OF Pat Irvine, Elon  
OF Ty Wright, GSU  
DH Kyle Blackburn, GSU (MVP)

### 2010

SP Asher Wojciechowski, CIT  
SP Jimmy Reyes, Elon  
RP Brandon Johnson, WCU  
C Ollie Goulder, WCU  
1B Justin Mackert, CIT (MVP)  
2B Wes Hobson, APP  
SS Jamie Holler, CofC  
3B Hector Crespo, APP  
OF Chris Alessandria, APP  
OF William Ladd, CIT  
OF Matt Johns, WCU  
DH Brad Felder, CIT

### 2011

SP Seth Grant, APP  
SP Chris Beck, GSU (MVP)  
RP Andrew Jones, SAM  
C Tom Richardson, GSU  
1B Marty Gantt, CofC  
2B Michael Johnson, SAM  
SS Eric Phillips, GSU  
3B Alex Abrams, FUR  
OF Tyler Zupcic, APP  
OF Cole Rakar, CofC  
OF Phillip Ervin, SAM  
DH Michael Burruss, GSU

### 2012

SP Justin Hess, GSU  
SP Josh Martin, SAM (MVP)  
RP C.K. Irby, SAM  
C Chase Griffin, GSU  
1B Ryan Kinsella, Elon  
2B Tyler Avera, GSU  
2B Zeth Stone, SAM  
SS Austin Allison, SAM  
3B Chris Ohmstede, FUR  
OF Taylor Johnson, FUR  
OF Phillip Ervin, SAM  
OF Brandon Miller, SAM  
DH Garren Palmer, GSU



## SoCon Coaches Awards

### SoCon Player of the Year

1972	Reggie Dunnivant, Richmond
1973	Steve Arrington, The Citadel
1974	Mike Ramsey, Appalachian State
1975	George Weicker, Davidson
1976	Richard Wieters, The Citadel
1977	Richard Wieters, The Citadel
1978	Wayne Tolleson, Western Carolina
1979	Randy Ingle, Appalachian State
1980	Gary Robinette, East Tennessee State
1981	Mel Kinsey, Western Carolina
1982	Bill White, The Citadel
1983	Mike Cherry, The Citadel
1984	Tony Welborn, Appalachian State
1985	Scott Gay, Western Carolina
1986	Len Stratton, Appalachian State
1987	Clint Fairey, Western Carolina
1988	Clint Fairey, Western Carolina
1989	Clint Fairey, Western Carolina
	Scott Waugh, Appalachian State
1990	Grant Brittain, Western Carolina
1991	Kevin Bellomo, Western Carolina
1992	Matt Raleigh, Western Carolina
1993	Todd Greene, Georgia Southern
1994	Mike Tidick, Western Carolina
1995	Steve Wilson, Georgia Southern
1996	Tommy Peterman, Georgia Southern
1997	Alex Tolbert, Western Carolina
1998	Martin Barrow, Western Carolina
1999	Chris Moore, Western Carolina
2000	Matt Easterday, Georgia Southern
2001	Philip Hartig, The Citadel
2002	Lee Curtis, College of Charleston
2003	Alan Beck, Western Carolina
2004	Caleb Moore, East Tennessee State
2005	Jay Heafner, Davidson
2006	A.J. Davidiuk, Furman
2007	Kenny Smith, Western Carolina
2008	Jeremie Tice, College of Charleston
2009	Joey Bergman, College of Charleston
	Chase Austin, Elon
2010	Matt Leeds, College of Charleston
2011	Victor Roache, Georgia Southern
2012	Marty Gantt, College of Charleston

### SoCon Pitcher of the Year

1989	Pete Palmer, Appalachian State
1990	Ken Britt, The Citadel
1991	Will Ertel, Furman
1992	Gettys Glaze, The Citadel

1993	Paul Thornton, Georgia Southern
1994	Jason Beverlin, Western Carolina
1995	William Rushing, Georgia Southern
1996	Julio Ayala, Georgia Southern
1997	Tod Lee, Georgia Southern
1998	Mark DiFelice, Western Carolina
1999	Brian Wiley, The Citadel
2000	David Ray, Georgia Southern
2001	Eric Talbert, The Citadel
2002	Randy Corn, The Citadel
2003	Tom Mastny, Furman
2004	Ryan Johnson, College of Charleston
2005	Brett Harker, College of Charleston
2006	Nick Chigges, College of Charleston
2007	Nick Chigges, College of Charleston
2008	Steven Hensley, Elon
2009	Wes Wrenn, The Citadel
2010	Asher Wojciechowski, The Citadel
2011	Matt Murray, Georgia Southern
2012	Christian Powell, College of Charleston

### SoCon Freshman of the Year

1980	John Marshall, Davidson
1981	Jeff Montgomery, Marshall
1982	Jack Cheek-Fagan, Furman
	Mike Lamore, VMI
1983	Brian Tebo, Western Carolina
1984	Fred Hailey, Western Carolina
1985	Bill Masse, Davidson
1986	Will Edwards, East Tennessee State
1987	Jim Piekutowski, Furman
1988	Scott Waugh, Appalachian State
1989	Gettys Glaze, The Citadel
	Johnny McCraw, Appalachian State
	Matt Raleigh, Western Carolina
1990	Rob Doherty, Western Carolina
1991	Phillip Grundy, Western Carolina
1992	Shane Spears, Furman
1993	Kenny Osborne, Appalachian State
1994	Tommy Peterman, Georgia Southern
1995	Tod Lee, Georgia Southern
1996	David Noyce, Furman
1997	Rodney Hancock, The Citadel
1998	Philip Hartig, The Citadel
1999	Brett Lewis, Georgia Southern
2000	Ryan Gordon, UNCG
2001	Derek Norman, Furman
2002	Matt Lein, Wofford
2003	Kelly Sweppenhiser, VMI
2004	Chris Campbell, College of Charleston

2005	Steven Strausbaugh, Western Carolina
2006	Steven Hensley, Elon
2007	Richard Jones, The Citadel
2008	Thomas Girdwood, Elon
2009	Ross Heffley, Western Carolina
2010	Will Muzika, Furman
2011	Daniel Aldrich, College of Charleston
2012	Chase Griffin, Georgia Southern

### SoCon Coach of the Year

1972	Chuck Boone, Richmond
1975	Chal Port, The Citadel
1976	Tom Wall, Furman
1977	Monte Little, East Carolina
1978	Jack Cook, Marshall
1979	Chal Port, The Citadel
1980	Charley Lodes, East Tennessee State
1981	Bill Hayward, Western Carolina
1982	Chal Port, The Citadel
	Donny White, VMI
1983	Chal Port, The Citadel
1984	Jim Morris, Appalachian State
1985	George Greer, Davidson
1986	Harold Stout, East Tennessee State
1987	Jack Leggett, Western Carolina
1988	Paul Maini, VMI
1989	Jack Cook, Marshall
1990	Chal Port, The Citadel
1991	Chal Port, The Citadel
1992	Keith LeClair, Western Carolina
1993	Jack Stallings, Georgia Southern
1994	Keith LeClair, Western Carolina
1995	Fred Jordan, The Citadel
1996	Jack Stallings, Georgia Southern
1997	Keith LeClair, Western Carolina
1998	Mike Gaski, UNCG
1999	Fred Jordan, The Citadel
2000	Rodney Hennon, Georgia Southern
2001	Rodney Hennon, Georgia Southern
2002	Todd Raleigh, Western Carolina
2003	Tom Slater, VMI
2004	John Pawlowski, College of Charleston
2005	John Pawlowski, College of Charleston
2006	Mike Kennedy, Elon
2007	John Pawlowski, College of Charleston
2008	Mike Kennedy, Elon
2009	Mike Kennedy, Elon
2010	Fred Jordan, The Citadel
2011	Mike Gaski, UNCG
2012	Chris Pollard, Appalachian State

## SoCon Media Awards

### SoCon Player of the Year

2002	Donovan Minero, Western Carolina
2003	Lee Curtis, College of Charleston
2004	Caleb Moore, East Tennessee State
2005	Jay Heafner, Davidson
2006	A.J. Davidiuk, Furman
2007	Kenny Smith, Western Carolina
2008	Chris Shehan, Georgia Southern
2009	Joey Bergman, College of Charleston
2010	Matt Leeds, College of Charleston
2011	Victor Roache, Georgia Southern
2012	Marty Gantt, College of Charleston

### SoCon Pitcher of the Year

2002	Scooter Michael, UNCG
2003	Tom Mastny, Furman
2004	Ryan Johnson, College of Charleston
	Jonathan Ellis, The Citadel
2005	Chris Mason, UNCG
2006	Nick Chigges, College of Charleston
2007	Nick Chigges, College of Charleston
2008	Steven Hensley, Elon
2009	Wes Wrenn, The Citadel
2010	Asher Wojciechowski, The Citadel
2011	John Brebbia, Elon
2012	Ryan Arrowood, Appalachian State

### SoCon Freshman of the Year

2002	Matt Lein, Wofford
2003	Trent Weathers, The Citadel
2004	Danny Valencia, UNCG
2005	Steven Strausbaugh, Western Carolina
2006	Steven Hensley, Elon
2007	Richard Jones, The Citadel
2008	Reese Wade, Furman
2009	Ross Heffley, Western Carolina
2010	Will Muzika, Furman
2011	Daniel Aldrich, College of Charleston
2012	Chase Griffin, Georgia Southern

### SoCon Coach of the Year

2002	Fred Jordan, The Citadel
2003	Tom Slater, VMI
2004	John Pawlowski, College of Charleston
2005	John Pawlowski, College of Charleston
2006	Mike Kennedy, Elon
2007	Todd Raleigh, Western Carolina
2008	Mike Kennedy, Elon
2009	Mike Kennedy, Elon
2010	Fred Jordan, The Citadel
2011	Mike Gaski, UNCG
2012	Chris Pollard, Appalachian State

### SoCon Tournament MVPs

1984	Rusty Weaver, Appalachian State
1985	Mike Carson, Western Carolina

1986	David Hyatt, Western Carolina
1987	Clint Fairey, Western Carolina
1988	Keith LeClair, Western Carolina
1989	Paul Menhart, Western Carolina
1990	Billy Baker, The Citadel
1991	Brent Williams, Furman
1992	Joey Cox, Western Carolina
1993	Phillip Grundy, Western Carolina
1994	Jermaine Shuler, The Citadel
1995	Donald Morillo, The Citadel
1996	Mark Hamlin, Georgia Southern
1997	JP Burwell, Western Carolina
1998	Brian Rogers, The Citadel
1999	Rodney Hancock, The Citadel
2000	Matt Easterday, Georgia Southern
2001	Randy Corn, The Citadel
2002	Brett Lewis, Georgia Southern
2003	Brian Sigmon, Western Carolina
2004	Jonathan Ellis, The Citadel
2005	Nick Hollstegge, Furman
2006	Nick Chigges, Coll. of Charleston
	Jess Easterling, Coll. of Charleston
2007	Brandon Waring, Wofford
2008	Cory Harrilchak, Elon
2009	Kyle Blackburn, Georgia Southern
2010	Justin Mackert, The Citadel
2011	Chris Beck, Georgia Southern
2012	Josh Martin, Samford

## Academic All-Americans

(Current Schools Only)

1971	John Campbell, Furman (OF), 2nd
1979	Gary Robinette, East Tennessee St. (3B), 1st
1980	Gary Robinette, East Tennessee St. (3B), 1st
1980	John Porter, Davidson (OF), 1st
1981	John Porter, Davidson (OF), 1st
1983	David Hill, Western Carolina (OF), 1st
1983	Greg Johnson, Western Carolina (C), 1st
1984	Jamie Harris, Appalachian St. (2B), 1st
1986	David Hyatt, Western Carolina (1B), 3rd
1992	Rodney Hennon, Western Carolina (2B), 1st
1992	Rob Goecker, Furman (SS), 2nd
1992	Jack Kimel, Western Carolina (P), 2nd
1993	Rodney Hennon, Western Carolina (2B), 2nd
1999	Joey Foxhall, College of Charleston (IF), 1st
1999	Brian Wiley, The Citadel (P), 2nd
1999	Travis Howell, College of Charleston (OF), 2nd
2000	Wes Self, Davidson (P), 2nd
2000	Ben Brown, Davidson (IF), 2nd
2001	Wes Self, Davidson (P), 3rd
2002	Ryan Schade, Western Carolina (SS), 1st
2002	Randy Corn, The Citadel (P), 1st
2002	Tim Frend, Davidson (OF), 3rd
2003	Jon Stallsmith, Furman (P), 1st
2004	David Dufour, Wofford (DH), 1st
2004	Gary Morris, Elon (2B), 2nd
2004	Phillip Coker, College of Charleston (C), 2nd
2004	Brett Anderson, College of Charleston (1B), 2nd
2005	Phillip Coker, College of Charleston (OF), 1st
2005	Brett Anderson, College of Charleston (DH), 1st
2006	Phillip Coker, College of Charleston (OF), 1st
2006	Patrick Currin, UNCG (P), 2nd
2007	Chris Swauger, The Citadel (OF), 3rd
2008	Chris Swauger, The Citadel (OF), 2nd
2009	Chris McGuiness, The Citadel (INF), 1st
2009	Sonny Meade, The Citadel (OF), 1st
2009	David Towarnicky, Appalachian State (INF), 3rd
2010	David Towarnicky, Appalachian State (1B), 1st
2011	Matt Leeds, College of Charleston (INF), 1st

## ABCA All-Americans

(2nd and 3rd Team listed for current schools only)

1949	Charles Teague, Wake Forest (2B), 1st
1949	Gene Hooks, Wake Forest (3B), 1st
1950	Charles Teague, Wake Forest (2B), 1st
1951	Dick Groat, Duke (SS), 1st
1952	William Werber, Duke (1B), 1st
1952	Dick Groat, Duke (SS), 1st
1961	Edward Tekavec, West Virginia (3B), 1st
1963	Bobby Stewart, Richmond (OF), 1st
1964	Bill Marovic, West Virginia (OF), 1st
1975	Mike Ramsey, Appalachian St. (SS), 1st
1975	George Weicker, Davidson (DH), 1st
1977	Keith Ebersole, Western Carolina (1B), 3rd
1979	Randy Ingle, Appalachian St. (SS), 1st
1982	Kirk Bailey, Appalachian St. (P), 1st
1984	Pete Hardee, Appalachian St. (P), 3rd
1987	Bill Masse, Davidson (OF), 2nd
1987	Clint Fairey, Western Carolina (1B), 3rd
1988	Darron Healey, Appalachian St. (DH), 2nd
1990	Grant Brittain, Western Carolina (2B), 1st
1990	Anthony Jenkins, The Citadel (OF), 1st
1991	Kevin Bellomo, Western Carolina (OF), 2nd
1992	Todd Greene, Georgia Southern (OF), 1st
1993	Paul Thornton, Georgia Southern (P), 2nd
1993	Todd Greene, Georgia Southern (OF), 1st
1993	Phillip Grundy, Western Carolina (3B), 2nd
1994	Jason Beverlin, Western Carolina (P), 2nd
1995	Steve Wilson, Georgia Southern (C), 2nd
1997	Tod Lee, Georgia Southern (P), 2nd
2005	Chris Campbell, College of Charleston (2B), 1st
2005	Brett Gardner, College of Charleston (OF), 1st
2007	Rob Wilson, Davidson (DH)
2007	Michael Harrington, College of Charleston (OF), 2nd
2007	Nick Chiggies, College of Charleston (P), 2nd
2007	Ben Lasater, College of Charleston (INF), 2nd
2008	Chris Shehan, Georgia Southern (OF), 1st
2008	Jeremie Tice, College of Charleston (3B), 2nd
2008	Ty Wright, Georgia Southern (DH), 2nd
2009	Chase Austin, Elon (SS), 3rd
2009	Joey Bergman, College of Charleston (3B), 3rd
2010	Mac Doyle, Wofford (DH), 2nd

2010	Asher Wojciechowski, The Citadel (RHP), 3rd
2010	Matt Leeds, College of Charleston (3B), 3rd
2011	Victor Roache, Georgia Southern (OF), 1st
2011	Daniel Aldrich, College of Charleston (OF), 3rd
2012	Daniel Kassouf, Appalachian State (DH), 1st
2012	Marty Gantt, College of Charleston (OF), 2nd
2012	Brandon Miller, Samford (OF), 3rd

## ABCA All-Atlantic Region

(Current Schools Only)

1973	Mike Ramsey, Appalachian St. (SS), 1st
1973	Steve Anspaugh, Appalachian St. (P), 2nd
1974	Mike Ramsey, Appalachian St. (SS), 1st
1974	Butch Dziadul, Appalachian St. (3B), 3rd
1975	Mike Ramsey, Appalachian St. (SS), 1st
1976	Randy Ingram, Appalachian St. (3B), 2nd
1977	Keith Ebersole, Western Carolina (1B), 1st
1977	Jerry Reed, Western Carolina (P), 2nd
1977	Wayne Tolleson, Western Carolina (SS), 2nd
1977	Ron Brower, Appalachian St. (1B), 3rd
1977	Chris Plemmons, Appalachian St. (2B), 3rd
1977	Randy Ingram, Appalachian St. (3B), 1st
1978	Wayne Tolleson, Western Carolina (SS), 1st
1978	Keith Ebersole, Western Carolina (1B), 2nd
1978	Joey Moffitt, Appalachian St. (OF), 2nd
1978	Chris Plemmons, Appalachian St. (2B), 2nd
1978	Randy Ingram, Appalachian St. (3B), 1st
1978	Ron Brower, Appalachian St. (1B), 2nd
1979	Randy Ingle, Appalachian St. (SS), 1st
1980	Willie Carpenter, Western Carolina (OF), 1st
1980	Joey Moffitt, Appalachian St. (OF), 2nd
1980	Mike Hobbs, Appalachian St. (OF), 3rd
1981	Tom Sams, Appalachian St. (2B), 2nd
1981	Robbie Peele, Appalachian St. (OF), 3rd
1982	Kirk Bailey, Appalachian St. (P), 1st
1983	Robbie Peele, Appalachian St. (OF), 3rd
1984	Pete Hardee, Appalachian St. (P), 1st
1984	Tony Welborn, Appalachian St. (OF), 3rd
1986	Eddy Halleman, Furman (OF), 1st
1986	Pat Riley, Western Carolina (C), 2nd
1986	Lenny Stratton, Appalachian St. (P), 1st
1987	Clint Fairey, Western Carolina (1B), 1st
1988	Darron Healey, Appalachian St. (DH), 1st
1989	Clint Fairey, Western Carolina (1B), 1st
1989	Garrett Hinshaw, Appalachian St. (OF), 1st
1990	Grant Brittain, Western Carolina (2B), 1st
1990	Ken Britt, The Citadel (P), 1st
1990	Anthony Jenkins, The Citadel (OF), 1st
1991	Kevin Bellomo, Western Carolina (OF), 1st
1991	Will Ertel, Furman (P), 1st
1991	Phillip Grundy, Western Carolina (3B), 2nd
1991	Matt Raleigh, Western Carolina (SS), 2nd
1992	Joey Cox, Western Carolina (OF), 1st
1992	Todd Greene, Georgia Southern (OF), 1st
1992	Matt Raleigh, Western Carolina (SS), 1st
1992	Dan Kyslinger, Western Carolina (P), 2nd
1992	Gettys Glaze, The Citadel (P), 1st
1993	Phillip Grundy, Western Carolina (3B), 1st
1993	Jason Beverlin, Western Carolina (P), 2nd
1993	Paul Thornton, Georgia Southern (P), 1st
1993	Todd Greene, Georgia Southern (OF), 1st
1994	Jason Beverlin, Western Carolina (P), 1st
1994	Mike Manning, Western Carolina (P), 2nd
1994	Mike Tidick, Western Carolina (OF), 2nd
1994	Matt Wilson, Georgia Southern (2B), 2nd
1995	Jody Henson, Western Carolina (OF), 1st
1995	Steve Wilson, Georgia Southern (C), 1st
1995	Donald Morillo, The Citadel (P), 1st
1995	Britt Reames, The Citadel (P), 1st
1995	Garrick Haltiwanger, The Citadel (OF), 1st
1996	Tod Lee, Georgia Southern (P), 1st
1996	Tommy Peterman, Georgia Southern (1B), 1st
1996	Julio Ayala, Georgia Southern (P), 2nd
1996	Alex Tolbert, Western Carolina (1B), 2nd
1996	Antoine Moran, Georgia Southern (OF), 2nd
1997	Tod Lee, Georgia Southern (P), 1st
1997	Alex Tolbert, Western Carolina (1B), 1st
1997	Ryan Butler, The Citadel (1B), 2nd
1997	Jeremy Bruce, Western Carolina (3B), 2nd
1997	J.P. Burwell, Western Carolina (C), 2nd
1997	Steve Walson, Georgia Southern (DH), 2nd
1998	Mike DeSimone, Davidson (DH), 2nd
1999	Jody Pollock, Georgia Southern (2B), 2nd

2002	Brett Spivey, College of Charleston (OF), 2nd
2004	Jared Greenwood, Western Carolina (1B), 1st
2004	Gary Morris, Elon (2B), 2nd
2005	Chris Campbell, College of Charleston (2B), 1st
2005	Brett Gardner, College of Charleston (OF), 1st
2005	James Payne, Georgia Southern (OF), 2nd
2005	Steven Strausbaugh, Western Carolina (OF), 2nd
2005	Brett Harker, College of Charleston (RP), 2nd
2006	Robert Rodebaugh, Elon, 1st
2006	A.J. Davidiuk, Furman, 1st
2006	Steven Strausbaugh, Western Carolina, 1st
2006	Nick Chiggies, College of Charleston, 1st
2006	Brandon Waring (3B), Wofford, 1st
2007	Michael Harrington, College of Charleston (OF), 1st
2007	Nick Chiggies, College of Charleston (P), 1st
2007	Kenny Smith, Western Carolina (2B), 2nd
2007	Ben Lasater, College of Charleston (3B), 2nd
2007	Rob Wilson, Davidson (DH), 2nd
2008	Jeremie Tice, College of Charleston (3B), 1st
2008	Chris Shehan, Georgia Southern (OF), 1st
2008	Ty Wright, Georgia Southern (DH/Utility), 1st
2008	Cory Harilchak, Elon (OF), 2nd
2008	Steven Hensley, Elon (P), 2nd
2009	Richard Jones, The Citadel (C), 1st
2009	Joey Bergman, College of Charleston (3B), 1st
2009	Chase Austin, Elon (SS), 1st
2009	Pat Irvine, Elon (OF), 1st
2009	Griffin Benedict, Georgia Southern (C), 2nd
2009	Brandon Sizemore, College of Charleston (2B), 2nd
2009	Isaac Harrow, Appalachian State (3B), 2nd
2009	Brent Greer, Western Carolina (SS), 2nd
2009	Chris Mederos, Georgia Southern (SP), 2nd
2009	Zach Quate, Appalachian State (RP), 2nd
2010	Matt Leeds, College of Charleston (3B), 1st
2010	Mac Doyle, Wofford (DH), 1st
2010	Asher Wojciechowski, The Citadel (SP), 1st
2010	Kyle Blackburn, Georgia Southern (1B), 2nd
2010	Wes Hobson, Appalachian State (2B), 2nd
2010	Chris Patterson, Appalachian State (RP), 2nd
2011	Daniel Aldrich, College of Charleston (OF), 1st
2011	Victor Roache, Georgia Southern (OF), 1st
2011	Ross Heffley, Western Carolina (2B), 2nd
2011	Matt Leeds, College of Charleston (3B), 2nd
2011	Matt Murray, Georgia Southern (RP), 2nd
2012	Marty Gantt, College of Charleston (OF), 1st
2012	Daniel Kassouf, Appalachian State (DH), 1st
2012	Ross Heffley, Western Carolina (2B), 2nd
2012	Eric Phillips, Georgia Southern (3B), 2nd
2012	Will Callaway, Appalachian State (SS), 2nd
2012	Tyler Tewell, Appalachian State (OF), 2nd
2012	Ryan Arrowood, Appalachian State (SP), 2nd
2012	Christian Powell, College of Charleston (SP), 2nd

## ABCA All-South Region

(Current Schools Only)

2012	Josh Martin, Samford (SP), 1st
2012	Brandon Miller, Samford (OF), 1st

## ABCA Atlantic Region Coach of the Year

(Current Schools Only)

1987	Jack Leggett, Western Carolina
------	--------------------------------

## NCBWA District IV Player of the Year

(Current Schools Only)

2012	Daniel Kassouf, Appalachian State (DH)
------	--

## Baseball America All-Americans

(Current Schools Only)

1983	Mike Cherry, The Citadel (P), 1st
1984	Pete Hardee, Appalachian St. (P), 3rd
1988	Darron Healey, Appalachian St. (DH), 2nd
1993	Todd Greene, Georgia Southern (OF), 3rd
1994	Jason Beverlin, Western Carolina (P), 2nd
1996	Julio Ayala, Georgia Southern (P), 3rd
2005	Chris Campbell, College of Charleston (2B), 2nd
2005	Brett Gardner, College of Charleston (OF), 3rd
2007	Brandon Waring, Wofford (3B), 2nd
2008	Chris Shehan, Georgia Southern (OF), 1st
2010	Asher Wojciechowski, The Citadel (SP), 3rd
2011	Victor Roache, Georgia Southern (OF), 1st
2011	Matt Leeds, College of Charleston (3B), 3rd
2011	Daniel Aldrich, College of Charleston (OF), 3rd
2012	Brandon Miller, Samford (OF), 2nd



## Baseball America Freshman All-Americans

1994	Tommy Peterman, Georgia Southern (DH), 1st
1996	David Noyce, Furman (P), 2nd
1997	Rodney Hancock, The Citadel (UT/P), 2nd
2000	Ryan Gordon, UNCG (UT), 2nd
2004	Chris Campbell, College of Charleston (2B), 1st
2005	Steven Strausbaugh, Western Carolina (OF), 1st
2009	Ross Heffley, Western Carolina (2B), 2nd
2011	Daniel Aldrich, College of Charleston (OF), 1st
2011	Phillip Ervin, Samford (OF), 2nd
2012	Chase Griffin, Georgia Southern (C), 2nd

## Collegiate Baseball/Louisville Slugger All-America (Current Schools Only)

1975	Mike Ramsey, Appalachian St. (SS), 1st
1984	Pete Hardee, Appalachian St. (P), 3rd
1992	Matt Raleigh, Western Carolina (SS), 2nd
1992	Todd Greene, Georgia Southern (OF), 3rd
1993	Paul Thornton, Georgia Southern (P), 1st
1993	Todd Greene, Georgia Southern (OF), 2nd
1994	Jason Beverlin, Western Carolina (P), 3rd
1995	William Rushing, Georgia Southern (P), 3rd
1996	Tod Lee, Georgia Southern (P), 2nd
1996	Tommy Peterman, Georgia Southern (1B), 3rd
1997	Tod Lee, Georgia Southern (P), 2nd
1999	Brian Wiley, The Citadel (P), 3rd
1999	Billy Colome, College of Charleston (2B), 3rd
1999	Chris Moore, Western Carolina (SS), 3rd
1999	Rodney Hancock, The Citadel (UT), 3rd
2000	Matt Easterday, Georgia Southern (2B), 1st
2000	Philip Hartig, The Citadel (1B), 2nd
2001	Randy Corn, The Citadel (P), 2nd
2001	Philip Hartig, The Citadel (1B), 3rd
2002	Scooter Michael, UNCG (P), 3rd
2002	Lee Curtis, College of Charleston (3B), 2nd
2002	Randy Corn, The Citadel (P), 3rd
2003	Ryan Gordon, UNCG (DH), 1st
2003	Lee Curtis, College of Charleston (2B), 2nd
2003	Tom Mastny, Furman (P), 3rd
2004	Caleb Moore, East Tennessee St. (C), 2nd
2004	Ryan Johnson, College of Charleston (RHP), 3rd
2004	Chip Cannon, The Citadel (1B), 3rd
2005	D.J. Wabick, College of Charleston (C), 3rd
2005	Brett Harker, College of Charleston (RP), 3rd
2005	Chris Campbell, College of Charleston (2B), 3rd
2005	Jay Heafner, Davidson (3B), 3rd
2006	Nick Chigges, College of Charleston (SP), 2nd
2007	Brandon Waring, Wofford (3B), 1st
2007	Kenny Smith, Western Carolina (2B), 2nd
2007	Nick Chigges, College of Charleston (SP), 3rd
2007	David Rubinstein, Appalachian State (OF), 3rd
2008	Jeremie Tice, College of Charleston (3B), 1st
2008	Steven Hensley, Elon (P), 3rd
2008	Michael Harrington, College of Charleston (1B), 3rd
2008	Brandon Sizemore, College of Charleston (2B), 3rd
2009	Richard Jones, The Citadel (C), 2nd
2009	Joey Bergman, College of Charleston (3B), 3rd
2010	Asher Wojciechowski, The Citadel (SP), 2nd
2011	Victor Roache, Georgia Southern (OF), 1st
2011	Ross Heffley, Western Carolina (2B), 1st
2011	Daniel Aldrich, College of Charleston (OF), 2nd
2011	Matt Leeds, College of Charleston (3B), 3rd
2012	Brandon Miller, Samford (OF), 2nd
2012	Josh Martin, Samford (SP), 3rd
2012	Marty Gantt, College of Charleston (OF), 3rd

## Collegiate Baseball/Louisville Slugger Freshman Player of the Year

2011	Daniel Aldrich, College of Charleston (OF)
------	--

## Collegiate Baseball/Louisville Slugger Freshman All-America

1995	Tod Lee, Georgia Southern (P)
1996	David Noyce, Furman (P)
1996	Chris Moore, Western Carolina (3B)
1996	Steve Walson, Georgia Southern (DH), HM
1997	Rodney Hancock, The Citadel (OF)
1997	Jody Jenkins, East Tennessee St. (C), HM
1998	Philip Hartig, The Citadel (1B)
1998	Ted Toler, UNCG (P), HM
1998	Stephen Crater, Appalachian St. (C), HM
1999	Brett Lewis, Georgia Southern (P)
2000	Ryan Gordon, UNCG (UT)

2001	Scooter Michael, UNCG (P), HM
2001	Derek Norman, Furman (3B), HM
2001	Jasha Balcom, College of Charleston (OF), HM
2001	Wes Self, Davidson (P)
2002	Matt Lein, Wofford (3B)
2002	Brett Anderson, College of Charleston (OF), HM
2002	Michael Giroud, East Tennessee St. (3B), HM
2003	John Carroll, Georgia Southern (P)
2003	Chris Mason, UNCG (P)
2003	Kelly Sweppenhiser, VMI (3B)
2004	Nick Chigges, College of Charleston (RHP)
2004	Chris Campbell, College of Charleston (2B)
2005	Danny Meszaros, College of Charleston (RP)
2005	Steven Strausbaugh, Western Carolina (OF)
2006	Steven Hensley, Elon (SP)
2006	J.D. Melton, Wofford (RP)
2006	Matt Miller, Georgia Southern (OF)
2007	Russ Tomlinson, College of Charleston (SP)
2007	Richard Jones, The Citadel (C/DH)
2007	Michael Gilmartin, Wofford (2B)
2008	Thomas Girdwood, Elon (RP)
2008	Jake Williams, Wofford (OF)
2008	Reese Wade, Furman (OF)
2009	David Peterson, College of Charleston (SP)
2009	Ross Heffley, Western Carolina (OF)
2010	Lex Rutledge, Samford (RP)
2010	Will Muzika, Furman (2B)
2010	Andrew Barna, Davidson (3B)
2011	C.K. Irby, Samford (RP)
2011	Sebastian Gomez, Elon (2B)
2011	Daniel Aldrich, College of Charleston (OF)
2011	Forrest Brandt, Davidson (OF)
2011	Phillip Ervin, Samford (OF)
2012	Jamie Nunn, Appalachian State (SP)
2012	Elliott Warford, Furman (RP)
2012	Chase Griffin, Georgia Southern (C)
2012	Jacob Hoyle, Western Carolina (DH)

## Collegiate Baseball/Louisville Slugger Player of the Week

1996	Tommy Peterman, Georgia Southern (1B), 4/15
1997	Gus Quattlebaum, Davidson (OF), 2/17
1997	Michael Holder, Georgia Southern (C), 3/3
1997	Curt Beerman, The Citadel (OF), 3/25
1999	Rodney Hancock, The Citadel (P), 5/17
1999	Rodney Hancock, The Citadel (P), 5/24
2001	Wes Self, Davidson (P), 2/18
2002	T.A. Fulmer, The Citadel (P), 4/2
2002	Lee Curtis, College of Charleston (3B), 5/13
2005	Chris Mason, UNCG (P), 3/28
2006	Blake Murphy, Western Carolina (C), 3/27
2006	Jonathan Greene, Western Carolina (3B), 5/22
2007	Brandon Waring, Wofford (3B), 2/19
2007	Blake Murphy, Western Carolina (C), 5/14
2007	Brandon Waring, Wofford (3B), 5/28
2008	Chris Shehan, Georgia Southern (OF), 3/17
2008	Michael Harrington, College of Charleston (1B), 5/12
2008	Jeremie Tice, College of Charleston (3B), 5/19
2009	Drew Gadaire, Davidson (OF), 4/15
2009	Dallas Tarleton, Elon (C), 4/29
2010	Jimmy Reyes, Elon (SP), 3/29
2011	Victor Roache, Georgia Southern (OF), 4/4
2011	Victor Roache, Georgia Southern (OF), 4/18
2012	Chris Beck, Georgia Southern (SP), 4/2
2012	Henry Sisson, Davidson (SP), 4/16
2012	Saxon Butler, Samford (1B), 4/30

## NCBWA All-America Team

1993	Todd Greene, Georgia Southern (OF), 1st
1994	Jason Beverlin, Western Carolina (P), 2nd
1994	Kevin Hallman, Georgia Southern (3B), 3rd
1995	William Rushing, Georgia Southern (P), 3rd
1995	Steve Wilson, Georgia Southern (C), 3rd
1995	Donald Morrill, The Citadel (P), HM
1995	Chris Pollard, Davidson (P), HM
1996	Tommy Peterman, Georgia Southern (1B), 1st
1996	Julio Ayala, Georgia Southern (P), 3rd
1996	Tod Lee, Georgia Southern (P), HM
1996	Steve Wilson, Georgia Southern (C), HM
1997	Tod Lee, Georgia Southern (P), 2nd
2002	Randy Corn, The Citadel (P), 2nd
2002	Lee Curtis, College of Charleston (3B), 3rd
2002	Scooter Michael, UNCG (P), 3rd

2003	Tom Mastny, Furman (P), 2nd
2003	Lee Curtis, College of Charleston (2B), 3rd
2004	Byron Barber, College of Charleston (OF), 2nd
2004	Caleb Moore, East Tennessee St. (C), 3rd
2005	Chris Campbell, College of Charleston (2B), 2nd
2005	Caleb Moore, East Tennessee St. (C), 2nd
2006	Nick Chigges, College of Charleston (SP), 2nd
2007	Nick Chigges, College of Charleston (SP), 3rd
2008	Chris Shehan, Georgia Southern (OF), 1st
2008	Jeremie Tice, College of Charleston (3B), 2nd
2009	Brandon Sizemore, College of Charleston (2B), 3rd
2010	Asher Wojciechowski, The Citadel (SP), 2nd
2011	Ross Heffley, Western Carolina (2B), 1st
2011	Matt Leeds, College of Charleston (3B), 1st
2011	Victor Roache, Georgia Southern (OF), 1st
2011	Daniel Aldrich, College of Charleston (OF), 1st
2012	Daniel Kassouf, Appalachian State (DH), 1st
2012	Brandon Miller, Samford (OF), 2nd

## NCBWA Freshman Player of the Year

2011	Daniel Aldrich, College of Charleston (OF), 1st
------	---

## NCBWA Freshman All-America Team

2008	Jake Williams, Wofford (OF), 2nd
2008	Thomas Girdwood, Elon (RP), 2nd
2011	Daniel Aldrich, College of Charleston (OF), 1st
2011	Phillip Ervin, Samford (OF), 2nd
2012	Chase Griffin, Georgia Southern (C), 1st

## NCBWA National Player of the Week

2002	Ryan Schade, Western Carolina (SS), 2/19
2002	Matt Hamer, The Citadel (P), 3/12
2003	Matt Lauderdale, College of Charleston (C), 4/15
2005	Grant Rembert, Elon (OF), 2/8
2006	Chris Swauger, The Citadel (OF), 2/21
2006	Trey McDaniel, Western Carolina (1B), 3/28
2006	Case Cassidy, Furman (1B), 4/25
2008	Ty Wright, Georgia Southern (OF), 4/29
2008	Jeremie Tice, College of Charleston (3B), 5/20
2011	Saxon Butler, Samford (1B), 3/21
2011	Victor Roache, Georgia Southern (OF), 4/5
2012	Ryan Arrowood, Appalachian State (SP), 2/28
2012	Alex Swim, Elon (C), 4/3
2012	Henry Sisson, Davidson (SP), 4/17

## USA Today/Baseball Weekly All-America Team

2000	Chris Morris, The Citadel (OF), 1st
------	-------------------------------------

## College Baseball Insider.Com All-America Team

2003	Tom Mastny, Furman (P), 1st
2003	Lee Curtis, College of Charleston (2B), 2nd
2004	Jonathan Ellis (P), Citadel, 2nd
2004	Byron Barber, College of Charleston (OF), HM
2004	Brett Gardner, College of Charleston (OF), HM
2004	Ryan Johnson, College of Charleston (P), HM

## USA Today/Baseball Weekly Freshman All-America Team

2000	Ryan Gordon, UNCG (UT), 2nd
------	-----------------------------

## Sporting News Coach of the Year

1990	Chal Port, The Citadel
------	------------------------

## College World Series MVPs

1949	Charles Teague, Wake Forest (2B)
------	----------------------------------

## NCAA All-College World Series (Current Schools Only)

1990	Anthony Jenkins, The Citadel (OF)
1990	Jason Rychlik, The Citadel (OF)

## NCAA Regional MVP (Current Schools Only)

1990	Atlantic Regional
	Anthony Jenkins, The Citadel (OF)
2006	Lexington Regional
	Alex Garabedian, College of Charleston (C)

## College Home Run Derby Champion

2011	Daniel Aldrich, College of Charleston, R-Fr., OF
------	--

## .400 CLUB

.477, Randy Ingle (APP), 1979  
 .474, Bill White (CIT), 1982  
 .462, Darron Healey (APP), 1988  
 .455, Caleb Moore (ETSU), 2004  
 .452, Joey Bergman (COFC), 2009  
 .450, Joey Moffitt (APP), 1978  
 .448, George Weicker (DAV), 1975  
 .448, Jay Heafner (DAV), 2005  
 .447, Brett Gardner (COFC), 2005  
 .446, Greg Weddle (VMI), 1986  
 .440, Matt Easterday (GSU), 2000  
 .438, Chris Shehan (GSU), 2008  
 .436, Greg Hill (MAR), 1983  
 .435, Kevin Bellomo (WCU), 1991  
 .432, Jimmy Powell (FUR), 1941  
 .432, Buzzy West (DAV), 1955  
 .430, Billy Masse (DAV), 1985  
 .430, Eddy Halleman (FUR), 1986  
 .429, Gordon Slade (DAV), 1968  
 .429, Tim Jones (CIT), 1985  
 .428, Chip Cook (MAR), 1985  
 .428, Grant Brittain (WCU), 1990  
 .427, Randy Ingram (APP), 1978  
 .427, Jason Nixon (MAR), 1989  
 .426, Paul Popovich (WVU), 1960  
 .426, Benny Bienkowski (FUR), 1962  
 .426, Scott Waugh (APP), 1990  
 .425, Lee Glaze (CIT), 1986

.425, Clint Fairey (WCU), 1986  
 .425, Chris Behne (APP), 2000  
 .424, Phil Hubbard (VMI), 1982  
 .424, Alex Tolbert (WCU), 1996  
 .423, Keith Ebersole (WCU), 1977  
 .423, Robbie Peele (APP), 1981  
 .423, Keith LeClair (WCU), 1988  
 .423, Brett Spivey (COFC), 2002  
 .422, Sam Pickens (FUR), 1962  
 .422, Allen Griffin (DAV), 1982  
 .422, Isaac Harrow (APP), 2009  
 .420, Mike Knox (CIT), 1982  
 .420, Bill Swails (CIT), 1989  
 .420, Brent Greer (WCU), 2009  
 .419, Billy Morris (DAV), 1956  
 .419, Phil Chewning (FUR), 1960  
 .419, Steve Meredith (ETSU), 1988  
 .419, Ross Heffley (WCU), 2011  
 .418, Richard Wieters (CIT), 1976  
 .418, Tony Martin (ETSU), 1983  
 .417, Allen Griffin (DAV), 1981  
 .416, Kim Arey (APP), 1981  
 .416, Ryan Gordon (UNCG), 2003  
 .415, Scott Musgrave (APP), 1996  
 .415, D.J. Wabick (COFC), 2005  
 .414, Terry Smith (FUR), 1982  
 .414, Griffin Benedict (GSU), 2009  
 .413, Buster Holland (CIT), 1969

.413, Matt Raleigh (WCU), 1991  
 .412, Byron Barber (COFC), 2004  
 .410, Alan Lewis (DAV), 1986  
 .410, Byron Barber (COFC), 2004  
 .410, Cory Harrilchak (Elon), 2008  
 .409, Robbie Morrison (MAR), 1986  
 .409, Lee Curtis (COFC), 2002  
 .407, Freddie Hailey (WCU), 1986  
 .407, James Payne (GSU), 2005  
 .406, Charles Thomas (WCU), 1999  
 .406, Lee Curtis (COFC), 2002  
 .405, Greg Johnson (WCU), 1983  
 .405, Clint Fairey (WCU), 1987  
 .404, Bill Marovic (WVU), 1964  
 .404, Wes Hobson (APP), 2010  
 .403, Dave Turgeon (DAV), 1987  
 .403, Anthony Jenkins (CIT), 1990  
 .402, Kip Hagwood (CIT), 1980  
 .402, Pat Irvine (Elon), 2009  
 .401, Willando Ficklin (GSU), 1992  
 .401, Jody Henson (WCU), 1995  
 .401, Jeremy Bruce (WCU), 1997  
 .401, Brandon Waring (WOF), 2007  
 .401, Reese Wade (FUR), 2008  
 .400, Tom Sams (APP), 1981  
 .400, Mel Kinsey (WCU), 1981  
 .400, Greg Dowling (GSU), 2005  
 .400, Chance Smith (CIT), 2005

## INDIVIDUAL SEASON BATTING

### Games Played

70, David Hyatt (WCU), 1985  
 67, Will Coker (CIT), 2004  
 67, Chris Ard (CIT), 2004  
 67, Chip Cannon (CIT), 2004  
 66, Jon Aughey (CIT), 2004  
 66, Garrick Haltiwanger (CIT), 1994  
 66, David Beckley (CIT), 1994  
 66, Jermaine Shuler (CIT), 1994  
 66, Josh Stackley (CIT), 2004  
 65, David Greene (CIT), 2010  
 65, Kyle Jordan (CIT), 2010  
 65, William Ladd (CIT), 2010  
 65, Justin Mackert (CIT), 2010

### At-Bats

274, Jemel Spearman (GSU), 2002  
 274, Josh Stackley (CIT), 2004  
 273, Brett Gardner (COFC), 2005  
 273, Michael Burruss (GSU), 2011  
 272, Chris Walker (GSU), 2002  
 270, Cole Rakar (COFC), 2010  
 269, Chris Campbell (COFC), 2005  
 269, Nick Liles (WCU), 2008  
 268, Chris Ard (CIT), 2004  
 267, Mike Gilmartin (WOF), 2007

### Runs Scored

88, Joey Bergman (COFC), 2009  
 85, Brett Gardner (COFC), 2005  
 84, Oliver Marmol (COFC), 2007  
 84, Chris Shehan (GSU), 2008  
 83, Eric Johnson (WCU), 1999  
 82, Jeremy Bruce (WCU), 1997  
 81, Chris Morris (CIT), 2000  
 80, Jeremie Tice (COFC), 2008  
 79, Chris Walker (GSU), 2002  
 79, Cory Harrilchak (Elon), 2009

### Hits

122, Brett Gardner (COFC), 2005  
 108, D.J. Wabick (COFC), 2005  
 107, Matt Easterday (GSU), 2000  
 107, Byron Barber (COFC), 2004  
 104, Sonny Meade (CIT), 2009  
 102, Chris Campbell (COFC), 2005  
 102, Chris Campbell (COFC), 2007  
 102, Brent Greer (WCU), 2009  
 102, Cole Rakar (COFC), 2010  
 101, Keith LeClair (WCU), 1988  
 101, Kevin Bellomo (WCU), 1991

### Doubles

31, Caleb Moore (ETSU), 2004  
 30, David Rubinstein (APP), 2007  
 27, D.J. Wabick (COFC), 2005  
 26, Dustin Langley (GSU), 2000  
 26, Rod Goldston (WCU), 2003  
 26, Lee Curtis (COFC), 2003  
 26, Cole Rakar (COFC), 2010  
 26, Saxon Butler (SAM), 2011  
 25, Tyson Whitley (GSU), 1995  
 25, Alex Tolbert (WCU), 1996  
 25, Aaron Haigler (CIT), 1998  
 25, Andy Baxter (ETSU), 2001  
 25, Joey Bergman (COFC), 2009

### Triples

11, Lee Curtis (COFC), 2003  
 10, Dave Cardwell (ETSU), 1979  
 10, Mike Johnson (UTC), 1981  
 10, Marcos Velazquez (ETSU), 1982  
 10, Chris Swauger (CIT), 2006  
 9, Lee Curtis (COFC), 2002  
 9, Brett Gardner (COFC), 2004  
 8, Don Herman (GWU), 1959  
 8, Bryan Snyder (ETSU), 1981  
 8, Chris Campbell (COFC), 2007  
 8, Chris Dove (Elon), 2007



## Home Runs

30, Victor Roache (GSU), 2011  
 27, Brandon Waring (WOF), 2007  
 26, Tommy Peterman (GSU), 1996  
 26, Steve Harris (WCU), 1999  
 26, Michael Harrington (COFC), 2008  
 25, Clint Fairey (WCU), 1988  
 25, Matt Raleigh (WCU), 1992  
 25, Jeremie Tice (COFC), 2008  
 23, Chase Austin (Elon), 2009  
 23, Brandon Miller (SAM), 2012

## Grand Slams

3, John Piepenbrink (MAR), 1990  
 3, Todd Buchanan (WCU), 2003  
 3, Dominic Franchini (FUR), 2003  
 3, A.J. Wirnsberger (GSU), 2008  
 3, Isaac Harrow (APP), 2008  
 3, Victor Roache (GSU), 2011  
 3, Saxon Butler (SAM), 2011  
 2, Tim Waters (DAV), 1986  
 2, Mikio Aoki (DAV), 1988  
 2, George Halter (DAV), 1988  
 2, Rick Green (CIT), 1990  
 2, Tim Kerns (DAV), 1993  
 2, Jeff Coker (DAV), 1997  
 2, Chip Cannon (CIT), 2004  
 2, Alex Entrekina (DAV), 2005  
 2, Eric Sturkie (WOF), 2006  
 2, Pat Irvine (Elon), 2007  
 2, Chris McGuinness (CIT), 2008  
 2, Chris Alessandria (APP), 2009  
 2, Joash Brodin (COFC), 2009  
 2, Mike Mellilo (Elon), 2009  
 2, Ty Wright (GSU), 2009  
 2, Victor Roache (GSU), 2010  
 2, Lloyd Enzor (UNCG), 2010  
 2, Phillip Ervin (SAM), 2012

## Runs Batted In

88, Matt Leeds (COFC), 2010  
 87, Chris Campbell (COFC), 2005  
 86, Philip Hartig (CIT), 2000  
 84, Chris Moore (WCU), 1999  
 84, Scott Henley (GSU), 2001  
 84, Kenny Smith (WCU), 2007  
 84, Victor Roache (GSU), 2011  
 83, Jody Pollock (GSU), 1999  
 83, Jeremie Tice (COFC), 2008  
 82, Tommy Peterman (GSU), 1996  
 82, Chris Campbell (COFC), 2007  
 82, Michael Harrington (COFC), 2008  
 82, Brandon Sizemore (COFC), 2008  
 82, Bennett Davis (ELON), 2008

## Total Bases

192, Jeremie Tice (COFC), 2008  
 189, Brandon Waring (WOF), 2007  
 189, Kenny Smith (WCU), 2007  
 187, Tommy Peterman (GSU), 1996  
 187, Matt Easterday (GSU), 2000  
 187, Chris Shehan (GSU), 2008  
 179, Keith LeClair (WCU), 1988  
 179, Victor Roache (GSU), 2011  
 178, Chase Austin (Elon), 2009  
 175, Philip Hartig (CIT), 2000  
 175, Chris Campbell (COFC), 2007

## Slugging Percentage

.897, Mike Nipper (ETSU), 1983  
 .851, Brandon Waring (WOF), 2007  
 .838, Jeremie Tice (COFC), 2008  
 .835, Chris Shehan (GSU), 2008  
 .810, George Weicker (DAV), 1975  
 .804, Pete Camelo (APP), 1982  
 .789, Pat Irvine (Elon), 2009  
 .786, Dave Turgeon (DAV), 1987  
 .781, Ty Wright (GSU), 2008  
 .778, Joey Bergman (COFC), 2009  
 .778, Victor Roache (GSU), 2011

## Stolen Bases

84, Chris Morris (CIT), 2000  
 52, Chris Morris (CIT), 1999  
 50, Antoine Moran (GSU), 1996  
 49, Terrence Smalls (CIT), 1998  
 48, Chris Walker (GSU), 2002  
 46, Tim Jones (CIT), 1985  
 46, Eric Johnson (WCU), 1999  
 46, Billy Colome (COFC), 1999  
 43, Shawn Payne (GSU), 2010  
 41, Chris Walker (GSU), 2001

## Strikeouts

74, Justin Hilt (Elon), 2009  
 70, Chad Hayes (UNCG), 2001  
 70, Brad Felder (CIT), 2010  
 69, Hugh Eden (DAV), 2008  
 67, Jason Randall (CIT), 2001  
 66, Brandon Waring (WOF), 2005  
 65, Kyle Jordan (CIT), 2008  
 65, Michael Seay (WOF), 2008  
 65, Lloyd Enzor (UNCG), 2010  
 64, Brooks McFarland (GSU), 1994  
 64, Matt Mansilla (COFC), 2009  
 64, Greg Blake (COFC), 2010

## Walks

71, Chip Cannon (CIT), 2004  
 65, Chris McGuinness (CIT), 2009  
 63, Dan McDonnell (CIT), 1992  
 62, Dan McDonnell (CIT), 1990  
 62, Chris Moore (WCU), 1998  
 61, Ricky Orton (UNCG), 2008  
 61, Rob Kral (CofC), 2011  
 59, Matt Raleigh (WCU), 1992  
 59, Sy Jones (GSU), 1995  
 59, Alex Tolbert (WCU), 1997

## Hit by Pitch

32, Gary Morris (Elon), 2005  
 29, Graham Maiden (COFC), 2007  
 26, Byron Barber (COFC), 2004  
 26, Chris Barker (UNCG), 2010  
 25, Cameron Dullnig (WCU), 2010  
 24, James Payne (GSU), 2003  
 24, Byron Barber (COFC), 2004  
 24, Griffin Benedict (GSU), 2009  
 22, Oliver Marmol (COFC), 2007  
 22, Jonathan Greene (WCU), 2007  
 22, Bennett Davis (ELON), 2008  
 22, Matt Leeds (COFC), 2010  
 22, Neal Pritchard (ELON), 2010

## Sacrifice Bunts

21, Brett Gardner (COFC), 2004  
 20, Ben Morgan (GSU), 2011  
 18, Bobby Martin (UNCG), 2011  
 17, Brett Gardner (COFC), 2005  
 16, Adam Weaver (Elon), 2007  
 16, Brad Moss (SAM), 2011  
 15, Will Coker (CIT), 2004  
 15, Jess Easterling (COFC), 2004  
 15, Andrew Greene (FUR), 2005  
 15, Oliver Marmol (COFC), 2006  
 15, Eric Brindle (UNCG), 2011  
 15, Brad Moss (SAM), 2012

## Sacrifice Flies

12, Tim Carrier (UNCG), 2008  
 11, Chris Campbell (COFC), 2006  
 10, Kirk Strebin (UNCG), 2003  
 9, Tavy Smalls (CIT), 2000  
 9, Chris Campbell (COFC), 2007  
 8, Tommy Peterman (GSU), 1996  
 8, Jess Easterling (COFC), 2004  
 8, Chris Price (Elon), 2006  
 8, Ryan Addison (Elon), 2006  
 8, Gregory Zage (DAV), 2006  
 8, Jordy Snyder (Elon), 2007  
 8, Ryan Adams (Elon), 2010  
 8, Stephen Notaro (WCU), 2011

## Hitting Streaks

29, Billy Colome (COFC), 1999  
 29, Mason Meredeth (SAM), 2009  
 28, Garrick Haltiwanger (CIT), 1995-96  
 28, Matt Easterday (GSU), 2000  
 27, Phil King (FUR), 1964-65  
 27, Scott Lyman (WCU), 1992-93  
 27, Chris Ard (CIT), 2003  
 27, A.J. Davidiuk (FUR), 2004-05  
 27, Rand Smith (APP), 2009  
 26, Sonny Meade (CIT), 2009

## 200-HIT CLUB

360, Philip Hartig (CIT), 1998-01  
 355, Chris Campbell (COFC), 2004-07  
 355, Sonny Meade (CIT), 2006-09  
 354, Ross Heffley (WCU), 2009-12  
 339, Eric Phillips (GSU), 2009-12  
 336, Barrett Shaft (WCU), 2005-08  
 326, Scott Henley (GSU), 1998-01  
 322, Nick Orvin (CIT), 2009-12  
 318, Wes Hobson (APP), 2007-10  
 314, Chris Swauger (CIT), 2005-08  
 312, Greg Dowling (GSU), 2003-06  
 311, Chris Moore (WCU), 1996-99  
 310, Bryan Altman (CIT), 2007-10  
 302, Matt Raleigh (WCU), 1989-92  
 297, Brett Gardner (COFC), 2002-05  
 296, Chris Ard (CIT), 2002-05  
 295, Terrence Smalls (CIT), 1995-98  
 291, Bo Betchman (CIT), 1994-97  
 289, Phillip Coker (COFC), 2003-06  
 288, Derek Norman (FUR), 2001-04  
 286, Freddie Hailey (WCU), 1984-87  
 285, Alan Beck (WCU), 2000-03  
 284, Clint Fairey (WCU), 1986-89  
 277, A.J. Wirnsberger (GSU), 2007-10  
 275, Griffin Benedict (GSU), 2006-09  
 272, Tim Friend (DAV), 1999-02  
 271, Todd Roper (WCU), 2001-04  
 270, Mike Tidick (WCU), 1991-94  
 266, Jon Aughey (CIT), 2002-05  
 265, Mac Doyle (WOF), 2009-12  
 264, Skip Nelloms (WCU), 1985-88  
 264, Brett Spivey (COFC), 2000-03  
 264, A.J. Davidiuk (FUR), 2003-06  
 264, Nick Liles (WCU), 2007-09  
 263, Mike Carson (WCU), 1984-87  
 262, Martin Barrow (WCU), 1995-98  
 262, Ryan Gordon (UNCG), 2000-04  
 261, Rod Goldston (WCU), 2000-03  
 260, Shane Kirkley (WOF), 2005-08  
 260, Isaac Harrow (APP), 2006-09  
 259, Cole Rakar (CofC), 2008-11  
 258, Chris Catanzaro (VMI), 1998-01  
 258, Matt Matulia (CIT), 2003-06  
 257, David Beckley (CIT), 1993-96  
 257, Josh Stackley (CIT), 2002-05

257, James Foster (WOF), 2009-12  
 254, Chris Shehan (GSU), 2006-08  
 251, Tyson Whitley (GSU), 1994-97  
 250, Jay Heafner (DAV), 2003-06  
 249, James Payne (GSU), 2002-05  
 249, Chris Price (Elon), 2003-06  
 248, Anthony Jenkins (CIT), 1987-90  
 247, Keith LeClair (WCU), 1985-88  
 246, Kevin Bellomo (WCU), 1988-91  
 246, Alex Tolbert (WCU), 1994-97  
 245, Jim Morrill (FUR), 1995-98  
 245, Chris Davis (FUR), 2002-05  
 244, Brett Anderson (COFC), 2002-05  
 244, Dom Franchini (FUR), 2001-04  
 244, Todd Buchanan (WCU), 2000-03  
 244, Matt Johns (WCU), 2008-11  
 244, Drew Gadaire (DAV), 2009-12  
 243, Lee Glaze (CIT), 1983-86  
 242, Ryan Butler (CIT), 1994-97  
 242, Will Miller (FUR), 2009-12  
 241, Caleb Moore (ETSU), 2002-05  
 239, Chris Behne (APP), 1997-00  
 239, Kyle Behrendt (WOF), 2007-10  
 238, Blake Murphy (WCU), 2005-08  
 237, Tavy Smalls (CIT), 1997-00  
 235, Jody Wade (FUR), 1996-99  
 234, Ben Brown (DAV), 1997-00  
 234, Brian Pierce (GSU), 2006-09  
 232, Tony Martin (ETSU), 1980-83  
 232, Curt Beerman (CIT), 1994-97  
 232, Will Owens (FUR), 2009-12  
 231, Corey Overholtzer (UNCG), 2007-10  
 230, Strat Stavrou (WOF), 1999-02  
 229, Tommy Green (APP), 1984-88  
 229, Ryan Presnell (FUR), 1999-02  
 229, Neal Pritchard (Elon), 2008-11  
 228, Scott Waugh (APP), 1988-91  
 228, Chris Valdes (FUR), 1998-01  
 227, Dave Turgeon (DAV), 1984-87  
 226, Case Cassidy (FUR), 2003-06  
 226, Joey Bergman (CofC), 2007-10  
 226, Konstantine Diamaduros (WOF), 2009-12  
 225, Aaron Haigler (CIT), 1996-99  
 224, Garrick Haltiwanger (CIT), 1994-96  
 224, Richard Jones (CIT), 2007-09

223, Danny Rueckel (FUR), 1999-02  
 223, Chip Cannon (CIT), 2001-04  
 222, Steven Strasbaugh (WCU), 2005-07  
 222, Alex Swim (Elon), 2010-12  
 221, Andrew Greene (FUR), 2004-06  
 220, Chase Austin (Elon), 2007-09  
 219, Dan Martz (FUR), 1995-98  
 219, J.R. Revere (GSU), 1999-02  
 219, David Towarnicky (APP), 2007-10  
 218, Louie Napoleon (VMI), 1993-96  
 218, Gettys Glaze (CIT), 1989-92  
 218, Alex Entrekin (DAV), 2003-06  
 217, Greg Feltes (UNCG), 2005-08  
 216, Matt Herring (GSU), 2000-02  
 216, Brent Greer (WCU), 2007-09  
 215, Drew Davis (Elon), 2004-07  
 215, David Rubinstein (APP), 2006-08  
 214, Brad Edwards (DAV), 1994-97  
 214, Michael Burruss (GSU), 2010-12  
 213, Tom Sams (APP), 1980-83  
 213, Clint Hill (FUR), 2000-03  
 213, Eli Benefield (DAV), 2002-05  
 212, San Navarro (DAV), 2002-05  
 212, Justin Mackert (CIT), 2009-12  
 212, Tyler Zupcic (APP), 2010-12  
 210, Will Shellman (APP), 1991-94  
 210, Kyle Jordan (CIT), 2007-10  
 209, Wes Timmons (APP), 1999-01  
 209, Rand Smith (APP), 2006-09  
 208, Jonathan Greene (WCU), 2005-07  
 207, Zach Brown (CIT), 2004-07  
 207, Mike Melillo (Elon), 2007-10  
 206, David Groseclose (VMI), 1992-95  
 206, Brendan Gilligan (GSU), 2000-03  
 205, James Bright (FUR), 1997-00  
 204, Shayne Byrne (ETSU), 2003-05  
 204, Danny Weiss (DAV), 2008-11  
 204, Hector Crespo (APP), 2010-12  
 203, Ronnie Shore (DAV), 2003-06  
 203, Marcus Rose (FUR), 2005-08  
 202, David Griffin (CIT), 1999-02  
 201, Reese Wade (FUR), 2008-11  
 200, Brett Anderson (COFC), 2002-05  
 200, Jeremy Dowdy (APP), 2009-12

## INDIVIDUAL CAREER BATTING

### Games Played

242, Matt Raleigh (WCU), 1989-92  
 240, Chris Campbell (COFC), 2004-07  
 239, Philip Hartig (CIT), 1998-01  
 238, Terrence Smalls (CIT), 1995-98  
 238, Bryan Altman (CIT), 2007-10  
 237, Chris Swauger (CIT), 2005-08  
 236, David Beckley (CIT), 1993-96  
 236, Bo Betchman (CIT), 1994-97  
 236, Matt Matulia (CIT), 2003-06  
 236, Nick Orvin (CIT), 2009-12

### At-Bats

1005, Nick Orvin (CIT), 2009-12  
 999, Chris Campbell (COFC), 2004-07  
 983, Philip Hartig (CIT), 1998-01  
 969, Bryan Altman (CIT), 2007-10  
 963, Sonny Meade (CIT), 2006-09  
 934, Chris Swauger (CIT), 2005-08  
 933, Ross Heffley (WCU), 2009-12  
 928, Barrett Shaft (WCU), 2005-08  
 927, Eric Phillips (GSU), 2009-12  
 918, Terrence Smalls (CIT), 1995-98

### Runs Scored

251, Matt Raleigh (WCU), 1989-92  
 240, Chris Moore (WCU), 1996-99  
 229, Philip Hartig (CIT), 1998-01  
 223, Wes Hobson (APP), 2007-10  
 222, Terrence Smalls (CIT), 1995-98  
 217, Nick Orvin (CIT), 2009-12  
 216, Freddie Hailey (WCU), 1984-87  
 216, Alan Beck (WCU), 2000-03  
 214, Brett Gardner (COFC), 2002-05  
 211, Chris Swauger (CIT), 2005-08


### Doubles

79, Chris Campbell (COFC), 2004-07  
 78, Wes Hobson (APP), 2007-10  
 75, Philip Hartig (CIT), 1998-01  
 71, Chris Catanzaro (VMI), 1998-01  
 71, Chris Swauger (CIT), 2005-08  
 70, Rod Goldston (WCU), 2000-03  
 70, Sonny Meade (CIT), 2006-09  
 68, Chris Moore (WCU), 1996-99  
 65, Isaac Harrow (APP), 2006-09  
 64, Bryan Altman (CIT), 2007-10

### Triples

20, Lee Curtis (COFC), 2002-03  
 19, Tony Martin (ETSU), 1980-83  
 18, Corey Overholtzer (UNCG), 2007-10  
 17, Konstantine Diamaduros (WOF), 2009-12  
 16, Ryan Gordon (UNCG), 2000-04  
 16, Brett Gardner (COFC), 2002-05  
 16, Chris Swauger (CIT), 2005-08  
 15, Martin Barrow (WCU), 1995-98  
 15, Mac Doyle (WOF), 2009-12  
 14, Anthony Jenkins (CIT), 1987-90  
 14, Louie Napoleon (VMI), 1993-96  
 14, Jody Wade (FUR), 1996-99  
 14, Philip Hartig (CIT), 1998-01  
 14, Chris Dove (Elon), 2007-08





*The Citadel's Philip Hartig (1998-2001) finished his career as the SoCon's all-time hits leader with 360.*

## Home Runs

68, Matt Raleigh (WCU), 1989-92  
64, Philip Hartig (CIT), 1998-01  
61, Clint Fairey (WCU), 1986-89  
51, Mike Nipper (ETSU), 1981-83  
51, Tommy Peterman (GSU), 1994-96  
51, Alex Tolbert (WCU), 1994-97  
50, Chris Moore (WCU), 1996-99  
50, Scott Henley (GSU), 1998-01  
50, Shane Kirkley (WOF), 2005-08  
48, A.J. Wirsberger (GSU), 2007-10

## Grand Slams

5, Todd Buchanan (WCU), 2000-03  
5, Victor Roache (GSU), 2010-11  
3, Billy Masse (DAV), 1985-87  
3, Tim Frend (DAV), 1999-02  
3, Dominic Franchini (FUR), 2001-04  
3, Chip Cannon (CIT), 2001-04  
3, A.J. Wirsberger (GSU), 2007-10  
3, Saxon Butler (SAM), 2011-12

## Total Bases

655, Philip Hartig (CIT), 1998-01  
580, Matt Raleigh (WCU), 1989-92  
566, Chris Campbell (COFC), 2004-07  
545, Chris Moore (WCU), 1996-99  
539, Scott Henley (GSU), 1998-01  
532, Ross Heffley (WCU), 2009-12  
531, Chris Swauger (CIT), 2005-08  
504, Wes Hobson (APP), 2007-10  
490, A.J. Wirsberger (GSU), 2007-10  
488, Alan Beck (WCU), 2000-03  
487, Sonny Meade (CIT), 2006-09

## Runs Batted In

290, Philip Hartig (CIT), 1998-01  
290, Chris Campbell (COFC), 2004-07  
254, Chris Moore (WCU), 1996-99  
239, Matt Raleigh (WCU), 1989-92  
236, Scott Henley (GSU), 1998-01  
222, Alan Beck (WCU), 2000-03  
222, Ross Heffley (WCU), 2009-12  
218, A.J. Wirsberger (GSU), 2007-10  
212, Skip Nelloms (WCU), 1985-88  
207, Sonny Meade (CIT), 2006-09

## Batting Average (minimum 250 AB)

.433, Bill White (CIT), 1980-82  
.404, Randy Ingle (APP), 1977-79  
.404, Lee Curtis (COFC), 2002-03  
.403, Keith Ebersole (WCU), 1977-78  
.390, Robie Peele (APP), 1981-83  
.388, Greg Hill (MAR), 1980-83  
.388, Clint Fairey (WCU), 1986-89  
.388, Joey Bergman (COFC), 2007-10  
.383, Billy Masse (DAV), 1985-87  
.383, Byron Barber (COFC), 2004-05

## Slugging Percentage

.742, Lee Curtis (COFC), 2002-03  
.726, Todd Greene (GSU), 1992-93  
.710, Billy Masse (DAV), 1985-87  
.693, Matt Raleigh (WCU), 1989-92  
.690, Tony Welborn (APP), 1983-86  
.682, Brandon Waring (WOF), 2005-07  
.680, Ed Dubiel (APP), 1986-87  
.667, Philip Hartig (CIT), 1998-01  
.665, Matt Leeds (CofC), 2008, 10-11  
.664, Donovan Minero (WCU), 2001-02

## Stolen Bases

147, Chris Morris (CIT), 1998-00  
115, Terrence Smalls (CIT), 1995-98  
106, Antoine Moran (GSU), 1994-97  
103, David Beckley (CIT), 1993-96  
103, Chris Walker (GSU), 1999-02  
100, David Groseclose (VMI), 1992-95  
99, Dan McDonnell (CIT), 1989-92  
96, Jody Wade (FUR), 1996-99  
96, Brett Gardner (COFC), 2002-05  
92, Gary Sibayan (VMI), 1986-89

## Strikeouts

246, Kyle Jordan (CIT), 2007-10  
214, Jason Randall (CIT), 2000-03  
195, Jon Aughey (CIT), 2002-05  
193, David Beckley (CIT), 1993-96  
190, Mac Doyle (WOF), 2009-12  
186, Brett Anderson (COFC), 2002-05  
185, Jeremiah Parvin (DAV), 1998-01  
183, Matt Johns (WCU), 2008-11  
180, Jesse Martin (UNCG), 1999-02  
179, Josh Stackley (CIT), 2002-05

## Bases on Balls

185, Dan McDonnell (CIT), 1989-92  
174, Bo Betchman (CIT), 1994-97  
156, Chip Cannon (CIT), 2001-04  
149, Sy Jones (GSU), 1993-96  
144, Chris Moore (WCU), 1996-99  
144, Blake Murphy (WCU), 2005-08  
142, Alan Beck (WCU), 2000-03  
140, Chris Swauger (CIT), 2005-08  
138, Brendan Gilligan (GSU), 2000-03  
137, Franco Martin, 1994-97

## Hit by Pitch

62, J.R. Revere (GSU), 1999-02  
56, James Payne (GSU), 2002-05  
54, Oliver Marmol (COFC), 2005-07  
53, Griffin Benedict (GSU), 2006-09  
52, Neal Pritchard (Elon), 2008-11  
51, Daryl Byrd (CIT), 1999-01  
51, Brett Anderson (COFC), 2002-05  
50, Carlos Love (GSU), 2000-03  
49, Keith Munns (WOF), 2005-08  
48, A.J. Wirsberger (GSU), 2007-10

## Sacrifice Hits

53, Brett Gardner (COFC), 2002-05  
50, Brad Moss (SAM), 2009-12  
44, Kyle Jordan (CIT), 2007-10  
38, Jess Easterling (COFC), 2004-06  
38, Andrew Greene (FUR), 2003-06  
38, Oliver Marmol (COFC), 2005-07  
36, Brian Pierce (GSU), 2006-09  
34, Phillip Coker (COFC), 2003-06  
32, Ben Morgan (GSU), 2011-12  
30, Adam Weaver (Elon), 2005-07  
30, Sean Snell (UNCG), 2005-08

## Sacrifice Flies

28, Chris Campbell (COFC), 2004-07  
22, Sonny Meade (CIT), 2006-09  
21, Brandon Burns (GSU), 2001-04  
20, Chris Price (Elon), 2004-06  
17, Isaac Harrow (APP), 2006-09  
17, Ray Quinones (UNCG), 2008-11  
17, Neal Pritchard (Elon), 2008-11  
17, Eric Phillips (GSU), 2009-12  
17, Konstantine Diamaduros (WOF), 2009-12  
16, Chris Swauger (CIT), 2005-08  
16, Cole Rakar (CofC), 2008-11

## INDIVIDUAL SEASON PITCHING

### 10-WIN CLUB

15, Julio Ayala (GSU), 1996  
 12, Mike Cherry (CIT), 1983  
 12, Pete Hardee (APP), 1984  
 12, Scott Gay (WCU), 1985  
 12, Will Ertel (FUR), 1991  
 12, Jason Beverlin (WCU), 1993  
 12, Matt Baber (ETSU), 1999  
 12, David Ray (GSU), 2000  
 12, Scooter Michael (UNCG), 2002  
 12, Ryan Johnson (COFC), 2004  
 12, Jonathan Ellis (CIT), 2004  
 12, Asher Wojciechowski (CIT), 2010  
 12, Josh Martin (SAM), 2012  
 11, Moe Bauer (WF), 1950  
 11, Joe Graves (ETSU), 1981  
 11, Greg Wilcox (DAV), 1988  
 11, Jack Kimel (WCU), 1990  
 11, Phillip Grundy (WCU), 1991  
 11, Jason Beverlin (WCU), 1994  
 11, William Rushing (GSU), 1995  
 11, Chris Pollard (DAV), 1995  
 11, Mark DiFelice (WCU), 1998  
 11, Ron Colvard (CIT), 2000  
 11, Ian Ostlund (VMI), 2000  
 11, Brett Lewis (GSU), 2002  
 11, George Lehr (WOF), 2002  
 11, Ryan Johnson (COFC), 2002  
 11, Tom Mastny (FUR), 2003  
 11, Jarrett Santos (UNCG), 2003  
 11, Nick Chigges (COFC), 2006  
 11, Nick Chigges (COFC), 2007  
 11, Ben Austin (WOF), 2007  
 11, Chris Mederos (GSU), 2009  
 11, Ryan Arrowood (APP), 2012  
 10, Jim Heise (WVU), 1955  
 10, John Katona (FUR), 1971  
 10, Doug Pounder (CIT), 1971  
 10, Mickey Britt (ECU), 1976  
 10, Jerry Reed (WCU), 1977  
 10, Jeff Andrews (ETSU), 1981  
 10, Scott Gay (WCU), 1984  
 10, Keith Smith (WCU), 1986  
 10, Ken Britt (CIT), 1990  
 10, Jack Kimel (WCU), 1992  
 10, Britt Reames (CIT), 1995  
 10, Mark DiFelice (WCU), 1997  
 10, Rodney Hancock (CIT), 1999  
 10, Matt Baber (ETSU), 2000  
 10, Derrick Hawk (WCU), 2003  
 10, Jeremy Hall (ETSU), 2005  
 10, Matt Chastain (Elon), 2006  
 10, Patrick Curran (UNCG), 2006  
 10, Everett Teaford (GSU), 2006  
 10, Garrett Sherrill (APP), 2007  
 10, Steven Hensley (Elon), 2008  
 10, Jimmy Reyes (Elon), 2010  
 10, Matt Pegler (CofC), 2012  
 10, Charles Basford (SAM), 2012

### 100 STRIKEOUT CLUB

172, William Rushing (GSU), 1995  
 159, Brian Wiley (CIT), 1998  
 159, Brian Rogers (CIT), 1998  
 155, Asher Wojciechowski (CIT), 2010  
 154, Jason Beverlin (WCU), 1994  
 150, Brian Wiley (CIT), 1999  
 143, Julio Ayala (GSU), 1996  
 135, Britt Reames (CIT), 1994  
 135, Chris Mason (UNCG), 2005  
 132, Mike Cherry (CIT), 1983  
 131, Jonathan Ellis (CIT), 2004  
 127, Dick Almes (CIT), 1959  
 124, Clark Maxwell (WCU), 1995  
 123, John Radosevich (WVU), 1964  
 123, Britt Reames (CIT), 1995  
 123, Rodney Hancock (CIT), 1999  
 122, Brett Lewis (GSU), 1999  
 122, Brett Lewis (GSU), 2002  
 122, Everett Teaford (GSU), 2006  
 120, John Radosevich (WVU), 1965  
 119, Paul Chuma (WVU), 1959  
 118, Scott Gay (WCU), 1985  
 118, Dennis Dove (GSU), 2003  
 118, Everett Teaford (GSU), 2005  
 115, David Ray (GSU), 2000  
 115, Chris Beck (GSU), 2012  
 113, Smitty Holland (CIT), 1966  
 113, William Rushing (GSU), 1994  
 113, Ryan Gordon (UNCG), 2000  
 113, Everett Teaford (GSU), 2004  
 113, Chris Mederos (GSU), 2009  
 112, Nick Chigges (COFC), 2007  
 111, Jim Heise (WVU), 1955  
 111, David Ray (GSU), 2000  
 110, Hank Bunnell (GWU), 1970  
 110, Mark DiFelice (WCU), 1998  
 109, John Katona (FUR), 1971  
 109, Jeff Keppen (GSU), 1997  
 109, Chris Beck (GSU), 2011  
 107, Reid Casey (ETSU), 2001  
 107, Steven Hensley (Elon), 2007  
 107, Brandon Yarusi (WOF), 2012  
 106, Percy Sensabaugh (VMI), 1964  
 106, Tim Barr (DAV), 1977  
 106, Mike Cherry (CIT), 1982  
 106, Jason Beverlin (WCU), 1993  
 106, Jarrett Santos (UNCG), 2003  
 106, Tom Mastny (FUR), 2003  
 105, Jerry Meadows (WVU), 1967  
 105, Hal Baird (ECU), 1971  
 104, Gettys Glaze (CIT), 1992  
 104, Ryan Cummings (GSU), 1997  
 104, Matt Baber (ETSU), 2000  
 103, Tom Masteny (FUR), 2003  
 103, John Carroll (GSU), 2003  
 102, Clark Maxwell (WCU), 1997  
 102, Jared Burton (WCU), 2002  
 101, Clark Maxwell (WCU), 1996  
 101, Taft Cable (UNCG), 2000  
 101, Graham Godfrey (COFC), 2006  
 101, Jimmy Reyes (Elon), 2009  
 100, Matt Spade (MAR), 1994  
 100, Nick Chigges (COFC), 2006

### 100 INNING CLUB

160.0, William Rushing (GSU), 1995  
 152.0, Julio Ayala (GSU), 1996  
 136.1, Jonathan Ellis (CIT), 2004  
 133.2, Matt Baber (ETSU), 2000  
 132.1, Will Ertel (FUR), 1991  
 126.1, Brett Lewis (GSU), 2002  
 125.2, Asher Wojciechowski (CIT), 2010  
 125.0, Ryan Basner (WCU), 2003  
 124.1, Jason Beverlin (WCU), 1994  
 124.0, Tom Mastny (FUR), 2003  
 123.1, Clark Maxwell (WCU), 1995  
 122.0, Clint Sauls (GSU), 1998  
 120.1, Everett Teaford (GSU), 2006  
 119.2, David Pember (WCU), 1999  
 119.2, Everett Teaford (GSU), 2005  
 119.1, Brett Lewis (GSU), 1999  
 119.0, Brian Rogers (CIT), 1998  
 118.2, Chris Mason (UNCG), 2005  
 117.1, Reid Casey (ETSU), 2001  
 116.2, Brett Lewis (GSU), 2000  
 116.0, Kyle Hadden (WOF), 2000  
 115.2, Nick Chigges (COFC), 2006  
 115.0, Chris Pollard (DAV), 1995  
 115.0, Clint Sauls (GSU), 1997  
 113.2, Jeff Keppen (GSU), 1995  
 113.2, Brett Lewis (GSU), 2001  
 113.1, Tim Barr (DAV), 1977  
 113.1, Scott Gay (WCU), 1985  
 113.1, Eric Talbert (CIT), 2001  
 112.0, Josh Lairsey (GSU), 2005  
 111.2, John Carroll (GSU), 2004  
 111.2, Jeremy Hall (ETSU), 2005  
 110.2, Reid Casey (ETSU), 2002  
 110.1, Phillip Grundy (WCU), 1992  
 110.1, George Lehr (WOF), 2000  
 110.0, Rodney Hancock (CIT), 1999  
 110.0, Tom Mastny (FUR), 2002  
 110.0, Josh Martin (SAM), 2012  
 109.2, Tim Roth (GSU), 1994  
 109.2, Austin Redwine (WOF), 2007  
 109.0, Billy Baker (CIT), 1990  
 109.0, William Rushing (GSU), 1994  
 108.1, Everett Teaford (GSU), 2004  
 107.2, Ben Austin (WOF), 2007  
 107.1, Nick Chigges (COFC), 2007  
 106.2, Jim Heise (WVU), 1955  
 106.2, Drew Saberhagen (WCU), 2007  
 106.1, Jay Metzger (UNCG), 2002  
 106.1, George Lehr (WOF), 2002  
 106.0, Charles Basford (SAM), 2012  
 105.2, Matt Chastain (Elon), 2006  
 105.1, Jason Beverlin (WCU), 1993  
 104.2, Wes Wrenn (CIT), 2007  
 104.1, Jim Carragher (GSU), 1993  
 104.1, Britt Reames (CIT), 1994  
 104.1, Jeremy Hall (ETSU), 2004



104.1, Dustin Evans (GSU), 2005  
 104.1, Ryan Falcon (UNCG), 2007  
 104.1, Matt Talley (CIT), 2010  
 104.0, Brad Josey (WCU), 2003  
 103.2, Mickey Britt (ECU), 1976  
 103.2, Kirk Burnett (FUR), 1985  
 103.2, Chris Beck (GSU), 2012  
 103.0, Toby David (FUR), 2001  
 103.0, Jared Burton (WCU), 2002  
 103.0, Chris Beck (GSU), 2011  
 102.2, Clark Maxwell (WCU), 1997  
 102.2, Charlie Wentzky (COFC), 2000  
 102.1, Hank Bunnell (GWU), 1970  
 102.0, Ryan Cummings (GSU), 1996  
 102.0, George Lehr (WOF), 2001  
 102.0, Wes Wrenn (CIT), 2009  
 102.0, Jake Brown (GSU), 2010  
 101.2, Rex Havens (ETSU), 1991  
 101.2, Ian Parry (FUR), 2010  
 101.1, Jack Kimel (WCU), 1990  
 101.1, Tate Osterman (WOF), 2001  
 101.1, Reid Price (COFC), 2004  
 101.0, Jarrett Santos (UNCG), 2003  
 101.0, Brian Akin (DAV), 2004  
 101.0, Brad Josey (WCU), 2004  
 100.2, Clint Fair (GSU), 1993  
 100.2, Matt Spade (MAR), 1994  
 100.2, Scooter Michael (UNCG), 2003  
 100.2, Ryan Edell (COFC), 2005  
 100.2, Steven Hensley (Elon), 2007  
 100.2, Seth Grant (APP), 2012  
 100.0, Scooter Michael (UNCG), 2003  
 100.1, Phillip Grundy (WCU), 1991  
 100.1, Ryan Johnson (COFC), 2002  
 100.1, Everett Hancock (UNCG), 2000  
 100.0, Ken Egleton (CIT), 2004

## Appearances

42, Todd Lee (GSU), 1997  
 41, Jarrett Santos (UNCG), 2003  
 40, Mike Manning (WCU), 1994  
 40, Ted Toler (UNCG), 2001  
 39, Randy Corn (CIT), 2002  
 39, Mike Frongello (DAV), 2011  
 38, Todd Lee (GSU), 1996  
 38, Tom Martin (CIT), 1998  
 38, Taft Cable (UNCG), 2000  
 38, Patrick Curran (UNCG), 2006  
 38, James White (UNCG), 2008

## Starts

22, Julio Ayala (GSU), 1996  
 20, William Rushing (GSU), 1995  
 19, Matt Baber (ETSU), 2000  
 19, Austin Redwine (WOF), 2007  
 19, Chris Beck (GSU), 2011  
 18, Clint Sauls (GSU), 1998  
 18, Everett Hancock (UNCG), 2000  
 18, Corey Ethridge (FUR), 2000  
 18, Brett Lewis (GSU), 2000  
 18, Everett Hancock (UNCG), 2001  
 18, Tom Mastny (FUR), 2002  
 18, Ryan Basner (WCU), 2003  
 18, Jonathan Ellis (CIT), 2004  
 18, Jeremy Hall (ETSU), 2005  
 18, Austin Redwine (WOF), 2006  
 18, Ben Austin (WOF), 2007

## Losses

12, Ben Hager (APP), 2000  
 11, Danny Clark (ETSU), 1990  
 11, Duke Acors (VMI), 2002  
 11, Nick Peterson (APP), 2003  
 10, Richard Godsey (FUR), 1966  
 10, Chris Johnson (ETSU), 1985  
 10, Heath Doyle (ETSU), 1998  
 10, Kyle Hadden (WOF), 2000  
 10, George Lehr (WOF), 2000  
 10, Phil Hendrix (VMI), 2002  
 10, Kyle Shiplett (APP), 2002  
 10, Jarrod Rampey (WOF), 2003  
 10, Jonathan Reeder (APP), 2005  
 10, Rob Wilson (DAV), 2007  
 10, Warren Slack (UNCG), 2010

## Earned Run Average (min. 30 IP)

0.45, Denny Taylor (WVU), 1968  
 0.56, Ron Hastings (ECU), 1970  
 0.60, Mike Sullivan (MAR), 1980  
 0.65, Vaughn Kovach (WVU), 1966  
 0.67, Percy Sensabaugh (VMI), 1964  
 0.69, Roger Hatcher (UR), 1973  
 0.83, Terry Deavers (FUR), 1969  
 0.85, Marshall Dellinger (ECU), 1967  
 0.85, Dan Kyslinger (WCU), 1992  
 0.87, Richardson (W&M), 1971

## Complete Games

11, Howard Bryan (DAV), 1966  
 11, Rick Pipan (DAV), 1971  
 11, Will Ertel (FUR), 1991  
 11, Chris Pollard (DAV), 1995  
 11, Matt Baber (ETSU), 1999  
 10, Blair Thomas (VMI), 1951  
 10, John Katona (FUR), 1970  
 10, John Katona (FUR), 1971  
 10, Joel Tew (DAV), 1975  
 10, Tim Barr (DAV), 1977  
 10, Jonathan Coulombe (DAV), 1997

## Walks

81, Kyle Hadden (WOF), 2000  
 71, Brian Chapman (APP), 2002  
 69, Ray Yeoman (CIT), 1972  
 69, Kirk Burnett (FUR), 1985  
 66, William Rushing (GSU), 1995  
 65, Scott Weaver (DAV), 1985  
 65, Jamie Furr (CIT), 1988  
 65, George Lehr (WOF), 2000  
 64, Tim Purcell (DAV), 1978  
 64, Travis Trammell (WOF), 2000

## Shutouts

9, Donald Marillo (CIT), 1992-95  
 5, Gettys Glaze (CIT), 1992  
 4, Frank Griffith (UR), 1962  
 4, Dick Balderson (UR), 1967  
 4, Jim Raynor (ECU), 1967  
 4, Ron Hastings (ECU), 1969  
 4, Mike Pendleton (CIT), 1978  
 4, Frank Galloway (CIT), 1979  
 4, Jeff Andrews (ETSU), 1980  
 4, Jeff Montgomery (MAR), 1981

## Saves


17, Paul Thornton (GSU), 1993  
 17, Thomas Girdwood (Elon), 2009  
 16, Nathan Hyatt (APP), 2012  
 15, Brett Harker (COFC), 2005  
 15, Josh McLaughlin (COFC), 2006  
 15, Link Saunders (CIT), 2006  
 15, Andrew Jones (SAM), 2011  
 14, Mike Manning (WCU), 1994  
 13, Donald Morillo (CIT), 1995  
 13, Randy Corn (CIT), 2002  
 13, Brett Harker (COFC), 2004  
 13, Chris Patterson (APP), 2010

## Strikeouts per 9 Innings

15.0, John Radosevich (WVU), 1963  
 14.9, Tod Lee (GSU), 1996  
 14.7, Paul Chuma (WVU), 1959  
 14.2, Percy Sensabaugh (VMI), 1964  
 14.1, Smitty Holland (CIT), 1966  
 14.1, Buster Holland (CIT), 1966  
 14.1, Brian Wiley (CIT), 1998  
 14.0, John Radosevich (WVU), 1965  
 13.8, Tod Lee (GSU), 1995  
 13.8, Tod Lee (GSU), 1997

## Hit Batters

27, Scott Musgrave (APP), 1995  
 27, Travis Trammell (WOF), 2000  
 23, George Lehr (WOF), 2000  
 22, David Peterson (COFC), 2010  
 20, Jamie McDonald (DAV), 2000  
 19, Austin Redwine (WOF), 2007  
 19, Mike Tavernier (WCU), 2009  
 19, David Peterson (COFC), 2011  
 17, Corey Ethridge (FUR), 2000  
 17, Thomas Middour (DAV), 2009  
 17, Josh Renfro (COFC), 2012



Georgia Southern's William Rushing struck out a conference-record 172 batters in 1995.

## INDIVIDUAL CAREER PITCHING

### 20-WIN CLUB

36, Brett Lewis (GSU), 1999-02  
 34, Mark DiFelice (WCU), 1995-98  
 33, Jack Kimel (WCU), 1989-92  
 32, Scotter Michael (UNCG), 2001-04  
 31, Nick Chigges (CofC), 2004-07  
 30, Mike Monte (CIT), 1984-87  
 30, Clark Maxwell (WCU), 1994-97  
 29, John Katona (FUR), 1969-72  
 29, Mike Pendleton (CIT), 1978-81  
 28, Tom Mastny (FUR), 2000-03  
 28, Ryan Arrowood (APP), 2009-12  
 27, Jason Beverlin (WCU), 1992-94  
 27, Clint Sauls (GSU), 1995-98  
 27, Ken Ferrer (Elon), 2008-11  
 26, Jeff Andrews (ETSU), 1979-81  
 26, Scott Gay (WCU), 1983-85  
 26, Steve Condon (DAV), 1984-87  
 26, Brian Wiley (CIT), 1996-99  
 26, Everett Teaford (GSU), 2004-06  
 26, Matt Andress (APP), 2007-10  
 26, Matt Crim (CIT), 2006-09  
 26, Wes Wrenn (CIT), 2006-09  
 26, Nick Chigges (CofC), 2006-09  
 25, John Radosevich (WVU), 1963-65  
 25, Kevin Simmons (APP), 1983-86  
 25, Ken Britt (CIT), 1989-92  
 25, Brian Callahan (CIT), 1993-96  
 24, Jim Heise (WVU), 1953-56  
 24, Jeff Barkley (CIT), 1979-82  
 24, Steve Basch (CIT), 1990-93  
 24, Phillip Grundy (WCU), 1991-93  
 24, Steven Hensley (Elon), 2006-08  
 24, Christian Powell (CofC), 2010-12  
 24, Josh Martin (SAM), 2009-12  
 23, Mike Cherry (CIT), 1981-83  
 23, George Lehr (WOF), 1999-02  
 23, Ryan Johnson (CofC), 2002, 04  
 23, Andy Moye (GSU), 2008-11  
 22, Moe Bauer (WF), 1947-50  
 22, Doug Pounder (CIT), 1968-71  
 22, Alan Hurt (CIT), 1980-83  
 22, Lenny Stratton (APP), 1985-87  
 22, Brad Stowell (CIT), 1988-91  
 22, Rodney Hancock (CIT), 1997-99  
 22, Matt Baber (ETSU), 1999-00  
 22, Dennis Dove (GSU), 2001-03  
 22, Ryan Hodinka (FUR), 2003-06  
 21, Jerry Meadows (WVU), 1965-67  
 21, Pete Hardee (APP), 1982-84  
 21, Lance Cole (Elon), 2003-06  
 21, Justin Smith (CIT), 2004-07  
 21, Jimmy Reyes (Elon), 2008-10  
 21, Matt Talley (CIT), 2008-11  
 21, David Peterson (CofC), 2009-12  
 20, Dennis Hill (GWU), 1958-61  
 20, Ken Hare (WCU), 1980-84  
 20, Russ Warfield (APP), 1981-84  
 20, Will Ertel (FUR), 1989-93  
 20, Chris Pollard (DAV), 1993-96  
 20, William Rushing (GSU), 1994-95  
 20, Ryan Cummings (GSU), 1995-97  
 20, Brian Bain (WCU), 1995-98  
 20, Taft Cable (UNCG), 1999-01  
 20, Reid Casey (ETSU), 1999-02  
 20, Jarrett Santos (UNCG), 2003-04  
 20, Dustin Evans (GSU), 2004-06  
 20, Austin Redwine (WOF), 2004-07  
 20, Tyler Sexton (WCU), 2006-08  
 20, Asher Wojciechowski (CIT), 2007-10

### Appearances

136, Mike Frongello (DAV), 2008-11  
 135, Raymond Copenhaver (CIT), 2007-10  
 130, Ted Toler (UNCG), 1998-01  
 121, Ryan Foster (WCU), 2000-03  
 118, Rob Purvis (FUR), 1999-02  
 112, Tom Martin (CIT), 1995-98  
 112, George Lehr (WOF), 1999-02  
 109, Tod Lee (GSU), 1995-97  
 109, Jason Cadenhead (GSU), 1999-03  
 108, Matt Hamer (CIT), 2000-03

### Starts

71, Brett Lewis (GSU), 1999-02  
 60, Reid Casey (ETSU), 1999-02  
 59, Wes Wrenn (CIT), 2006-09  
 58, Corey Etheridge (FUR), 1999-02  
 58, Tom Mastny (FUR), 2000-03  
 57, Austin Redwine (WOF), 2004-07  
 56, Scooter Michael (UNCG), 2001-04  
 56, Matt Andress (APP), 2007-10  
 56, Matt Crim (CIT), 2006-09  
 55, Clint Sauls (GSU), 1995-98  
 55, Ryan Falcon (UNCG), 2003-07

### Innings Pitched

480.2, Brett Lewis (GSU), 1999-02  
 410.2, Reid Casey (ETSU), 1999-02  
 405.0, Tom Mastny (FUR), 2000-03  
 391.1, Clint Sauls (GSU), 1995-98  
 391.0, Wes Wrenn (CIT), 2006-09  
 368.1, Scooter Michael (UNCG), 2001-04  
 363.2, Clark Maxwell (WCU), 1994-97  
 356.2, George Lehr (WOF), 1999-02  
 354.2, Austin Redwine (WOF), 2004-07  
 348.2, Jack Kimel (WCU), 1989-92

### Losses

29, Reid Casey (ETSU), 1999-02  
 27, Danny Clark (ETSU), 1989-92  
 27, Wes Self (DAV), 1998-01  
 26, Kirk Burnett (FUR), 1984-87  
 26, George Lehr (WOF), 1999-02  
 25, Jonathan Coulombe (DAV), 1994-97  
 25, Jamie McDonald (DAV), 1997-00  
 25, Corey Etheridge (FUR), 1999-02  
 24, Charles Braswell, 1991-94  
 24, Scott Clark (APP), 2003-05  
 24, Austin Redwine (WOF), 2004-07  
 24, Rob Wilson (DAV), 2004-07

### Earned Run Average (min. 100 IP)

1.33, Dennis Burke (ECU), 1966-68  
 1.37, Ray Yeoman (CIT), 1971-72  
 1.58, Dick Balderson (UR), 1966-68  
 1.58, Josh McLaughlin (CofC), 2005-06  
 1.65, John Katona (FUR), 1969-72  
 1.69, Tom Shafer (WVU), 1960-62  
 1.70, Ron Hastings (ECU), 1968-71  
 1.72, Steve Arrington (CIT), 1970-73  
 1.73, Jerry Meadows (WVU), 1965-67  
 1.77, Randy Corn (CIT), 1999-02

### Complete Games

30, John Katona (FUR), 1969-72  
 27, Dick Balderson (UR), 1966-68  
 24, Mark Airaghi (VMI), 1980-83  
 23, Jeff Barkley (CIT), 1979-82  
 22, Mike Pendleton (CIT), 1978-81  
 21, John Radosevich (WVU), 1963-65  
 21, Kirk Burnett (FUR), 1984-87  
 20, Doug Pounder (CIT), 1968-71  
 20, Jeff Andrews (ETSU), 1979-81  
 20, Steve Condon (DAV), 1984-87  
 20, Matt Baber (ETSU), 1999-00

### Strikeouts

431, Brian Wiley (CIT), 1996-99  
 429, Brett Lewis (GSU), 1999-02  
 374, Clark Maxwell (WCU), 1994-97  
 353, Everett Teaford (GSU), 2004-06  
 339, John Radosevich (WVU), 1963-65  
 332, Nick Chigges (CofC), 2004-07  
 323, Reid Casey (ETSU), 1999-02  
 322, Brian Rogers (CIT), 1996-98  
 308, Asher Wojciechowski (CIT), 2007-10  
 306, Jason Beverlin (WCU), 1992-94

### Bases on Balls

194, Brian Wiley (CIT), 1996-99  
 194, Reid Casey (ETSU), 1999-02  
 174, Brett Lewis (GSU), 1999-02  
 172, George Lehr (WOF), 1999-02  
 166, Kevin Simmons (APP), 1983-86  
 164, Kirk Burnett (FUR), 1984-87  
 163, Scott Weaver (DAV), 1983-86  
 163, Jamie Furr (CIT), 1986-89  
 155, Corey Etheridge (FUR), 1999-02  
 153, Chris Bengel (CIT), 1984-87

### Shutouts

9, Ron Hastings (ECU), 1968-71  
 9, Donald Morillo (CIT), 1992-95  
 7, Dick Balderson (UR), 1966-68  
 7, John Katona (FUR), 1969-72  
 7, Mike Pendleton (CIT), 1978-81  
 7, Jeff Andrews (ETSU), 1979-81  
 6, Dennis Burke (ECU), 1966-68  
 6, Doug Pounder (CIT), 1968-71  
 6, David Farmer (APP), 1976-78  
 6, Frank Galloway (CIT), 1976-79  
 6, Steve Basch (CIT), 1990-93  
 6, Scooter Michael (UNCG), 2001-04

### Saves

37, Thomas Girdwood (Elon), 2008-11  
 29, Hank Kraft (CIT), 1989-92  
 29, Tod Lee (GSU), 1995-97  
 29, Brett Harker (CofC), 2003-05  
 26, Donald Morillo (CIT), 1992-95  
 26, Link Saunders (CIT), 2003, 2005-07  
 25, Randy Corn (CIT), 1999-02  
 25, Jay Heafner (DAV), 2003-06  
 22, Tom Martin (CIT), 1995-98  
 22, Ryan Foster (WCU), 2000-03



## Strikeouts per 9 IP

14.2, Tod Lee (GSU), 1995-97  
 14.1, John Radosevich (WVU), 1963-65  
 12.6, Randy Corn (CIT), 1999-02  
 12.08, Lex Rutledge (SAM), 2010-12  
 10.83, Drew Mahaffey (CIT), 2008-11  
 10.8, Tom Harrison (FUR), 1968-71  
 10.63, Kyle Stewart (WCU), 2009-11  
 10.6, Chris Patterson (APP), 2007-10  
 10.53, Chris Masters (WCU), 2007-09  
 10.22, Asher Wojciechowski (CIT), 2007-10

## Relief Appearances

136, Mike Frongello (DAV), 2008-11  
 135, Raymond Copenhaver (CIT), 2007-10  
 129, Ted Toler (UNCG), 1998-01  
 120, Ryan Foster (WCU), 2000-03  
 118, Rob Purvis (FUR), 1999-02  
 112, Tom Martin (CIT), 1995-98  
 109, Tod Lee (GSU), 1995-97  
 107, Jason Cadenhead (GSU), 1999-03  
 103, Matt Hamer (CIT), 2000-03  
 99, Stephen Gary (FUR), 2009-12

## Hit Batters

56, George Lehr (WOF), 1999-02  
 49, Reid Casey (ETSU), 1999-02  
 49, Tom Mastny (FUR), 2000-03  
 45, Andy Cater (DAV), 2002-05  
 43, Austin Redwine (WOF), 2004-07  
 42, Jamie McDonald (DAV), 1997-00  
 40, Tate Osterman (WOF), 1999-02  
 39, Corey Etheridge (FUR), 1999-02  
 39, Chris Pollard (DAV), 1993-96  
 39, Tom Mastny (FUR), 1999-02  
 38, Brett Lewis (GSU), 1999-02

## TEAM GAME BATTING

### At Bats

78, WCU vs. Elon, 5-25-11 (20 inn.)  
 76, WOF vs. Elon, 5-1-09 (18 inn.)  
 70, FUR vs. WCU, 5-13-11 (16 inn.)  
 68, Elon vs. WCU, 5-25-11 (20 inn.)  
 68, SAM vs. Elon, 3-31-12 (18 inn.)  
 64, GSU vs. Clemson, 4-21-96 (18 inn.)  
 64, Elon vs. SAM, 3-31-12 (18 inn.)  
 63, Elon vs. WOF, 5-1-09 (18 inn.)  
 62, WCU at FUR, 4-25-09  
 61, CofC vs. GSU, 4-3-09

### Hits

32, CIT vs. DAV, 4-5-82  
 30, MAR vs. Morehead State, 3-22-90  
 30, WCU vs. FUR, 1993  
 30, CofC vs. FUR, 3-30-09  
 30, WCU vs. Eastern Kentucky, 4-8-09  
 29, DAV vs. ETSU, 5-12-05  
 29, APP vs. Elon, 5-1-08  
 28, CofC vs. George Mason, 2-25-07  
 28, CofC vs. George Mason, 2-23-08  
 27, GSU vs. New Jersey Tech, 2-16-07  
 27, CofC vs. FUR, 3-29-09

### Hits, Inning

14, GSU vs. New Jersey Tech, 2-16-07  
 12, WCU vs. FUR, 1991  
 10, WOF vs. IPFW, 2-17-07  
 10, WCU vs. Hartford, 3-16-08  
 10, Elon vs. WOF, 5-21-08  
 9, DAV vs. WCU, 3-28-86  
 9, Elon vs. GSU, 5-22-08

### Runs

35, MAR vs. Morehead State, 3-22-90  
 34, GSU vs. New Jersey Tech, 2-16-07  
 32, WCU vs. Hartford, 3-16-08  
 31, CofC at DAV, 3-21-08  
 30, CofC vs. Quinnipiac, 3-10-09  
 29, WCU vs. MAR, 1992  
 29, GSU vs. Florida A&M, 3-22-00  
 29, Elon vs. APP, 5-20-05  
 29, DAV vs. Mount St. Mary's, 2-28-10  
 28, VMI vs. Coppin State, 4-2-02  
 28, CofC vs. George Mason, 2-23-08

### Runs, Inning

17, DAV vs. Mount St. Mary's, 2-28-10  
 16, GSU vs. New Jersey Tech, 2-16-07  
 15, Elon vs. WOF, 5-21-08  
 14, FUR vs. WCU, 3-25-00  
 14, DAV vs. Mount St. Mary's, 2-17-01  
 13, WCU vs. VMI, 1988  
 13, WCU vs. VMI, 1991  
 13, CIT vs. WOF, 2-20-96  
 13, Elon vs. APP, 5-20-05  
 13, WCU vs. Hartford, 3-16-08  
 13, CofC vs. FUR, 3-29-09

### Doubles

11, APP vs. VMI, 4-14-85  
 10, CofC vs. ETSU, 4-13-03  
 10, GSU vs. New Jersey Tech, 2-16-07  
 10, APP vs. N.C. A&T, 2-28-07  
 10, CofC vs. Ball State, 3-9-11  
 9, ETSU vs. APP, 4-3-99  
 9, VMI vs. ETSU, 5-5-01  
 9, ETSU vs. Central Michigan, 2-28-04  
 9, GSU vs. APP, 5-7-05  
 9, WCU vs. Wofford, 5-3-08  
 9, Elon vs. UNCG, 4-2-10

### Triples

6, CIT vs. Hunter, 4-18-75

### Home Runs

14, GSU vs. Columbia, 3-15-08  
 10, WCU vs. UNC Asheville, 1986  
 9, MAR vs. Morehead State, 1990  
 9, CofC vs. Furman, 3-29-09  
 9, Elon vs. CofC, 4-11-09  
 8, APP vs. DAV, 4-20-97  
 8, Elon vs. High Point, 5-12-09  
 7, WCU vs. WOF, 5-11-07  
 7, WCU vs. WOF, 5-12-07  
 7, WCU vs. Hartford, 3-16-08  
 7, WOF vs. Presbyterian, 4-21-09

### RBIs

34, MAR vs. Morehead State, 3-22-90  
 31, GSU vs. New Jersey Tech, 2-16-07  
 31, CofC at DAV, 3-21-08  
 30, CofC vs. Quinnipiac, 3-10-09  
 29, WCU vs. Hartford, 3-16-08  
 27, GSU vs. APP, 5-7-05  
 27, CofC vs. George Mason, 2-23-08  
 27, CofC vs. FUR, 3-29-09  
 26, UNCG vs. N.C. A&T, 4-23-03  
 26, Elon vs. APP, 5-20-05  
 26, Elon at WCU, 5-9-09  
 26, CofC vs. Charleston Southern, 3-24-10

### Total Bases

65, CofC vs. FUR, 3-29-09  
 64, GSU vs. Columbia, 3-15-08  
 52, CofC vs. George Mason, 2-23-08  
 52, WCU vs. Hartford, 3-16-08  
 52, Elon vs. CofC, 4-11-09  
 49, DAV vs. UNC Asheville, 4-21-93  
 48, CofC at DAV, 3-21-08  
 47, ETSU vs. APP, 4-3-99  
 47, CofC vs. Lipscomb, 3-4-05  
 47, CofC vs. Georgia Mason, 2-25-07  
 46, APP vs. Wake Forest, 3-18-08  
 45, GSU vs. ETSU, 3-25-00  
 45, CofC vs. Indiana State, 3-15-08  
 45, APP vs. UNCG, 5-9-09

### Walks

19, DAV vs. Cascade Mills, 3-19-49  
 19, CIT vs. Butler, 3-15-95  
 19, CIT vs. ETSU, 3-18-95  
 18, GSU vs. Coppin State, 2-28-09  
 18, UNCG vs. Albany, 2-27-10  
 17, Elon vs. WOF, 5-1-09  
 17, WOF vs. North Carolina A&T, 3-18-09  
 17, GSU vs. Charleston Southern, 5-17-11  
 16, APP vs. Morris Brown, 3-19-78  
 16, DAV vs. Yale, 3-11-97  
 16, GSU vs. Georgia State, 4-14-99

### Walks, Inning

9, CIT vs. Salisbury State, 3-31-87  
 9, GSU vs. Charleston Southern, 5-17-11

### Strikeouts

25, WOF at Elon, 5-1-09  
 23, UTC vs. Vanderbilt, 4-21-70  
 21, APP vs. CIT, 4-12-97  
 21, DAV vs. GSU, 3-2-03  
 20, FUR vs. CIT, 5-19-99  
 20, Elon vs. WCU, 5-25-11  
 19, WCU at DAV, 5-14-09  
 19, CofC vs. GSU, 3-30-12  
 19, Elon vs. UNC Wilmington, 4-25-12  
 18, APP at Clemson, 3-6-88  
 18, WOF vs. South Carolina, 3-20-02  
 18, CIT vs. South Carolina, 2-19-03  
 18, DAV vs. Elon, 3-30-07  
 18, CofC vs. WCU, 3-27-10

### Sacrifice Hits

6, CofC vs. GSU, 5-9-04  
 6, UNCG vs. Penn State, 2-26-12  
 5, CIT vs. VMI, 4-28-84  
 5, ETSU vs. APP, 4-22-00  
 5, UNCG vs. DAV, 5-24-02  
 5, CofC vs. ETSU, 4-13-03  
 5, GSU vs. CIT, 5-5-03  
 5, CofC vs. Virginia, 2-6-06  
 5, Elon vs. WOF, 5-3-09  
 5, GSU vs. Charleston Southern, 5-4-11

### Sacrifice Flies

8, CIT vs. Coppin State, 2-19-05  
 6, CofC vs. Quinnipiac, 3-10-09  
 5, ETSU vs. VMI, 5-5-01  
 5, CIT vs. VMI, 4-28-94  
 4, GSU vs. WOF, 5-19-06  
 4, GSU vs. WOF, 5-20-06  
 4, VMI vs. CIT, 4-28-94  
 4, CIT vs. DAV, 4-21-07

## Stolen Bases

13, UNCG vs. N.C. A&T, 3-31-99  
11, CIT vs. Western Michigan, 2-26-00  
11, UNCG vs. N.C. A&T, 4-12-00  
11, FUR vs. Gardner-Webb, 5-2-12  
10, CofC vs. UNC Asheville, 2-19-00  
10, CofC vs. Detroit, 3-6-01  
10, GSU vs. Buffalo, 3-6-05

## Hit by Pitch

10, WOF vs. Iona, 2-19-11  
9, WCU vs. Hartford, 3-16-08  
8, VMI vs. WOF, 4-4-99  
8, DAV vs. Albany, 3-8-00  
8, CofC vs. Howard, 2-9-02  
8, CofC vs. Hofstra, 2-16-04  
8, GSU vs. APP, 5-7-05  
8, DAV vs. Mount St. Mary's, 2-28-10  
7, CIT vs. CofC, 3-29-03  
7, Elon vs. UNC Wilmington, 4-19-05  
7, GSU vs. Elon, 5-24-09  
7, WOF at South Carolina, 3-11-09  
7, SAM at CofC, 3-12-10  
7, CofC at WCU, 3-26-10  
7, CofC at FUR, 4-11-10

## Hit by Pitch, Inning

5, DAV vs. Mount St. Mary's, 2-28-10  
4, VMI vs. WOF, 4-4-99  
4, GSU vs. APP, 5-7-05

## Hit by Pitch, both teams

11, WOF (10) vs. Iona (10), 2-19-11  
10, CofC (3) at FUR (7), 4-11-10  
9, VMI (8) vs. WOF (1), 4-4-99  
9, WCU vs. DAV, 4-30-00  
9, Elon (2) vs. UNC Wilmington (7), 4-19-05  
9, WCU (9) vs. Hartford (0), 3-16-08  
8, DAV (8) vs. Albany (0), 3-8-00  
8, GSU (8) vs. APP (0), 5-7-05  
8, CofC (7) vs. SAM (1), 3-12-10  
8, WCU (7) vs. CofC (1), 3-26-10

## Left on Base

23, Elon vs. WOF, 5-1-09  
21, CIT vs. Butler, 3-11-06  
21, CIT vs. ETSU, 2-10-07  
21, CIT vs. Virginia Tech, 2-23-07  
21, SAM vs. Elon, 3-31-12  
20, CIT vs. UNCG, 5-4-01  
20, CofC vs. UNC Wilmington, 2-22-11  
20, WCU vs. Elon, 5-25-11  
18, WCU vs. CIT, 4-5-02  
18, Elon vs. APP, 2-28-04  
18, APP vs. Elon, 5-1-08  
18, GSU vs. CofC, 4-3-09  
18, GSU vs. DAV, 5-20-09  
18, WCU vs. Eastern Kentucky, 4-8-09  
18, WOF vs. North Carolina A&T, 3-18-09

## Plate Appearances

90, WCU vs. Elon, 5-25-11 (20 inn.)  
88, Elon vs. WOF, 5-1-09 (18 inn.)  
82, WOF vs. Elon, 5-1-09  
80, Elon vs. WCU, 5-25-11  
78, GSU vs. Clemson, 4-21-96 (18 inn.)  
78, FUR vs. WCU, 5-13-11 (16 inn.)  
78, Elon vs. SAM, 3-31-12 (18 inn.)  
76, WCU vs. FUR, 5-13-11 (16 inn.)  
75, Elon vs. SAM, 3-31-12 (18 inn.)  
73, GSU vs. CofC, 4-3-09

## TEAM GAME PITCHING

### Innings Pitched

20.0, Elon vs. WCU, 5-25-11  
20.0, WCU vs. Elon, 5-25-11  
18.0, GSU vs. Clemson, 4-21-96  
18.0, Elon vs. WOF, 5-1-09  
18.0, Elon vs. SAM, 3-31-12  
18.0, SAM vs. Elon, 3-31-12  
17.2, WOF vs. Elon, 5-1-09  
17.0, CofC vs. Virginia, 2-26-06  
16.0, Elon vs. South Florida, 2-27-11  
16.0, FUR vs. WCU, 5-13-11  
16.0, WCU vs. FUR, 5-13-11

### Hits Allowed

33, CIT vs. South Carolina, 4-17-86  
30, FUR vs. CofC, 3-29-09  
29, Elon vs. APP, 5-1-08  
29, DAV vs. Wake Forest, 2-24-00

### Strikeouts

25, Elon vs. WOF, 5-1-09  
22, WVU vs. Waynesburg, 4-16-64  
21, CIT vs. APP, 4-12-97  
21, GSU vs. DAV, 3-2-03  
20, ECU vs. George Washington, 1970  
20, GSU vs. Georgia State, 4-30-96  
20, CIT vs. FUR, 5-19-99  
20, WCU vs. Elon, 5-25-11  
19, DAV vs. WCU, 5-14-09  
19, GSU vs. CofC, 3-30-12

### Walks

24, ETSU vs. Tennessee, 2-24-88  
18, GSU vs. Clemson, 4-21-96 (18 inn.)  
17, WOF at Elon, 5-1-09 (18 inn.)  
15, APP at FUR, 3-22-75  
15, APP at Georgia Tech, 3-24-78  
15, APP at Oklahoma State, 5-23-86  
15, APP at Georgia Tech, 3-8-89  
14, CIT vs. DAV, 3-17-85

### Runs Allowed

32, CIT vs. South Carolina, 4-2-92  
31, DAV vs. CofC, 3-21-08  
30, FUR vs. Ohio, 3-17-79  
30, DAV vs. Wake Forest, 2-24-00

### Earned Runs Allowed

30, DAV vs. CofC, 3-21-08  
29, DAV vs. Wake Forest, 2-24-00  
27, WCU vs. Elon, 5-9-09  
26, WOF vs. WCU, 5-11-07  
25, CIT vs. South Carolina, 4-2-92  
25, DAV at CofC, 5-3-09

### Wild Pitches

9, APP vs. Elon, 3-16-07  
8, VMI vs. GSU, 4-10-99  
8, CofC at WCU, 3-27-10  
7, WOF vs. UNCG, 4-11-99  
7, WOF vs. Winthrop, 2-16-00  
6, DAV vs. WCU, 3-22-98  
6, VMI vs. UNCG, 3-11-01  
6, CofC vs. Elon, 5-23-04  
6, GSU vs. Georgia State, 5-11-05  
6, APP vs. UNCG, 5-10-09

### Hit Batters

8, WOF vs. VMI, 4-4-99  
8, CofC vs. Howard, 2-10-02  
8, APP vs. GSU, 5-7-05  
7, DAV vs. GSU, 3-1-03  
7, CofC vs. CIT, 3-29-03  
7, DAV vs. WCU, 3-27-04  
7, CofC vs. Indiana State, 3-15-08  
7, Elon vs. GSU, 5-24-09  
7, CofC vs. SAM, 3-12-10  
7, WCU vs. CofC, 3-26-10  
7, FUR vs. CofC, 4-11-10

### Hit Batters, Inning

4, DAV vs. CofC, 4-18-04  
4, APP vs. GSU, 5-7-05

## TEAM GAME FIELDING

### Putouts

60, Elon vs. WCU, 5-25-11 (20 inn.)  
60, WCU vs. Elon, 5-25-11 (20 inn.)  
54, GSU vs. Clemson, 4-21-96 (18 inn.)  
54, Elon vs. WOF, 5-1-09 (18 inn.)  
54, Elon vs. SAM, 3-31-12 (18 inn.)  
54, SAM vs. Elon, 3-31-12 (18 inn.)  
53, WOF vs. Elon, 5-1-09 (18 inn.)  
51, CofC vs. Virginia, 2-26-06 (17 inn.)  
48, Elon vs. South Florida, 2-27-11 (16 inn.)  
48, FUR vs. WCU, 5-13-11 (16 inn.)  
48, WCU vs. FUR, 5-13-11 (16 inn.)

### Assists

29, ETSU vs. APP, 5-18-00  
29, WCU vs. Elon, 5-25-11  
28, CIT vs. Old Dominion, 2-22-04  
26, DAV vs. Morehead State, 3-21-94  
26, CofC vs. Notre Dame, 6-2-06  
25, Elon vs. WCU, 5-25-11  
24, WOF vs. GSU, 4-17-99  
23, DAV vs. Coker, 2-13-93  
23, CIT vs. Tennessee Tech, 2-28-09  
23, FUR vs. CIT, 5-13-12  
23, SAM vs. Elon, 3-31-12

### Errors

11, CIT vs. East Carolina, 4-21-73  
9, VMI vs. APP, 3-27-99  
9, WOF vs. GSU, 4-18-99  
9, VMI vs. ETSU, 5-5-01  
8, WOF vs. South Carolina, 3-22-00  
8, Elon vs. Coastal Carolina, 5-7-09  
8, SAM vs. APP, 4-25-10  
8, DAV vs. North Carolina State, 3-7-12  
7, DAV vs. WOF, 3-10-06  
7, CofC vs. Towson, 2-18-07  
7, Elon vs. CofC, 5-6-07  
7, DAV vs. WOF, 3-28-08  
7, WCU vs. ETSU, 3-25-08  
7, WCU vs. Eastern Kentucky, 4-8-09  
7, CIT vs. FUR, 4-15-11  
7, DAV vs. Lehigh, 2-26-11

### Double Plays

5, 13 times, most recent: APP vs. Duke, 3-7-12



## TEAM SEASON BATTING

### Batting Average

.355, College of Charleston, 2005  
 .353, Appalachian State, 1978  
 .351, Western Carolina, 1997  
 .350, College of Charleston, 2007  
 .346, Appalachian State, 1981  
 .346, The Citadel, 1982  
 .346, Georgia Southern, 2008  
 .345, College of Charleston, 2009  
 .342, East Tennessee State, 1997  
 .341, Western Carolina, 1986  
 .341, College of Charleston, 2004

### At Bats

2,360, Western Carolina, 1985  
 2,343, The Citadel, 2004  
 2,293, College of Charleston, 2010  
 2,292, College of Charleston, 2005  
 2,285, Georgia Southern, 2002  
 2,265, Western Carolina, 2003  
 2,256, Western Carolina, 1997  
 2,253, The Citadel, 2010  
 2,246, Western Carolina, 1992  
 2,242, Western Carolina, 2007

### Runs

627, College of Charleston, 2008  
 604, Elon, 2009  
 595, Georgia Southern, 2008  
 576, College of Charleston, 2010  
 565, Georgia Southern, 2009  
 560, Western Carolina, 1997  
 554, College of Charleston, 2009  
 553, College of Charleston, 2005  
 552, College of Charleston, 2007  
 545, Elon, 2008

### Hits

814, College of Charleston, 2005  
 792, Western Carolina, 1997  
 760, College of Charleston, 2004  
 760, College of Charleston, 2007  
 751, Georgia Southern, 2008  
 733, Georgia Southern, 2002  
 732, College of Charleston, 2010  
 728, Western Carolina, 1985  
 728, The Citadel, 2009  
 725, College of Charleston, 2006  
 725, Western Carolina, 2007

### Doubles

174, College of Charleston, 2005  
 168, Appalachian State, 2007  
 161, College of Charleston, 2008  
 160, College of Charleston, 2010  
 156, College of Charleston, 2009  
 155, Georgia Southern, 2000  
 154, Georgia Southern, 2008  
 151, College of Charleston, 2002  
 149, College of Charleston, 2007  
 148, Western Carolina, 2003  
 148, Western Carolina, 2007

### Triples

42, College of Charleston, 2002  
 36, East Tennessee State, 1981  
 35, East Tennessee State, 1979  
 33, East Tennessee State, 1982  
 31, The Citadel, 1996  
 29, The Citadel, 1981  
 29, Appalachian State, 1981  
 27, The Citadel, 1982  
 27, UNCG, 1999  
 27, College of Charleston, 2003

### Home Runs

138, Elon, 2009  
 130, College of Charleston, 2008  
 116, Western Carolina, 1988  
 114, Georgia Southern, 2008  
 110, College of Charleston, 2009  
 108, Wofford, 2007  
 105, College of Charleston, 2010  
 100, Western Carolina, 1997  
 92, College of Charleston, 2007  
 90, Appalachian State, 1986

### Grand Slams

7, Elon, 2009  
 6, Georgia Southern, 2008  
 6, Appalachian State, 2009  
 5, College of Charleston, 2009  
 5, College of Charleston, 2010  
 4, Davidson 1997  
 4, Davidson 1988  
 4, Elon, 2006  
 4, Georgia Southern, 2009  
 4, Western Carolina, 2009  
 4, Wofford, 2009  
 4, UNCG, 2010

### Runs Batted In

589, College of Charleston, 2008  
 558, Elon, 2009  
 543, Georgia Southern 2008  
 532, College of Charleston, 2010  
 517, College of Charleston, 2009  
 513, College of Charleston, 2007  
 505, Georgia Southern, 2009  
 495, College of Charleston, 2005  
 495, Elon, 2008  
 491, Western Carolina, 1997

### Total Bases

1,310, Elon, 2009  
 1,304, College of Charleston, 2008  
 1,269, Georgia Southern, 2008  
 1,237, College of Charleston, 2007  
 1,237, College of Charleston, 2010  
 1,224, College of Charleston, 2009  
 1,196, College of Charleston, 2005  
 1,171, Western Carolina, 1988  
 1,158, Western Carolina, 2007  
 1,131, Wofford, 2007

### Slugging Percentage

.607, College of Charleston, 2008  
 .596, Elon, 2009  
 .590, College of Charleston, 2009  
 .584, Georgia Southern, 2008  
 .570, College of Charleston, 2007  
 .559, Davidson, 1987  
 .539, College of Charleston, 2010  
 .523, Western Carolina, 1999  
 .523, East Tennessee State, 2005  
 .522, College of Charleston, 2005

### Walks

330, Elon, 2008  
 328, College of Charleston, 2008  
 326, Georgia Southern, 1997  
 326, Elon, 2009  
 325, Western Carolina, 1985  
 314, Col of Charleston, 2000  
 308, Georgia Southern, 1995  
 308, Elon, 2006  
 302, Georgia Southern, 2008  
 302, Elon, 2010

### Strikeouts

488, College of Charleston, 2012  
 479, College of Charleston, 2010  
 476, Davidson, 2011  
 469, Elon, 2009  
 466, The Citadel, 2004  
 460, Elon, 2012  
 453, Elon, 2010  
 451, Western Carolina, 2009  
 451, Davidson, 2010  
 447, Wofford, 2006

### Stolen Bases

198, The Citadel, 2000  
 155, Elon, 2008  
 153, Western Carolina, 1998  
 152, UNCG, 1999  
 151, Georgia Southern, 2002  
 148, The Citadel, 1999  
 146, The Citadel, 1982  
 146, UNCG, 1998  
 144, College of Charleston, 2000  
 143, The Citadel, 1996

### Hit by Pitch

122, College of Charleston, 2004  
 108, Elon, 2005  
 107, Georgia Southern, 2009  
 105, Elon, 2008  
 99, College of Charleston, 2005  
 98, College of Charleston, 2000  
 96, College of Charleston, 2007  
 94, Georgia Southern, 2003  
 93, Elon, 2010  
 93, Western Carolina, 2010

### Sacrifice Bunts

95, College of Charleston, 2006  
 94, College of Charleston, 2004  
 89, College of Charleston, 2005  
 89, UNCG, 2011  
 81, UNCG, 2012  
 77, The Citadel, 2004  
 72, College of Charleston, 2007  
 70, The Citadel, 2006  
 67, Furman, 2002  
 60, Georgia Southern, 2011

### Sacrifice Flies

43, College of Charleston, 2009  
 40, Elon, 2006  
 40, College of Charleston, 2011  
 38, UNCG, 2008  
 37, Georgia Southern, 2002  
 37, Georgia Southern, 2008  
 36, Elon, 2005  
 36, College of Charleston, 2007  
 36, College of Charleston, 2010  
 35, Georgia Southern, 2005  
 35, Elon, 2008  
 35, Georgia Southern, 2009

## TEAM SEASON PITCHING

### Earned Run Average

1.46, West Virginia, 1964  
1.46, VMI, 1970  
1.57, East Carolina, 1970  
1.66, The Citadel, 1970  
1.74, The Citadel, 1972  
1.84, West Virginia, 1966  
1.86, East Carolina, 1974  
1.91, The Citadel, 1969  
1.93, East Carolina, 1967  
1.94, William & Mary, 1970

### Opponents Batting Average

.238, College of Charleston, 2006  
.241, College of Charleston, 2012  
.242, Samford, 2011  
.247, VMI, 1995  
.249, Samford, 2012  
.252, The Citadel, 1998  
.255, Elon, 2011  
.256, UNCG, 2003  
.257, The Citadel, 2002  
.258, Georgia Southern, 2003

### Wins

48, College of Charleston, 2005  
47, College of Charleston, 2004  
46, The Citadel, 1990  
46, Georgia Southern, 1996  
46, College of Charleston, 2006  
45, Western Carolina, 1994  
45, Western Carolina, 1998  
45, Elon, 2006  
44, East Tennessee State, 1981  
44, Western Carolina, 1992  
44, Elon, 2008  
44, College of Charleston, 2010

### Losses

43, Appalachian State, 2004  
42, Appalachian State, 2005  
39, Marshall, 1997  
38, Davidson 1998  
38, Appalachian State, 1999  
38, Wofford, 2000  
38, Western Carolina, 2000  
38, Appalachian State, 2000  
38, Davidson, 2008  
38, Wofford, 2010

### Complete Games

29, East Tennessee State, 1980  
28, Davidson, 1975  
28, Appalachian State, 1982  
27, East Tennessee State, 1979  
27, Marshall, 1981  
27, Furman, 1992  
26, Western Carolina, 1984  
25, Chattanooga, 1981  
25, Furman, 1991  
23, William & Mary, 1976  
23, The Citadel, 1983

### Shutouts

11, The Citadel, 1978  
9, Richmond, 1972  
9, East Tennessee State, 1980  
9, Appalachian State, 1983  
9, The Citadel, 1992  
9, Georgia Southern, 1994  
8, The Citadel, 1979  
8, The Citadel, 1982  
7, The Citadel, 1971  
7, East Carolina, 1977  
7, Marshall, 1981  
7, Appalachian State, 1983  
7, The Citadel, 1991  
7, Elon, 2011

### Innings Pitched

600.2, The Citadel, 2004  
580.2, The Citadel, 2010  
575.1, College of Charleston, 2006  
570.1, Samford, 2012  
568.0, College of Charleston, 2005  
567.2, College of Charleston, 2010  
566.2, College of Charleston, 2004  
566.1, Western Carolina, 2003  
565.0, Western Carolina, 1985  
563.1, The Citadel, 1994  
563.1, Georgia Southern, 2002

### Walks

365, Western Carolina, 1985  
313, Wofford, 2000  
312, Wofford, 2009  
305, Appalachian State, 2004  
296, Wofford, 2007  
295, The Citadel, 1996  
295, Western Carolina, 2011  
294, Wofford, 2010  
293, Georgia Southern, 2001  
290, Elon, 2008

### Strikeouts

598, The Citadel, 1998  
591, Georgia Southern, 2003  
552, Georgia Southern, 2002  
543, Georgia Southern, 2001  
534, The Citadel, 1999  
531, College of Charleston, 2010  
522, College of Charleston, 2006  
509, College of Charleston, 2005  
506, Georgia Southern, 1995  
506, The Citadel, 2010

### Saves

24, Elon, 2009  
20, College of Charleston, 2007  
20, College of Charleston, 2011  
19, Appalachian State, 1981  
19, Georgia Southern, 1993  
19, College of Charleston, 2004  
19, College of Charleston, 2005  
19, The Citadel, 2006  
19, Elon, 2012  
18, College of Charleston, 2008  
18, Appalachian State, 2012

### Runs Allowed

527, Appalachian State, 2005  
524, Appalachian State, 1999  
522, VMI, 1981  
521, Wofford, 2007  
514, Wofford, 2010  
511, VMI, 1997  
509, Davidson, 2007  
506, Marshall, 1997  
486, Davidson 1997  
484, Davidson, 2008

### Highest Earned Run Average

12.02, VMI, 1981  
10.97, Marshall, 1997  
9.58, Marshall, 1996  
9.54, East Tennessee State, 1988  
9.36, Appalachian State, 1999  
9.11, VMI, 1997  
8.90, VMI, 1980  
8.85, Wofford, 2003  
8.79, Appalachian State, 1998

### Hit Batters

92, Western Carolina, 2009  
85, Davidson, 2007  
82, Davidson, 2008  
82, Western Carolina, 2008  
82, College of Charleston, 2011  
80, Wofford, 2007  
80, Georgia Southern, 2008  
80, Furman 2010  
77, Elon, 2009  
77, College of Charleston, 2010  
77, College of Charleston, 2012

## TEAM SEASON FIELDING

### Double Plays

68, Georgia Southern, 1992  
68, Furman, 2005  
66, Elon, 2010  
64, Wofford, 2000  
64, Wofford, 2007  
63, Georgia Southern, 1996  
61, College of Charleston, 1999  
61, Elon, 2009  
60, The Citadel, 1987  
60, The Citadel, 2004  
60, Georgia Southern, 2009

### Errors

138, Appalachian State, 2005  
135, Chattanooga, 1981  
130, Western Carolina, 1992  
127, The Citadel, 1994  
127, Georgia Southern, 1997  
125, VMI, 1981  
123, Georgia Southern, 1998  
122, VMI, 2000  
121, Davidson, 1982  
121, Western Carolina, 1995



## INDIVIDUAL GAME BATTING

**Most At-Bats:** 10, Aaron Attaway (WCU) vs. Elon, 2011; Ross Heffley (WCU) vs. Elon, 2011

**Most Hits:** 6, Tyler White (WCU) vs. Elon, 2011

**Most Runs:** 5, Nathan Dunn (ETSU) vs. VMI, 1992; David Groseclose (VMI) vs. Davidson, 1993; Ronny Marmol (COFC) vs. VMI, 1999; Brandon Waring (WOF) vs. College of Charleston, 2007; Jeremiah Parker (GSU) vs. UNCG, 2008; Shawn Payne (GSU) vs. Western Carolina, 2011

**Most Doubles:** 3, Dave Piela (WCU) vs. The Citadel, 1988; Scott McDaniel (APP) vs. Western Carolina, 1995; Phillip Coker (COFC) vs. UNCG, 2004; Brent Stephens (GSU) vs. East Tennessee State, 2005; Chase Austin (Elon) vs. Georgia Southern, 2007

**Most Triples:** 2, Matt Raleigh (WCU) vs. VMI, 1991; Jim Morrill (FUR) vs. The Citadel, 1996

**Most Home Runs:** 2, on 32 occasions: most recently, Brandon Miller (SAM) vs. Appalachian State, 2012

**Most Total Bases:** 11, Jim Eldridge (WCU) vs. Appalachian State, 1986; Brandon Hollier (FUR) vs. Appalachian State, 1997; Brandon Waring (WOF) vs. College of Charleston, 2007; Jeremiah Parker (GSU) vs. UNCG, 2008; Chase Austin (Elon) vs. Western Carolina, 2009; Kyle Blackburn (GSU) vs. Appalachian State, 2009

**Most Runs Batted In:** 6, John Parrott (VMI) vs. Davidson, 1987; Skip Nelloms (WCU) vs. Appalachian State, 1988; Johnny McCraw (APP) vs. Marshall, 1989; Brandon Waring (WOF) vs. College of Charleston, 2007; Greg Feltes (UNCG) vs. Georgia Southern, 2008; Chase Austin (Elon) vs. Western Carolina, 2009

**Most Stolen Bases:** 4, Josh Edgeworth (COFC) vs. Appalachian State, 2000

**Highest Batting Average:** 1.000 (5-for-5), John Connolly (WCU) vs. Davidson, 1994; Cory Harrilchak (Elon) vs. College of Charleston, 2008

**Most Walks:** 4, Anthony Jenkins (CIT) vs. Marshall, 1990; Rodney Hancock (CIT) vs. Georgia Southern, 1997; Alex Tolbert (WCU) vs. Furman, 1997; Griffin Benedict (GSU) vs. UNCG, 2007; Clay McCord (CofC) vs. Elon, 2008; Greg Blake (COFC) vs. Western Carolina, 2010; Blaine Bower (Elon) vs. College of Charleston, 2012

## INDIVIDUAL GAME PITCHING

**Most Innings Pitched:** 11.0, Rodney Lemonds (APP) vs. Georgia Southern, 2000

**Fewest Hits (min. 9 inn.):** 2, Billy Baker (CIT) vs. Marshall, 1990; Derek Cockrell (WCU) vs. VMI, 1993

**Most Strikeouts:** 20, Rodney Hancock (CIT) vs. Furman, 1999

**Fewest Walks (min. 9 inn.):** 0, Ken Britt (CIT) vs. Appalachian State, 1991; Phillip Grundy (WCU) vs. The Citadel, 1992; Julio Ayala (GSU) vs. Davidson, 1996; Mark DiFelice (WCU) vs. Furman, 1997; Brett Lewis (GSU) vs. College of Charleston, 2001; Matt Nunley (ETSU) vs. Furman, 2001; Ken Eggleton (CIT) vs. Davidson, 2004; David Whitehead (Elon) vs. The Citadel, 2012

**Most Consecutive Scoreless Innings:** 9, on 10 occasions, most recently, Chris Beck (GSU) vs. Samford, 2011

## INDIVIDUAL TOURNAMENT BATTING

**Most At-Bats:** 29, Chris Petersen (GSU), 1992

**Most Hits:** 14, Brandon Waring (WOF), 2007

**Most Runs:** 13, David Beckley (CIT), 1996; Cory Harrilchak (Elon), 2008

**Most Doubles:** 5, Joey Cox (WCU), 1991; Phillip Coker (COFC), 2004

**Most Triples:** 2, Matt Raleigh (WCU), 1991; Matt Wilson (GSU), 1993; Mike Tidick (WCU), 1994; Mark Hamlin (GSU), 1995; Franco Martin (VMI), 1995; Jim Reynolds (MAR), 1995; Mark Hamlin (GSU), 1996; Brian Joyce (DAV), 1997; Josh Edgeworth (COFC), 2000; Chris Behne (APP), 2000; Chad Hall (GSU), 2002; Drew Davis (Elon), 2004; Michael Kohn (COFC), 2007; Zeth Stone (SAM), 2012

**Most Home Runs:** 5, Brandon Waring (WOF), 2007

**Most Total Bases:** 31, Brandon Waring (WOF), 2007

**Most Runs Batted In:** 16, Brandon Waring (WOF), 2007

**Highest Batting Average (Min. 10 AB):** .714 (10-for-14), A.J. Zickgraf (GSU), 2003; .688 (11-for-16), Craig Caudill (FUR), 2002

**Most Stolen Bases:** 6, Josh Edgeworth (COFC), 2000; Chris Morris (CIT), 2000

**Most Walks:** 8, Dan McDonnell (CIT), 1990; Antoine Moran (GSU), 1997; Greg Blake (CofC), 2010

## INDIVIDUAL TOURNAMENT PITCHING

**Most Appearances:** 5, Doug Udzilla (WCU), 1990; David Noyce (FUR), 1997; Ted Toler (UNCG), 1998; Taft Cable (UNCG), 2001; Justin Smith (CIT), 2007; Raymond Copenhagen (CIT), 2007

**Most Wins:** 3, Jason Beverlin (WCU), 1993

**Most Innings Pitched:** 18.2, Jim Carragher (GSU), 1992

**Lowest Earned Run Average (min. 9 inn.):** 0.00, Brian Rogers (CIT), 1998 (13.0 IP); Rodney Lemonds (APP), 2000 (11.0 IP); Ryan Basner (WCU), 2003 (10 IP); Andy Rickman (WCU), 1985 (9.1 IP); Jay Reames (CIT), 1996 (9.0 IP); Scooter Michael (UNCG), 2002 (9.0 IP); Ryan Johnson (COFC), 2002 (9.0 IP); Jeff Stovall (FUR), 2002 (9.0 IP); Tom Mastny (FUR), 2003 (9.0 IP); Chris Mason (UNCG), 2003 (9.0 IP); Jimmy Reyes (Elon), 2010 (9.0 IP); Seth Grant (APP), 2011 (9.0 IP)

**Fewest Hits (min. 9 inn.):** 3, Dallas Rhinehart (ETSU), 1992 (9.0 IP); Brian Rogers (CIT), 1998 (13.0 IP); Robbie Huffstetler (APP), 2001 (9.0 IP)

**Most Strikeouts:** 22, Chris Beck (GSU), 2011

**Fewest Walks (min. 9 inn.):** 0, Brad Josey (WCU), 2004 (10.2 IP); Ken Eggleton (CIT), 2004 (9.0 IP); Jeff Stovall (FUR), 2002 (9.0 IP); Ben Hagar (APP), 2001 (9.0 IP); Mark DiFelice (WCU), 1997 (9.0 IP); Julio Ayala (GSU), 1996; Phillip Grundy (WCU), 1992; Ken Britt (CIT), 1991

**Most Consecutive Scoreless Innings:** 13.0, Brian Rogers (CIT), 1998; Wes Wrenn (CIT), 2007

**Most Saves:** 4, Nick Hollstegge (FUR), 2005

## TEAM GAME BATTING

**Most At-Bats:** 78, Western Carolina vs. Elon, 2011 (20 inn.)

**Most Hits:** 24, Western Carolina vs. The Citadel, 1988

**Most Hits by a Losing Team:** 18, VMI vs. The Citadel, 1989

**Most Runs:** 22, Western Carolina vs. The Citadel, 1988

**Most Runs by a Losing Team:** 17, Appalachian State vs. Western Carolina, 1986

**Most Doubles:** 8, Georgia Southern vs. Western Carolina, 2003

**Most Triples:** 3, Western Carolina vs. VMI, 1991; Georgia Southern vs. Davidson, 1993; Davidson vs. The Citadel, 1997

**Most Home Runs:** 7, Western Carolina vs. The Citadel, 1988

**Most Total Bases:** 54, Western Carolina vs. The Citadel, 1988

**Most RBIs:** 21, Western Carolina vs. The Citadel, 1988; Georgia Southern vs. UNC Greensboro, 2008; Elon vs. Wofford, 2008

**Highest Batting Average:** .500 (21-42), Georgia Southern vs. UNCG, 2008

**Most Stolen Bases:** 7, UNCG vs. Furman, 2002; The Citadel vs. Furman, 2010

**Most Walks:** 13, East Tennessee State vs. Appalachian State, 1986

**Most Left on Base:** 20, Western Carolina vs. Elon, 2011 (20 inn.)

## TEAM GAME PITCHING

**Most Innings Pitched:** 20, Elon; Western Carolina, 2011

**Most Strikeouts:** 20, The Citadel vs. Furman, 1999; Western Carolina vs. Elon, 2011

**Most Consecutive Scoreless Innings:** 9, on 11 occasions. Most recently by Samford vs. Western Carolina, 2012

**Fewest Hits:** 1, The Citadel vs. VMI, 1994; Georgia Southern vs. Furman, 2000

## TEAM TOURNAMENT BATTING

**Most At-Bats:** 228, Georgia Southern, 1992

**Most Hits:** 72, The Citadel, 2004; Furman, 1997

**Most Runs:** 66, Elon, 2008

**Most Doubles:** 17, Western Carolina, 1991

**Most Triples:** 5, Georgia Southern, 1993; Georgia Southern, 1995

**Most Home Runs:** 14, Western Carolina, 1988

**Most Total Bases:** 114, Georgia Southern, 1992; Elon, 2008

**Most RBIs:** 64, Elon, 2008

**Highest Batting Average:** .423 (71-168), Elon, 2008

**Most Stolen Bases:** 18, The Citadel, 1996

**Most Walks:** 29, UNCG, 2002; 27, Western Carolina, 1985

## TEAM TOURNAMENT PITCHING

**Best Earned Run Average:** 0.75, The Citadel, 1998 (3 ER/36.0 inn)

**Fewest Runs Allowed:** 3, The Citadel, 1998

**Most Complete Games:** 5, The Citadel, 2004

**Most Strikeouts:** 58, The Citadel, 1999

**Most Consecutive Scoreless Innings:** 29.2, Western Carolina, 2003; 29.1, The Citadel, 1998

**Most Saves:** 4, Furman, 2005

**Most Shutouts Pitched:** 3, Western Carolina, 2003; 2, The Citadel, 1998

## TOURNAMENT GAME - TWO TEAMS

**Most Runs:** 35, Western Carolina vs. Appalachian State, 1986

**Most Hits:** 39, College of Charleston vs. Elon, 2012

**Fewest Runs:** 1, East Tennessee State vs. Appalachian State, 1992; Western Carolina vs. Georgia Southern, 2003; Elon vs. Samford, 2010; Georgia Southern vs. Samford, 2011

**Fewest Hits:** 7, Georgia Southern vs. Western Carolina, 2003; Georgia Southern vs. Samford, 2011

**Most Doubles:** 10, Davidson vs. VMI, 1987; Western Carolina vs. The Citadel, 1988; Appalachian State vs. Western Carolina, 1995; Georgia Southern vs. Western Carolina, 2003

**Most Triples:** 3, Western Carolina vs. VMI, 1991; Georgia Southern vs. Davidson, 1993; The Citadel vs. Furman, 1996; Davidson vs. The Citadel, 1997; College of Charleston vs. UNCG, 2000

**Most Home Runs:** 9, Appalachian State vs. Davidson, 1987

## MISCELLANEOUS GAME

**Longest Game:** 20 innings, Western Carolina vs. Elon, 2011

**Most Runs Scored-One Inning:** 15, Elon vs. Wofford, 2008

**Largest Margin of Victory:** 17, East Tennessee St. (20) vs. VMI (3), 1992; Georgia Southern (19) vs. Elon (2), 2012

**Largest Deficit Overcome for Victory:** 9 runs, Western Carolina vs. Appalachian State, 1993

**Largest Deficit Overcome in 9th Inning for Victory:** 3 runs, Furman vs. Western Carolina, 1991; Furman vs. Georgia Southern, 1998; The Citadel vs. Elon, 2010

**Most Double Plays Turned:** 5, Appalachian State vs. Western Carolina, 1984; VMI vs. Georgia Southern, 1993; College of Charleston vs. Elon, 2011; UNCG vs. Furman, 2011

**Most Triple Plays:** 1, Marshall vs. Furman, 1990; UNCG vs. Appalachian State, 2007

## MISCELLANEOUS TOURNAMENT

**Most Double Plays:** 10, Appalachian St., 1984; Georgia Southern, 1992

**Most Triple Plays:** 1, Marshall, 1990; UNCG, 2007

**Most Extra Inning Games:** 4, 2010



## INDIVIDUAL BATTING

*\*If year is not listed, no record exists.*

### BATTING AVERAGE

1957	Jim West, DAV	.459
1958	Henzes, GWU (NCAA)	.417
1959	Marsh, CIT	.405
1960	Henry Mura, CIT	.478
1961	Buchanan, CIT (NCAA)	.429
1962	Mel Rideout, UR	.458
1963	Bobby Stewart, UR	.421
1964	Bill Marovic, WVU	.404
1965	Pete Britton, UR	.411
1966	Tim Hill, GWU	.470
1967	Richard Narron, ECU	.429
1968	Gordon Slade, DAV	.429
1969	B. Holland, CIT	.413
1970	Tom Bondurant, UR	.356
1971	N. Eichelberger, FUR	.389
1972	R. Dunnavant, UR; George Weicker, DAV	.337
1973	R. Brewer, VMI	.408
1974	Steve Becker, W&M	.421
1975	George Weicker, DAV (NCAA)	.448
1976	Richard Wieters, CIT	.417
1977	Keith Ebersole, WCU	.423
1978	Joey Moffitt, APP	.450
1979	Randy Ingle, APP	.477
1980	Greg Hill, MAR	.438
1981	Robbie Peele, APP	.423
1982	Bill White, CIT	.474
1983	Greg Hill, MAR	.436
1984	Tony Welborn, APP	.416
1985	Billy Masse, DAV	.430
1986	Greg Weddle, VMI	.446
1987	Clint Fairey, WCU	.405
1988	Darron Healey, APP	.462
1989	Jason Nixon, MAR	.427
1990	Grant Brittain, WCU	.444
1991	Kevin Bellomo, WCU	.435
1992	Willando Ficklin, GSU	.401
1993	Mike Hooks, ETSU	.398
1994	Matt Wilson, GSU	.376
1995	Jody Henson, WCU	.401
1996	Alex Tolbert, WCU	.424
1997	Jeremy Bruce, WCU	.401
1998	Mike Berrier, APP	.381
1999	Charles Thomas, WCU	.406
2000	Matt Easterday, GSU	.440
2001	Scott Henley, GSU	.398
2002	Brett Spivey, CofC	.423
2003	Ryan Gordon, UNCG	.416
2004	Caleb Moore, ETSU	.455
2005	Jay Heafner, DAV	.448
2006	Jermaine Mitchell, UNCG	.397
2007	Brandon Waring, WOF	.401
2008	Chris Shehan, GSU	.438
2009	Joey Bergman, CofC	.452
2010	Wes Hobson, APP	.404
2011	Ross Heffley, WCU	.419
2012	Eric Phillips, GSU	.391

### HOME RUNS

1957	Junior Duff, W&M	6
1960	Dick Jones, CIT	7
1962	Brendle, CIT, Shaver, WVU	4
1963	Jim Procopio, WVU; Larry Lawson, VPI	5
1964	Dick Snyder, DAV	5
1965	Tom Porter, CIT; Phil King, FUR; Chuck Albertson, W&M	3
1966	Wayne Britton, ECU	4
1967	Andy Hancock, FUR	4

### RUNS BATTED IN

1968	John Medlin, W&M; Jimmy Snyder, ECU	8	1960	Phil Chewning, FUR	27
1969	C. Anderson, ECU	4	1962	Bill Whaley, CIT	27
1970	Jerry Martin, FUR	4	1963	Jim Procopio, WVU	36
1971	Neil Eichelberger, FUR	8	1964	Rick Smyre, DAV	26
1972	Don Legee, FUR; L. Keenan, UR	4	1965	Tom Porter, CIT	20
1973	S. Arrington, CIT	6	1966	Hinnant, DAV	26
1974	Ron Staggs, ECU; S. Anspaugh, APP	7	1967	Jim Snyder, EDU	25
1975	George Weicker, DAV	10	1968	John Medlin, W&M	32
1976	Randy Howell, FUR	9 or 11	1969	E. Spink, GWU	24
1977	Ronnie Brower, APP	12	1970	Jerry Martin, FUR	25
1978	Ronnie Brower, APP	12	1971	N. Eichelberger, FUR; M. Aldridge, ECU	32
1979	John Baker, UTC	15	1972	J. Steckroth, W&M	24
1980	Greg Robinette, ETSU	10	1973	S. Arrington, CIT	28
1981	Mike Nipper, ETSU	17	1974	S. Anspaugh, APP	31
1982	Pete Camelo, APP	16	1975	George Weicker, DAV	44
1983	Mike Nipper, ETSU	21	1976	Randy Ingram, APP	37
1984	Rock Hurst, FUR	13	1977	Keith Ebersole, WCU (NCAA ldr)	48
1985	Greg Weddle, VMI	16	1978	Ronnie Brower, APP	53
1986	Andre Crawford, APP	16	1979	John Baker, UTC	43
1987	Clint Fairey, WCU	19	1980	Greg Robinette, ETSU	53
1988	Clint Fairey, WCU	25	1981	Bryan Snyder, FUR	67
1989	Mark Poarch, WCU; Clint Fairey, WCU	14	1982	Bill White, CIT	78
1990	Grant Brittain, WCU	20	1983	Mike Nipper, ETSU	61
1991	Matt Raleigh, WCU	19	1984	Tony Welborn	52
1992	Matt Raleigh, WCU	25	1985	Alan Lewis, DAV	61
1993	Todd Greene, GSU	20	1986	Mike Carson, WCU	68 or 72
1994	Mike Tidick, WCU	15	1987	Skip Nelloms, WCU	70
1995	Alex Tolbert, WCU	20	1988	Skip Nelloms, WCU	69
1996	Tommy Peterman, GSU	26	1989	Garrett Hinshaw, APP	53
1997	Alex Tolbert, WCU	19	1990	Anthony Jenkins, CIT	68
1998	Philip Hartig, CIT	17	1991	Todd Raleigh, WCU	78
1999	Steve Harris, WCU	26	1992	Matt Raleigh, WCU	73
2000	Scott Henley, GSU	17	1993	Phillip Grundy, WCU; Chris Lemonis, CIT	66
2001	Nathan Copeland, ETSU; Donovan Minero, WCU	17	1994	Mike Tidick, WCU	58
2002	Lee Curtis, CofC; Donovan Minero, WCU	15	1995	Steve Wilson, GSU	61
2003	Alan Beck, WCU	18	1996	Tommy Peterman, GSU	82
2004	Jared Greenwood, WCU	21	1997	Steve Walson, GSU	77
2005	Chris Campbell, CofC; Caleb Moore, ETSU	15	1998	Chris Moore, CofC	66
2006	Steven Strausbaugh, WCU	17	1999	Chris Moore, WCU	84
2007	Brandon Waring, WOF	27	2000	Philip Hartig, CIT	86
2008	Michael Harrington, CofC	26	2001	Scott Henley, GSU	84
2009	Chase Austin, Elon	23	2002	Matt Herring, GSU	77
2010	Matt Leeds, CofC	21	2003	Alan Beck, WCU	71
2011	Victor Roache, GSU (NCAA)	30	2004	Chip Cannon, CIT; Greg Dowling, GSU	66
2012	Brandon Miller, SAM (NCAA)	23	2005	Chris Campbell, CofC	87



Georgia Southern's Victor Roache set a SoCon record with 30 home runs in 2011.

2006	Steven Stausbaugh, WCU
2007	Kenny Smith, WCU
2008	Jeremie Tice, CofC
2009	Chase Austin, Elon
2010	Matt Leeds, CofC
2011	Victor Roache, GSU
2012	Daniel Kassouf, APP

## SLUGGING PERCENTAGE

1957	Hart, DAV	.578
1958	Kuhn, VT (NCAA)	.657
1959	Herman, GWU	.712
1960	Gatti, GWU	.736
1964	Hill, GWU	.725
1968	Jimmy Snyder, ECU	.685
1971	Neil Eichelberger, FUR	.713
1975	George Weicker, DAV (NCAA)	.810
1977	Keith Ebersole, WCU, 1977	.721
1981	Mel Kinsey, WCU	.867
1984	Rock Hurst, FUR	.727
1985	Billy Masse, DAV	.741
1987	Dave Turgeon, DAV	.786
1989	Jason Nixon, MAR	.827
1990	Grant Brittain, WCU	.861
1991	Matt Raleigh, WCU	.776
1992	Matt Raleigh, WCU	.773
1993	Tim Kerns, DAV	.763
1996	Tommy Peterman, GSU	.760
1998	Stephen Crater, APP	.737
1999	Chris Moore, WCU	.744
2000	Matt Easterday, GSU	.770
2001	Nathan Copeland, ETSU	.743
2002	Lee Curtis, CofC	.738
2003	Lee Curtis, CofC	.747
2004	Caleb Moore, ETSU	.752
2005	Caleb Moore, ETSU	.705
2006	Steven Stausbaugh, WCU	.675
2007	Brandon Waring, WOF	.851
2008	Jeremie Tice, CofC	.838
2009	Pat Irvine, Elon	.789
2010	Mac Doyle, WOF	.755
2011	Victor Roache, GSU	.778
2012	Brandon Miller, SAM	.650

## ON-BASE PERCENTAGE

2002	Brett Spivey, CofC	.488
2003	Ryan Gordon, UNCG	.473
2004	Chip Cannon, CIT	.514
2005	Jay Heafner, DAV	.533
2006	Greg Dowling, GSU	.511
2007	Brandon Waring, WOF	.518
2008	Chris Shehan, GSU	.557
2009	Joey Bergman, CofC	.551
2010	Rob Kral, CofC	.482
2011	Ross Heffley, WCU	.483
2012	Marty Gantt, CofC	.483

## DOUBLES

1960	Shelly Sutton, FUR	11
1962	Sam Pickens, FU; Joe Hatalla, WVU	8
1963	Steve Berzansky, WVU	11
1964	Bill Marovic, WCU	10
1965	Dick Snyder, DAV; Robin Porter, VMI	7
1966	Rodriguez, ECU	8
1967	Chuck Albertson, W&M; Jim Rama, W&M	7
1968	Gary Laney, FUR	9
1969	C. Anderson, ECU; E. Spink, GWU	8
1970	Neil Eichelberger, FUR	10
1971	M. Aldridge, ECU	10
1972	George Weicker, DAV	9
1973	M. Kaufman, FUR; Mark Bond, FUR	7
1974	S. Anspaugh, APP	9

1975	Paul Martin, CIT (NCAA)	13
1976	Ed Willingham, DAV	11
1977	Sonny Wooten, ECU	14
1978	Fred Brown, WCU	14
1979	Gary Robinette, ETSU	12
1980	Willie Carpenter, WCU	18
1981	Mark Velazquez, ETSU	16
1982	Todd Sager, MAR	16
1983	Ron Vincent, APP	16
1985	Mike Carson, WCU	20
1986	Alan Lewis, DAV	17
1987	Freddie Hailey, WCU	21
1988	Roy Vilardi, DAV	19
1989	Steve Hollins, APP	18
1990	Rodney Tesh, WCU	20
1991	Mark Page, ETSU; Joey Cox, WCU	18
1992	Joey Cox, WCU	21
1993	Chris Lemonis, CIT; Mike Tidick, WCU	19
1994	Brett Boretti, DAV; Roy Hurst, WCU	20
1995	Tyson Whitley, GSU	25
1996	Alex Tolbert, WCU	25
1997	Ryan Butler, CIT	22
1998	Aaron Haigler, CIT	25
1999	Jody Pollock, GSU; Dustin Langley, GSU; Philip Hartig, CIT; Stewart Sloan, DAV	20
2000	Dustin Langley, GSU	26
2001	Andy Baxter, ETSU	25
2002	Jason Sarvis, UNCG	24
2003	Rod Goldston, WCU; Lee Curtis, CofC	26
2004	Caleb Moore, ETSU	31
2005	D.J. Wabick, CofC	27
2006	Case Cassidy, FUR	23
2007	David Rubinstein, APP	30
2008	Brandon Sizemore, CofC	24
2009	Joey Bergman, CofC	25
2010	Cole Rakar, CofC	26
2011	Saxon Butler, SAM	26
2012	Eric Phillips, GSU	24

## TRIPLES

1959	Don Herman, GWU	8
1960	Clary, CIT; Paul Popovich, WVU	4
1962	Jim Procopio, WVU; Bill Whaley, CIT (NCAA)	4
1963	Jim Procopio, WVU	6
1964	Tim Hill, GWU	6
1965	Dick Snyder, DAV	4
1966	Owen, DAV	5
1967	Randy Glesenkamp, W&M	5
1968	Driscoll, W&M	4
1969	N. Scherer, GWU	4
1970	Hooker, W&M; Hank Bunnell, GWU	5
1971	B. Barnhill, DAV	5
1972	R. Ferry, CIT; R. Dunnavant, UR; L. Keenan, UR	3
1974	Richard Weiters, CIT; B. Daly, UR; B. Dziabul, APP	4
1975	Steve Becker, W&M (NCAA)	6
1976	Randy Ingram, APP	6
1977	Randy Howell, FUR; Rick Martin, APP	5
1978	Ron Mayfield, UTC	6
1979	Dave Cardwell, ETSU	10
1980	Bob Roma, FUR	5
1981	Kip Hagwood, CIT	7
1982	Marcos Velazquez, ETSU	10
1983	Robbie Peele, APP; Tom Sams APP	5
1984	Freddie Hailey, WCU	6
1985	Jim Eldredge, WCU	4
1986	Lee Glaze, CIT; Ron Huntington, WCU	4
1987	Rob Morrison, MAR; Lawrence Sluder, APP; David Turgeon, DAV	3
1988	Billy Baker, CIT	6
1989	Garrett Hinshaw, APP; Anthony Jenkins, CIT; Buddy Ward, CIT	4
1990	Todd Raleigh, WCU; Phillip Tobin, CIT;	



**New York Yankees outfielder Brett Gardner (College of Charleston) was twice the SoCon leader in triples and stolen bases, and the speedster set a conference mark with 85 runs and 122 hits in 2005.**

	Anthony Jenkins, CIT	4
1991	Rychlik, CIT; Matt Raleigh, WCU	5
1992	Vic Correll, CIT	6
1993	Ronnie Wagner, FUR; Louie Napoleon, VMI	4
1994	Louie Napoleon, VMI	7
1995	Scott McDaniel, APP	6
1996	Mark Hamlin, GSU	6
1997	Luke Goodwin, DAV	7
1998	Shane Sigmon, APP	6
1999	Billy Colome, CofC; Tracy Biggs, WCU	7
2001	Adam Etherington, FUR	6
2001	Adam Etherington, FUR	6
2002	Lee Curtis, CofC	9
2003	Lee Curtis, CofC	11
2004	Brett Gardner, CofC	9
2005	Evan Erickson, Elon; Brett Gardner, CofC; Shane Byrne, ETSU	5
2006	Chris Swauger, CIT	10
2007	Chris Dove, Elon; Chris Campbell, CofC	8
2008	Cover Overholtzer, UNCG; Chris Dove, Elon; Jason Rook, APP	6
2009	Isaac Harrow, APP; Corey Overholtzer, UNCG	6
2010	Mac Doyle, WOF	6
2011	Mac Doyle, WOF	7
2012	Daniel Aldrich, CofC	7

## HITS

1960	Paul Popovich, WVU	43
1962	Joe Hatalla, WVU	39
1963	Steve Berzansky, WVU	41
1964	Bill Marovic, WVU	44
1965	Jim Hyder, DAV	40
1966	Jim Hyder, DAV	35
1967	Chuck Albertson, W&M	40
1968	Gordon Slade, DAV	42
1969	R. Richardson, W&M	41
1970	Sam Perlozzo, GWU; Hank Bunnell, GWU; Mike Ross, CIT	33
1971	B. Barnhill, DAV	44
1975	George Weicker, DAV	52
1976	Russell Lee, FUR	46
1977	Everette Smith, FUR	56
1978	John Baker, UTC	61
1979	Gary Robinette, ETSU	61
1986	Lee Glaze, CIT	88
1987	Keith LeClair, WCU	87
1988	Keith LeClair, WCU	101
1989	Clint Fairey, WCU	69



# YEARLY STATISTICAL LEADERS



1990	Anthony Jenkins, CIT
1991	Kevin Bellomo, WCU
1992	Rodney Hennon, WCU
1993	Rodney Hennon, WCU
1994	Roy Hurst, WCU
1995	Tyson Whitley, GSU
1996	Tommy Peterman, GSU
1997	Jeremy Bruce, WCU
1998	Terrence Smalls, CIT
1999	Eric Johnson, WCU
2000	Matt Easterday, GSU
2001	Scott Henley, GSU
2002	Lee Curtis, CofC
2003	Ryan Gordon, UNCG
2004	Byron Barber, CofC
2005	Brett Gardner, CofC
2006	Jermaine Mitchell, UNCG
2007	Chris Campbell, CofC
2008	Chris Shehan, GSU
2009	Sonny Meade, CIT
2010	Cole Rakar, CofC
2011	Eric Phillips, GSU
2012	Eric Phillips, GSU

## TOTAL BASES

1971	Eichelberger, FUR	77
1975	George Weicker, DAV	94
1977	Everette Smith, FUR	97
1978	John Baker, UTC	101
1979	Dave Cardwell, ETSU	106
1986	Mike Carson, WCU	123
1987	Clint Fairey, WCU	146
1988	Keith LeClair, WCU	179
1989	Clint Fairey, WCU	125
1990	Anthony Jenkins, CIT	161
1991	Matt Raleigh, WCU	173
1992	Matt Raleigh, WCU	177
1993	Todd Greene, GSU	152
1994	Mike Tidick, WCU	154
1995	Steve Wilson, GSU	146
1996	Tommy Peterman, GSU	187
1997	Jerry Simmons, CIT	147
1998	Philip Hartig, CIT	143
1999	Philip Hartig, CIT	171
2000	Matt Easterday, GSU	187
2001	Philip Hartig, CIT	166
2002	Lee Curtis, CofC	166
2003	Lee Curtis, CofC	174
2004	Jared Greenwood, WCU	160
2005	Chris Campbell, CofC	168
2006	Chris Swauger, CIT	147
2007	Brandon Waring, WOF; Kenny Smith, WCU	189
2008	Jeremie Tice, CofC	192
2009	Chase Austin, Elon	178
2010	Matt Leeds, CofC	167
2011	Victor Roache, GSU	179
2012	Brandon Miller, SAM	160

## RUNS

1960	Dick Jones, CIT	30
1962	Sam Pickens, FUR	28
1963	Bill Marovic, WVU	40
1964	Bill Marovic, WVU	34
1965	Jim Hyder, DAV	23
1966	Mullan, GWU	26
1967	Chuck Albertson, W&M; Chuck Guth, WVU	27
1968	Mike Ross, CIT	27
1969	R. Richardson, W&M	41
1977	David Ball, WCU	46
1978	Wayne Tolleson, WCU	46
1979	Dave Cardwell, ETSU	47
1980	Gary Robinette, ETSU	36

89	1981	Marcos Velazquez, ETSU
101	1982	Mike Knox, CIT
92	1983	Tony Martin, ETSU
87	1984	David Hyatt, WCU
89	1985	Lawrence Sluder, APP
86	1986	Ed Dubiel, APP
94	1987	Billy Masse, DAV
99	1988	Keith LeClair, WCU
90	1989	Steve Hollins, APP
100	1990	Anthony Jenkins, WCU
107	1991	Kevin Bellomo, WCU
99	1992	Matt Raleigh, WCU
92	1993	Rodney Hennon, WCU
96	1994	Mike Tidick, WCU
107	1995	Tyson Whitley, GSU
122	1996	Tommy Peterman, GSU
93	1997	Jeremy Bruce, WCU
102	1998	Martin Barrow, WCU
98	1999	Eric Johnson, WCU
104	2000	Chris Morris, CIT
102	2001	Doug Schutt, UNCG
98	2002	Chris Walker, GSU
93	2003	Alan Beck, WCU
	2004	Phillip Coker, CofC
	2005	Brett Gardner, CofC
	2006	Barrett Shaft, WCU
	2007	Oliver Marmol, CofC
	2008	Chris Shehan, GSU
	2009	Joey Bergman, CofC
	2010	Cole Rakar, CofC
	2011	Shawn Payne, GSU
	2012	Marty Gantt, CofC

## STOLEN BASES

1960	Gaines Mason, FUR	17
1962	Larry Hitchcock, CIT; Jim Procopio, WVU	13
1963	Bill Marovic, WVU	27
1964	Bill Marovic, WVU	27
1965	Bill Marovic, WVU	20
1966	Parke, WVU	15
1967	Joe Lalli, GWU (NCAA)	21
1968	Rama, W&M	16
1974	Mike Ramsey, APP	34



*Jared Greenwood was one of four Western Carolina sluggers to lead the SoCon in home runs between 2001-06 when he hit 21 in 2004.*

71	1975	Schwartzman, W&M (NCAA)	27
66	1976	Rick Schwartzmen, W&M	26
47	1977	Wayne Tolleson, WCU	26
40	1978	Wayne Tolleson, WCU	29
58	1979	John Porter, DAV	15
60	1982	Mike Knox, CIT	39
64	1984	Eddy Hallemann, FUR	19
65	1985	Tim Jones, CIT	46
56	1986	Eddy Hallemann, FUR	35
70	1987	Gary Sibayan, VMI	24
77	1988	Gary Sibayan, VMI	26
77	1989	Billy Swails, CIT	17
65	1990	Dan McDonnell, CIT	38
62	1991	Dan McDonnell, CIT	30
57	1992	Vic Correll, CIT; Dan McDonnell, CIT	27
66	1993	Will Shellman, APP	29
82	1994	David Beckley, CIT	39
72	1995	David Groseclose, VMI	33
83	1996	Antoine Moran, GSU	50
81	1997	Terrence Smalls, CIT	33
67	1998	Terrence Smalls, CIT	49
79	1999	Chris Morris, CIT	52
68	2000	Chris Morris, CIT	84
75	2001	Chris Walker, GSU	41
85	2002	Chris Walker, GSU	48
68	2003	Brett Gardner, CofC	28
84	2004	Byron Barber, CofC	25
84	2005	Brett Gardner, CofC	38
88	2006	Phillip Coker, CofC	36
76	2007	Chris Dove, Elon	31
70	2008	Chris Dove, Elon	38
68	2009	Trevor Collias, WCU	30
	2010	Shawn Payne, GSU	43
	2011	Shawn Payne, GSU	33
	2012	Hector Crespo, APP	30

## BASES ON BALLS

1960	Harold Honeycutt, VT	23
1983	Mel Kinsey, WCU	55
1985	Ken Vickery, CIT	52
1990	Dan McDonnell, CIT	62
1991	Dan McDonnell, CIT	53
1992	Dan McDonnell, CIT	63
1993	Todd Greene, GSU	44
1994	Franco Martin, VMI	44
1995	Sy Jones, GSU	59
1996	Bo Betchman, CIT; Sy Jones, GSU	49
1997	Alex Tolbert, WCU	59
1998	Chris Moore, WCU	62
1999	Chris Morris, CIT	57
2000	Shane Schumaker, UNCG; Chris Morris, CIT	47
2001	Shane Schumaker, UNCG	43
2002	Strat Stavrou, WOFF	41
2003	Alan Beck, WCU	47
2004	Chip Cannon, CIT	71
2005	Jared Greenwood, WCU	54
2006	Greg Dowling, GSU	53
2007	Blake Murphy, WCU	52
2008	Ricky Orton, UNCG	61
2009	Chris McGuinness, CIT	65
2010	Rob Kral, CofC	58
2011	Rob Kral, CofC	61
2012	Marty Gantt, CofC; Hector Crespo, APP	45

## HIT BY PITCH

2002	Brett Anderson, CofC	20
2003	James Payne, GSU	23
2004	Byron Barber, CofC	24
2005	Gary Morris, Elon	32
2006	Tim Hallam, WCU	19
2007	Graham Maiden, CofC	29
2008	Bennett Davis, Elon	22

2009	Griffin Benedict, GSU	24
2010	Chris Barker, UNCG	26
2011	Trevor Edwards, UNCG	18
2012	Tyler Zupcic, APP; Scooter Williams, GSU	14

## INDIVIDUAL PITCHING

### WINS

1952	Moe Bauer, WF	11
1959	Dennis Hill, GWU; Paul Chuma, WVU	8
1960	Dick Almes, CIT	8
1962	Tom Shafer, WVU	9
1963	John Radosevich, WVU	8
1964	John Radosevich, WVU	9
1965	John Radosevich, WVU	8
1966	Jerry Meadows, WVU	9
1967	Jay Newton, W&M; Mike Moschel, WVU; Dick Balderson, UR	7
1968	Hank Bunnell, GWU	9
1969	Hank Bunnell, GWU	6
1970	Hank Bunnell, GWU	9
1971	John Katona, FUR; Doug Pounder, CIT	10
1972	John Katona, FUR	8
1973	T. Toms, ECU; S. Anspaugh, APP	7
1974	R. Martin, UR, J. Blankenship, APP	7
1975	Hank Welch, CIT; Joel Tew, DAV	8
1976	Mickey Britt, ECU	10
1977	Jerry Reed, WCU	10
1978	Mike Pendleton, CIT	9
1979	Frank Galloway, CIT	9
1980	Jeff Andrews, ETSU	11
1981	Joe Graves, ETSU	11
1982	Phil Pierce, ETSU	10
1983	Mike Cherry, CIT	12
1984	Pete Hardee, APP	12
1985	Scott Gay, WCU	12
1986	Keith Smith, WCU	10
1987	Steve Condon, DAV	9
1988	Greg Wilcox, DAV	11
1989	Pete Palmer, APP	8
1990	Jack Kimel, WCU	11
1991	Will Ertel, FUR	12
1992	Jack Kimel, WCU	10
1993	Jason Beverlin, WCU	12
1994	Jason Beverlin, WCU	11
1995	William Rushing, GSU; Chris Pollard, DAV	11
1996	Julio Ayala, GSU	15
1997	Mark DiFelice, WCU	10
1998	Mark DiFelice, WCU	11
1999	Matt Baber, ETSU	12
2000	David Ray, GSU	12
2001	Brett Lewis, GSU	9
2002	Scooter Michael, UNCG	12
2003	Tom Mastny, FUR; Jarrett Santos, UNCG	11
2004	Ryan Johnson, CofC; Jonathan Ellis, CIT	12
2005	Jeremy Hall, ETSU	10
2006	Nick Chigges, CofC	11
2007	Nick Chigges, CofC; Ben Austin, WOF	11
2008	Steven Hensley, Elon	10
2009	Chris Mederos, GSU	11
2010	Asher Wojciechowski, CIT	12
2011	Josh Renfro, CofC; Chris Beck, GSU; Josh Adams, GSU	9
2012	Josh Martin, SAM	12

### EARNED RUN AVERAGE

1957	Fox, CIT	1.44
1958	Chuma, WVU (NCAA)	1.50
1960	Jim Carter, WVU	1.07
1962	Tom Shafer, WVU	1.52
1963	Joe Jeran, WVU	1.15

1964	Percy Sensabaugh, VMI	0.67
1965	Winston Blenckstone, UR	0.99
1966	Vaughn Kovach, WVU	0.66
1967	Marshall Dellinger, ECU	0.85
1968	Dennis Burke, ECU	0.91
1969	Terry Deaver, FUR	0.83
1970	Ron Hastings, ECU	0.56
1971	Richardson, W&M	0.87
1972	Rusty Booth, CIT	0.95
1973	R. Hatcher, UR	0.69
1974	D. LaRussa, ECU	0.87
1975	Dean Reavis, ECU	1.82
1976	Pete Conaty, ECU	1.21
1977	Mickey Britt, ECU	1.68
1978	Don Gordon, CIT	1.72
1979	Frank Galloway, CIT	1.00
1980	Mike Sullivan, MAR	0.60
1981	Alan Hurt, CIT	1.85
1982	Kirk Bailey, APP	1.25
1983	David Mills, CIT	1.13
1984	Rich Collins, CIT	1.70
1985	J.D. McKinney, MAR	3.05
1986	Mike Monte, CIT	2.84
1987	Ward Withrow, CIT	1.32
1988	Paul Menhart, WCU	3.55
1989	Matt Gore, CIT	2.41
1990	Ken Britt, CIT (preCWS)	1.97
1991	Ken Britt, CIT	2.59
1992	Gettys Glaze, CIT	1.70
1993	John Price, CIT	2.20
1994	Britt Reames, CIT	2.16
1995	Donald Morillo, CIT	1.60
1996	Dan Stutzman, APP	2.24
1997	Tom Martin, CIT	3.25
1998	Jason Parsons, UNCG	2.32
1999	Lucas Hocker, CofC	2.52
2000	Eric Talbert, CIT	2.76
2001	Eric Talbert, CIT	2.06
2002	Randy Corn, CIT	1.37
2003	Tom Mastny, FUR	1.09
2004	Jonathan Ellis, CIT	2.18
2005	Chris Mason, UNCG	2.88
2006	Nick Chigges, CofC	1.40
2007	Drew Saberhagen, WCU	2.87



*Wofford pitcher Ben Austin paced the SoCon with 11 wins in 2007 and a pair of shutouts in 2008.*

2008	Jay Jackson, FUR	3.17
2009	Matt Talley, CIT	3.42
2010	Matt Benedict, WCU	3.11
2011	Andy Moye, GSU; Matt Murray, GSU	2.39
2012	Christian Powell, CofC	2.69

### STRIKEOUTS

1955	Jim Heise, WVU	111
1959	Dick Almes, CIT	127
1960	Paul Chuma, WVU	
1962	Frank Griffith, UR	84
1963	John Radosevich, WVU (NCAA)	95
1964	John Radosevich, WVU	123
1965	John Radosevich, WVU	120
1966	Holland, DAV	113
1967	Jerry Meadows, ECU	105
1968	Hank Bunnell, GWU	93
1969	Hank Bunnell, GWU	79
1970	Hank Bunnell, GWU	110
1971	John Katona, FUR	109
1972	S. Arrington, CIT	68
1973	S. Arrington, CIT	93
1974	Todd Brenizer, FUR	78
1975	Richard Wieters, CIT	62
1976	Chris Davis, W&M	84
1977	Tim Barr, DAV	106
1978	Mike Pendleton, CIT	98
1979	Mike Pendleton, CIT	91
1981	Jeff Barkley, CIT	88
1982	Mike Cherry, CIT	106
1983	Mike Cherry, CIT	132
1984	Scott Gay, WCU	62
1985	Scott Gay, WCU	118
1986	Len Stratton, APP	90
1987	Len Stratton, APP	69
1988	Wilcox, DAV	86
1989	Paul Menhart, WCU	64
1990	Paul Menhart, WCU	82
1991	Will Ertel, FUR	96
1992	Gettys Glaze, CIT	104
1993	Jason Beverlin, WCU	106
1994	Jason Beverlin, WCU	154
1995	William Rushing, GSU	172
1996	Julio Ayala, GSU	143
1997	Ryan Cummings, GSU	104
1998	Brian Rogers/Brian Wiley, CIT	159
1999	Brian Wiley, CIT	150
2000	David Ray, GSU	115
2001	Reid Casey, ETSU	107
2002	Brett Lewis, GSU	122
2003	Dennis Dove, GSU	118
2004	Jonathan Ellis, CIT	131
2005	Chris Mason, UNCG	135
2006	Everett Teaford, GSU	122
2007	Nick Chigges, CofC	112
2008	Steven Hensley, Elon	99
2009	Chris Mederos, GSU	113
2010	Asher Wojciechowski, CIT	155
2011	Chris Beck, GSU	109
2012	Chris Beck, GSU	115

### INNINGS PITCHED

1960	Dick Almes, CIT	94.0
1961	Lee Melear, VPI	
1962	Tom Shafer, WVU	88.1
1963	Tony Romasco, GWU	76.2
1964	John Radosevich, WVU	81.0
1965	John Radosevich, WVU	77.0
1966	Bryan, DAV	90.0
1967	Jay Newton, W&M	97.0
1968	Dick Balderson, UR	80.0
1969	Hank Bunnell, GWU	88.1



1970	Hank Bunnell, GWU
1971	R. Pipan, DAV
1972	John Katona, FUR
1973	T. Toms, ECU
1974	J. Blankenship, APP
1975	Joel Tew, DAV
1976	Mickey Britt, ECU
1977	Tim Barr, DAV
1978	Albie DeYoung, MAR
1979	Frank Galloway, CIT
1981	Jeff Barkley, CIT
1985	Scott Gay, WCU
1989	Paul Menhart, WCU
1990	Billy Baker, CIT
1991	Will Ertel, FUR
1992	Phillip Grundy, WCU
1993	Jason Beverlin, WCU
1994	Jason Beverlin, WCU
1995	William Rushing, GSU
1996	Julio Ayala, GSU
1997	Clint Sauls, GSU
1998	Clint Sauls, GSU
1999	David Pember, WCU
2000	Matt Baber, ETSU
2001	Reid Casey, ETSU
2002	Brett Lewis, GSU
2003	Ryan Basner, WCU
2004	Jonathan Ellis, CIT
2005	Everett Teaford, GSU
2006	Everett Teaford, GSU
2007	Austin Redwine, WOF
2008	Jay Jackson, FUR
2009	Wes Wrenn, CIT
2010	Asher Wojciechowski, CIT
2011	Chris Beck, GSU
2012	Josh Martin, SAM

## COMPLETE GAMES

1956	Charlie Moore, FUR	9
1965	John Radosevich, WVU	9
1966	Four players	7
1967	Jay Newton, W&M; Dick Balderson, UR	11
1968	Hank Bunnell, GWU; Dick Balderson, UR	9
1970	John Katona, FUR	10
1971	Rick Pipan, DAV	11
1974	Jim Blankenship, APP	9
1975	Joel Tew, DAV	10
1976	Jeff Roberts, FUR	9
1977	Tim Barr, DAV	10
1978	Albie DeYoung, MAR	8
1979	Mike Priesmeyer, ETSU	9
1980	Jeff Andrews, ETSU	9
1981	Jeff Barkley, CIT	9
1985	Kirk Burnett, FUR; Chris Johnson, ETSU	9
1989	Mike Clark, FUR	7
1990	Danny Clark, ETSU	8
1991	Will Ertel, FUR	11
1992	Charles Braswell, FUR; Dallas Rinehart, ETSU	9
1993	Matt Spade, MAR	7
1994	Matt Spade, MAR	9
1995	Chris Pollard, DAV	11
1996	W.G. Smith, VMI	7
1997	Jonathan Coulombe, DAV	10
1998	Michael Harrell, ETSU	7
1999	Matt Baber, ETSU	11
2000	Matt Baber, ETSU	9
2001	Toby David, FUR; George Lehr, WOF	4
2002	Jay Metzger, UNCG	6
2003	Tom Mastny, FUR	8
2004	Jonathan Ellis, CIT	9
2005	Chris Mason, UNCG	8
2006	Everett Teaford, GSU	4

102.1	2007	Seven tied	2
94.0	2008	Jesse Simpson, CofC; Ben Austin, WOF	2
76.1	2009	Wes Wrenn, CIT	3
77.1	2010	Asher Wojciechowski, CIT; Ian Parry, FUR;	3
93.1		Jake Brown, GSU	3
94.2	2011	Matt Talley, CIT; Chris Beck, GSU;	
103.2		Andy Moye, GSU; Jordan Smith, WCU;	
113.1		Cash Collins, WOF	2
75.0	2012	Chris Beck, GSU	4

## APPEARANCES

113.1	1989	Dan Norman, APP	22
86.1	1990	Hank Kraft, CIT	27
109.1	1991	Hank Kraft, CIT	26
132.1	1992	Billy Goodrich, VMI; Hank Kraft, CIT	24
110.1	1993	Paul Thornton, GSU	35
105.1	1994	Mike Manning, WCU	40
124.1	1995	Donald Morillo, CIT	32
160.0	1996	Tod Lee, GSU	38
152.0	1997	Tod Lee, GSU	42
115.0	1998	Tom Martin, CIT	38
122.0	1999	Marty Jones, GSU	33
119.2	2000	Taft Cable, UNCG	38
133.2	2001	Ted Toler, UNCG	41
117.1	2002	Randy Corn, CIT	39
126.1	2003	Jarrett Santos, UNCG	41
125.0	2004	Jarrett Santos, UNCG	34
136.1	2005	Luke Miller, WCU	37
119.2	2006	Patrick Currin, UNCG	38
120.1	2007	Kyle Kamppi, GSU	37
109.0	2008	James White, UNCG	38
99.1	2009	Mike Frongello, DAV	34
102.0	2010	Andrew Chilcoat, WCU	34
125.2	2011	Mike Frongello, DAV	39
103.0	2012	Ryan Hines, CIT	36

## SAVES

1988	Brad Wanzenberg, DAV	11
1989	Tripp Blanton, CIT; Dan Norman, APP	6
1990	Hank Kraft, CIT; Doug Uzdilla, WCU	7
1991	Hank Kraft, CIT	9
1992	Hank Kraft, CIT	12
1993	Paul Thornton, GSU	17
1994	Mike Manning, WCU	14
1995	Donald Morillo, CIT	13
1996	Tod Lee, GSU	11
1997	Tod Lee, GSU; Tom Martin, CIT	7
1998	David Pember, WCU; Tom Martin, CIT	8
1999	Brett Davey, CofC; Jay Morgan, CIT;	
	Ian Ostlund, VMI	7
2000	Jay Morgan, CIT	10
2001	Randy Corn, CIT; Andy Hutchings, CofC	12
2002	Randy Corn, CIT	13
2003	Chris Mason, UNCG	8
2004	Brett Harker, CofC	13
2005	Brett Harker, CofC	15
2006	Josh McLaughlin, CofC; Link Saunders, CIT	15
2007	A.J. Battisto, GSU; Greg Holland, WCU	10
2008	Thomas Girdwood, Elon	10
2009	Thomas Girdwood, Elon	17
2010	Chris Patterson, APP	13
2011	Andrew Jones, SAM	15
2012	Nathan Hyatt, APP	16

## SHUTOUTS

1979	Frank Galloway, CIT	4
1981	Jeff Montgomery, MAR	4
1989	Matt Gore, CIT; Paul Menhart, WCU	2
1990	Richard Shirer, CIT	3
1991	Ken Britt, CIT; Chris Smith, APP	3
1992	Gettys Glaze, CIT	5
1993	Clint Fair, GSU	3



**Mike Frongello's (Davidson) 39 appearances in 2010 were the most by any SoCon pitcher.**

1994	Tim Roth, GSU; William Rushing, GSU	3
2000	Four tied	1
2001	Six tied	1
2002	Five tied	2
2003	10 tied	1
2004	Jonathan Ellis, CIT	2
2005	Chris Mason, UNCG	1
2006	Nick Chigges, CofC	2
2007	Six tied	1
2008	Ben Austin, WOF	2
2009	David Peterson, CofC; Matt Crim, CIT	1
2010	Matt Talley, CIT; Jimmy Reyes, Elon	2
2011	Jordan Smith, WCU	2
2012	Six tied	1

## OPPOSING BATTING AVERAGE

2002	Randy Corn, CIT	.157
2003	Tom Mastny, FUR	.178
2004	Jonathan Ellis, CIT	.221
2005	Link Saunders, CIT	.234
2006	Nick Chigges, CofC	.205
2007	Jeff Beliveau, CofC	.229
2008	Jay Jackson, FUR	.216
2009	Rob Gilliam, UNCG	.224
2010	Asher Wojciechowski, CIT	.233
2011	Matt Murray, GSU	.207
2012	Matt Pegler, CofC	.221

## TEAM BATTING

### BATTING AVERAGE

1963	The Citadel	.219
1964	West Virginia	.283
1965	George Washington	.279
1966	George Washington	.318
1967	East Carolina	.273
1968	George Washington	.284
1969	William & Mary	.269
1970	Richmond	.275
1971	Furman	.272
1972	Richmond	.262
1973	Appalachian State	.278
1974	Appalachian State	.268
1975	The Citadel	.293
1976	The Citadel	.295

1977	Western Carolina	.322
1978	Appalachian State	.353
1979	East Tennessee State	.302
1980	Western Carolina	.324
1981	Appalachian State	.346
1982	The Citadel	.346
1983	Appalachian State	.317
1984	Appalachian State	.314
1985	Appalachian State	.328
1986	Appalachian State	.343
1987	Western Carolina	.314
1988	Appalachian State	.339
1989	Marshall	.317
1990	Western Carolina	.314
1991	Western Carolina	.330
1992	Western Carolina	.320
1993	East Tennessee State	.313
1994	Western Carolina	.295
1995	Georgia Southern	.294
1996	Appalachian State	.314
1997	Western Carolina	.351
1998	East Tennessee State	.314
1999	Western Carolina	.328
2000	The Citadel	.325
2001	Western Carolina	.311
2002	Western Carolina	.334
2003	The Citadel; Georgia Southern	.307
2004	College of Charleston	.341
2005	College of Charleston	.355
2006	College of Charleston	.325
2007	College of Charleston	.350
2008	Georgia Southern	.346
2009	College of Charleston	.345
2010	College of Charleston	.319
2011	Western Carolina	.302
2012	Western Carolina	.310

## HOME RUNS

1963	VMI	15
1964	Davidson	13
1965	Virginia Tech	10
1966	East Carolina	10
1967	East Carolina	14
1968	East Carolina	27
1969	East Carolina	16
1970	Furman	13
1971	Furman	29
1972	East Carolina	13
1973	Richmond	10
1974	East Carolina	19
1975	Davidson	24
1976	Richmond	24
1977	Western Carolina	37
1978	Appalachian State	41
1979	East Tennessee State	44
1980	East Tennessee State	40
1981	East Tennessee State	69
1982	East Tennessee State	60
1983	East Tennessee State	59
1984	Western Carolina	36
1985	Appalachian State	78
1986	Appalachian State	76
1987	Davidson	84
1988	Western Carolina	112
1989	Western Carolina	70
1990	Western Carolina	65
1991	Western Carolina	67
1992	Western Carolina	87
1993	Western Carolina; Davidson	67
1994	Davidson	47
1995	Georgia Southern	57
1996	Georgia Southern	73

1997	Western Carolina	100
1998	Western Carolina	55
1999	Western Carolina	82
2000	UNCG	61
2001	Georgia Southern	60
2002	Western Carolina	56
2003	Western Carolina	58
2004	Western Carolina	66
2005	East Tennessee State	69
2006	Elon	68
2007	Wofford	108
2008	College of Charleston	130
2009	Elon	138
2010	College of Charleston	105
2011	College of Charleston	81
2012	Samford	66

## SLUGGING PERCENTAGE

2002	College of Charleston	.508
2003	College of Charleston	.464
2004	College of Charleston	.485
2005	East Tennessee State	.523
2006	Furman	.471
2007	College of Charleston	.570
2008	College of Charleston	.607
2009	Elon	.596
2010	College of Charleston	.539
2011	College of Charleston	.486
2012	Samford	.457

## ON-BASE PERCENTAGE

2002	College of Charleston	.412
2003	Georgia Southern	.396
2004	College of Charleston	.431
2005	College of Charleston	.432
2006	Elon	.402
2007	College of Charleston	.423
2008	Georgia Southern	.437
2009	College of Charleston	.430
2010	College of Charleston	.413
2011	College of Charleston	.394
2012	Samford	.387



*Furman's Tom Mastny recorded a 1.09 ERA in 2003, which stands as the lowest mark in the SoCon in the past 30 years.*

RUNS		
2002	College of Charleston	533
2003	Western Carolina	477
2004	College of Charleston	535
2005	College of Charleston	553
2006	Elon	491
2007	College of Charleston	552
2008	College of Charleston	627
2009	Elon	604
2010	College of Charleston	576
2011	College of Charleston	446
2012	Samford	436

## HITS

2002	Georgia Southern	733
2003	Western Carolina	694
2004	College of Charleston	760
2005	College of Charleston	814
2006	College of Charleston	725
2007	College of Charleston	760
2008	Georgia Southern	751
2009	The Citadel	728
2010	College of Charleston	732
2011	College of Charleston	627
2012	Samford	674

## RUNS BATTED IN

2002	College of Charleston	450
2003	Western Carolina	421
2004	College of Charleston	475
2005	College of Charleston	495
2006	Elon	449
2007	College of Charleston	513
2008	College of Charleston	589
2009	Elon	558
2010	College of Charleston	532
2011	College of Charleston	416
2012	Samford	399

## DOUBLES

2002	College of Charleston	151
2003	Western Carolina	148
2004	Western Carolina	137
2005	College of Charleston	174
2006	Appalachian State	136
2007	Appalachian State	168
2008	College of Charleston	161
2009	College of Charleston	156
2010	College of Charleston	160
2011	College of Charleston	134
2012	Appalachian State	134

## TRIPLES

2002	College of Charleston	42
2003	College of Charleston	27
2004	College of Charleston	23
2005	East Tennessee State	17
2006	The Citadel	21
2007	College of Charleston	26
2008	Elon	24
2009	Elon	24
2010	UNCG	21
2011	Elon	21
2012	Appalachian State	20

## TOTAL BASES

2002	College of Charleston	1,089
2003	Western Carolina	1,044
2004	College of Charleston	1,080
2005	College of Charleston	1,196
2006	Elon	1,022
2007	College of Charleston	1,237



# YEARLY STATISTICAL LEADERS



2008	College of Charleston	1,304
2009	Elon	1,310
2010	College of Charleston	1,237
2011	College of Charleston	1,028
2012	Samford	1,020

## BASES ON BALLS

2002	College of Charleston	256
2003	Western Carolina	274
2004	The Citadel	260
2005	Elon	250
2006	Elon	308
2007	Elon	277
2008	Elon	330
2009	Elon	326
2010	Elon	302
2011	College of Charleston	297
2012	Samford	251

## HIT BY PITCH

2002	Georgia Southern	86
2003	Georgia Southern	92
2004	College of Charleston	122
2005	Elon	108
2006	Western Carolina	101
2007	College of Charleston	96
2008	Elon	105
2009	Georgia Southern	107
2010	Elon; Western Carolina	93
2011	Elon	79
2012	Samford	73

## STRIKEOUTS

2002	The Citadel	397
2003	The Citadel	431
2004	The Citadel	466
2005	Elon	424
2006	Wofford	447
2007	Wofford	427
2008	Elon	443
2009	Elon	469
2010	College of Charleston	479
2011	Davidson	476
2012	College of Charleston	488


## STOLEN BASES

2002	Georgia Southern	151
2003	UNCG; College of Charleston	101
2004	College of Charleston	112
2005	College of Charleston	99
2006	College of Charleston	128
2007	Elon	103
2008	Elon	155
2009	Western Carolina	126
2010	The Citadel	127
2011	Elon	114
2012	Appalachian State	94

## TEAM PITCHING

### EARNED RUN AVERAGE

1963	The Citadel	3.14
1964	West Virginia	1.46
1965	VMI	2.20
1966	West Virginia	1.84
1967	East Carolina	1.93
1968	East Carolina	2.47
1969	The Citadel	1.91
1970	East Carolina	1.57
1971	The Citadel	2.17
1972	The Citadel	1.74



*The Citadel's Mike Pendleton (1978-81) owned a career 2.80 ERA and was part of a run that saw the Bulldogs lead the league in that category from 1977-83.*

1973	The Citadel	2.14
1974	East Carolina	1.86
1975	East Carolina	2.62
1976	East Carolina	2.02
1977	The Citadel	2.67
1978	The Citadel	2.41
1979	The Citadel	2.24
1980	The Citadel	3.16
1981	The Citadel	3.37
1982	The Citadel	2.61
1983	The Citadel	2.84
1984	Appalachian State	2.59
1985	Appalachian State	4.06
1986	Appalachian State	4.25
1987	Appalachian State	4.79
1988	Western Carolina	4.92
1989	The Citadel	4.38
1990	The Citadel	3.67
1991	The Citadel	3.40
1992	The Citadel	3.77
1993	Georgia Southern	3.89
1994	Western Carolina	2.97
1995	The Citadel	3.26
1996	Georgia Southern	4.26
1997	The Citadel	5.19
1998	Western Carolina	4.03
1999	College of Charleston	4.54
2000	The Citadel	4.12
2001	The Citadel	3.81
2002	The Citadel	3.53
2003	UNCG	3.69
2004	UNCG	4.17
2005	College of Charleston	4.06
2006	College of Charleston	3.02
2007	Western Carolina	4.79
2008	The Citadel	5.17
2009	The Citadel	4.50
2010	The Citadel	4.57
2011	Samford	3.11
2012	College of Charleston	3.21

## OPPOSING BATTING AVERAGE

2002	The Citadel	.257
2003	UNCG	.256
2004	College of Charleston	.268
2005	College of Charleston	.270
2006	College of Charleston	.238
2007	College of Charleston	.275
2008	Elon	.284
2009	The Citadel	.274
2010	The Citadel	.274
2011	Samford	.242
2012	College of Charleston	.241

## INNINGS PITCHED

2002	Georgia Southern	563.1
2003	Western Carolina	566.1
2004	The Citadel	600.2
2005	College of Charleston	568.0
2006	College of Charleston	575.1
2007	Western Carolina	550.1
2008	Elon	549.2
2009	The Citadel	539.2
2010	The Citadel	580.2
2011	Georgia Southern	546.2
2012	Samford	570.1

## STRIKEOUTS

2002	Georgia Southern	552
2003	Georgia Southern	591
2004	The Citadel	494
2005	College of Charleston	509
2006	College of Charleston	522
2007	College of Charleston	445
2008	College of Charleston	480
2009	Western Carolina	487
2010	College of Charleston	531
2011	Samford	479
2012	Samford	491

## WINS

2002	Georgia Southern	39
2003	Western Carolina	43
2004	College of Charleston	47
2005	College of Charleston	48
2006	College of Charleston	46
2007	Western Carolina	41
2008	Elon	44
2009	Georgia Southern	42
2010	College of Charleston	44
2011	College of Charleston	39
2012	Appalachian State; Samford	41

## SAVES

2002	Western Carolina	15
2003	Western Carolina	14
2004	College of Charleston	19
2005	College of Charleston	19
2006	College of Charleston	20
2007	Wofford	15
2008	College of Charleston	18
2009	Elon	24
2010	Appalachian State; Georgia Southern	15
2011	College of Charleston	20
2012	Elon	19

## RUNNERS PICKED OFF

2002	Georgia Southern	17
2003	VMI	21
2004	Western Carolina	17
2005	Georgia Southern	22
2006	Georgia Southern	22
2007	Georgia Southern	22

2008	The Citadel
2009	The Citadel; Davidson
2010	Davidson
2011	Georgia Southern
2012	College of Charleston

## FEWEST HITS ALLOWED

2002	The Citadel	491
2003	Davidson	465
2004	Wofford	496
2005	UNCG	493
2006	College of Charleston	512
2007	College of Charleston	578
2008	Furman	578
2009	UNCG	513
2010	Davidson	558
2011	Davidson	466
2012	UNCG	471

## FEWEST RUNS ALLOWED

2002	The Citadel	259
2003	Furman	261
2004	UNCG	278
2005	UNCG	274
2006	College of Charleston	238
2007	Western Carolina	346
2008	The Citadel	330
2009	The Citadel	318
2010	Appalachian State	332
2011	Samford	237
2012	College of Charleston	263

## FEWEST EARNED RUNS ALLOWED

2002	The Citadel	193
2003	Furman	215
2004	UNCG	227
2005	UNCG	228
2006	College of Charleston	193
2007	College of Charleston	282
2008	The Citadel	287
2009	The Citadel	270
2010	Appalachian State	287
2011	Samford	181
2012	College of Charleston	192

## FEWEST WALKS ALLOWED

2002	VMI	152
2003	UNCG	52
2004	UNCG	145
2005	UNCG	154
2006	Furman	172
2007	Furman	186
2008	Furman	196
2009	Appalachian State	184
2010	Davidson	188
2011	Davidson	156
2012	College of Charleston	182

## FEWEST DOUBLES ALLOWED

2002	The Citadel	92
2003	Furman	85
2004	UNCG; Elon	104
2005	Furman	94
2006	College of Charleston	66
2007	College of Charleston	96
2008	Elon	97
2009	The Citadel	86
2010	The Citadel	100
2011	Samford	76
2012	Western Carolina	76

## FEWEST TRIPLES ALLOWED

2002	The Citadel
2003	Furman
2004	College of Charleston
2005	Davidson
2006	College of Charleston
2007	Elon
2008	Davidson; College of Charleston
2009	Elon
2010	Elon
2011	Elon
2012	Wofford

## FEWEST HOME RUNS ALLOWED

2002	The Citadel	24
2003	Davidson	28
2004	UNCG	26
2005	UNCG	34
2006	UNCG	35
2007	Western Carolina	44
2008	The Citadel	37
2009	The Citadel	34
2010	Appalachian State	49
2011	College of Charleston	24
2012	Appalachian State	22

## WILD PITCHES

2002	College of Charleston	56
2003	Wofford	55
2004	College of Charleston	64
2005	Wofford	66
2006	Wofford	69
2007	Appalachian State	61
2008	College of Charleston	71
2009	Western Carolina	67
2010	UNCG	75
2011	Furman	61
2012	Furman	77

## HIT BATTERS

2002	VMI	58
2003	College of Charleston	71
2004	Davidson	67



*Ryan Falcon and the UNCG pitchers allowed the fewest home runs in the SoCon each year from 2004-06.*

2005	Appalachian State	66
2006	Wofford	70
2007	Davidson	85
2008	Davidson; Western Carolina	72
2009	Western Carolina	92
2010	Furman	80
2011	College of Charleston	82
2012	College of Charleston	77

## FIELDING

### FIELDING PERCENTAGE

1979	Marshall	.952
1980	East Tennessee State	.959
1981	East Tennessee State	.962
1982	East Tennessee State	.958
1983	East Tennessee State	.957
1984	Appalachian State	.960
1985	Appalachian State	.953
1986	Western Carolina	.952
1987	Davidson	.960
1988	The Citadel	.955
1989	Appalachian State/Western Carolina	.961
1990	Appalachian State	.953
1991	The Citadel	.963
1992	Georgia Southern	.962
1993	VMI	.973
1994	East Tennessee State	.963
1995	The Citadel	.967
1996	Georgia Southern	.966
1997	The Citadel	.957
1998	UNCG	.968
1999	UNCG	.961
2000	UNCG	.965
2001	Wofford	.960
2002	Georgia Southern	.962
2003	UNCG	.970
2004	The Citadel	.974
2005	UNCG	.972
2006	Elon	.970
2007	UNCG	.967
2008	Appalachian State	.971
2009	Georgia Southern	.973
2010	Georgia Southern	.967
2011	UNCG	.975
2012	Appalachian State	.968

### ERRORS

2002	Furman	114
2003	College of Charleston	114
2004	Appalachian State	119
2005	Appalachian State	138
2006	Wofford	109
2007	College of Charleston; Wofford	101
2008	Davidson	108
2009	Western Carolina	98
2010	Samford	101
2011	The Citadel	98
2012	Wofford	112